


Vertical and Horizontal Mount, Through-Hole Toroid Inductors, High Temperature 200 °C, Radial Leaded



FEATURES

- Toroid diameter: 25.4 mm max.
- Toroid design reduces EMI
- Vertical or horizontal mounting to optimize PCB layout
- High temperature rating of 200 °C - no aging
- Material categorization: for definitions of compliance please see www.vishay.com/doc?99912


RoHS
COMPLIANT

APPLICATIONS

- Switching power supplies
- EMI / RFI filtering
- Output chokes

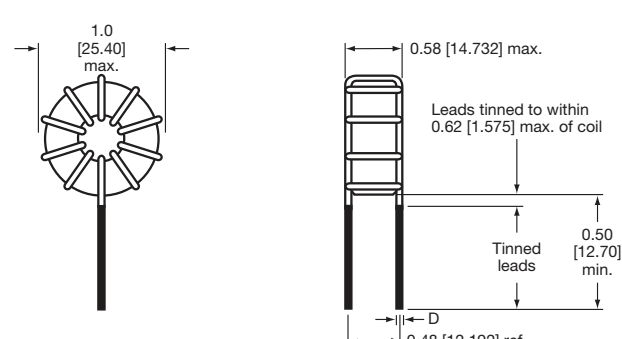
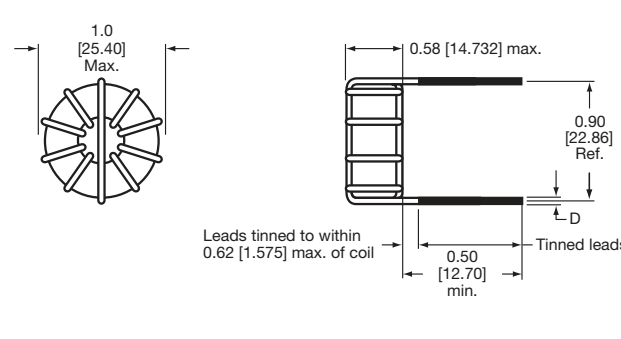
STANDARD ELECTRICAL SPECIFICATIONS in inches [millimeters]

PART NUMBER	IND. L_0 (μ H)	TOLERANCE (%)	DCR (VERTICAL MOUNT)		DCR (HORIZONTAL MOUNT)		RATED CURRENT VERTICAL MOUNT (A) ⁽¹⁾	RATED CURRENT HORIZONTAL MOUNT (A) ⁽¹⁾	SATURATION CURRENT (A) ⁽²⁾	LEAD DIAMETER D
			TYP. (Ω)	MAX. (Ω)	TYP. (Ω)	MAX. (Ω)				
TJ5_ _EBR47MHT	0.47	20	0.0016	0.0024	0.0022	0.003	36	30	50	0.053 [1.346]
TJ5_ _EB1R2MHT	1.2	20	0.0028	0.0032	0.0032	0.0035	28	24	33	0.053 [1.346]
TJ5_ _EB2R2MHT	2.2	20	0.0036	0.0042	0.0042	0.0048	23	22	22	0.053 [1.346]
TJ5_ _EB3R9MHT	3.9	20	0.0045	0.0058	0.005	0.006	21	19.5	18	0.053 [1.346]
TJ5_ _EB4R7MHT	4.7	20	0.005	0.0064	0.0055	0.007	19	18.5	15	0.053 [1.346]
TJ5_ _EB6R8MHT	6.8	20	0.006	0.0074	0.0065	0.0078	18	17	14	0.053 [1.346]
TJ5_ _EB100MHT	10	20	0.0075	0.011	0.0084	0.012	15.8	15.5	10	0.053 [1.346]
TJ5_ _EB220MHT	22	20	0.015	0.019	0.016	0.02	10.8	10.5	7	0.042 [1.067]
TJ5_ _EB390MHT	39	20	0.02	0.025	0.022	0.028	9.2	9.1	5	0.042 [1.067]
TJ5_ _EB101MHT	100	20	0.05	0.069	0.054	0.075	5.5	5.5	3.0	0.034 [0.864]
TJ5_ _EB471MHT	470	20	0.17	0.29	0.175	0.3	2.8	2.8	1.5	0.027 [0.686]

Notes

- Operating temperature (ambient + ΔT): - 55 °C to + 200 °C, inductance tested at 0.25 V_{RMS} , 1 kHz, DCR tested at 25 °C \pm 5 °C, all material rated at 200 °C
- (1) DC current that will cause an approx. ΔT of 50 °C
- (2) DC current that will cause L_0 to drop approx. 20 %

DIMENSIONS in inches [millimeters]

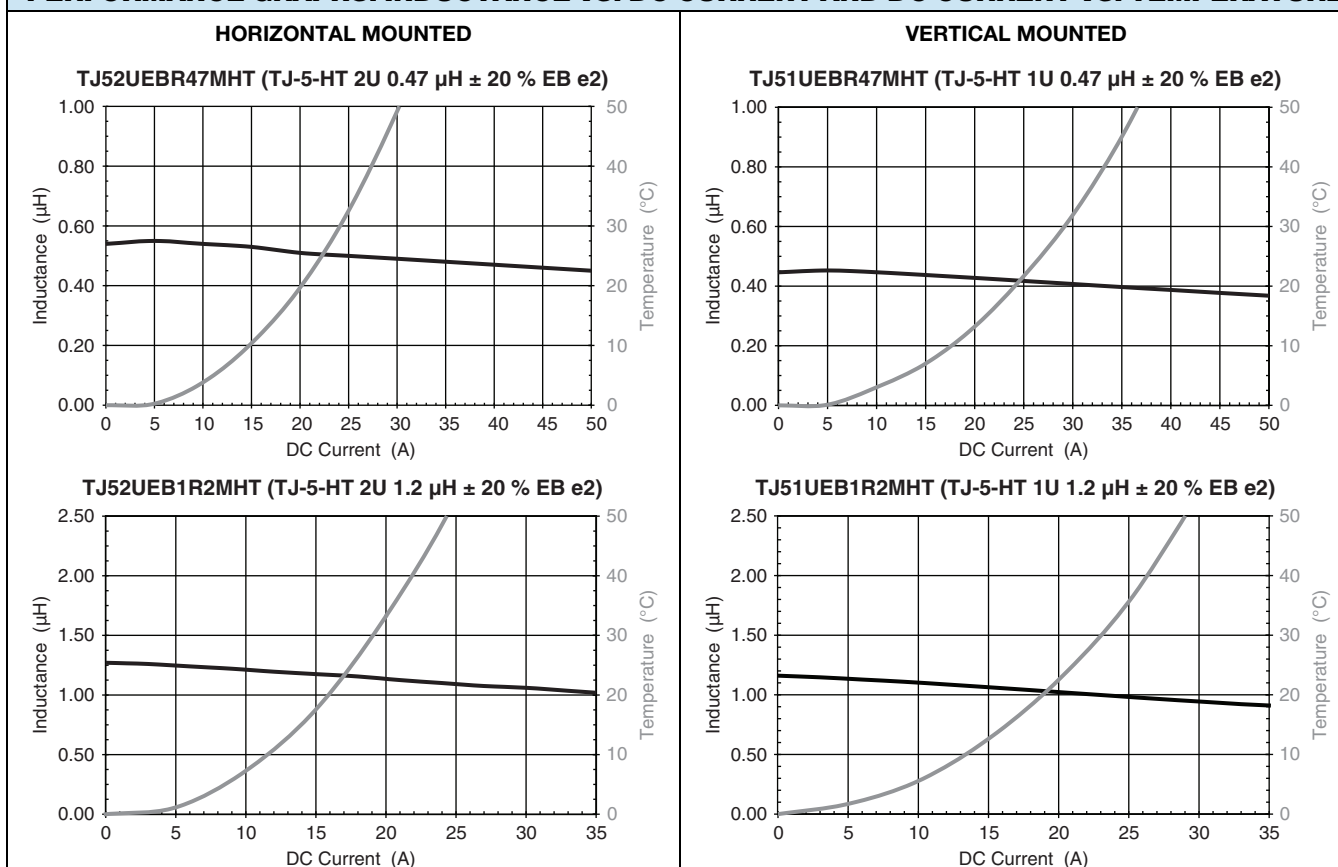
VERTICAL MOUNT (MOUNTING CODE - 1U)		HORIZONTAL MOUNT (MOUNTING CODE - 2U)	
			

**ORDERING INFORMATION**

TJ5-HT	1U	10 μH	$\pm 20\%$	EB	e2
MODEL	MOUNTING CODE	INDUCTANCE VALUE	INDUCTANCE TOLERANCE	PACKAGE CODE	JEDEC® LEAD (Pb)-FREE STANDARD

GLOBAL PART NUMBER

T J 5	1 U	E B	1 0 0	M	H T
MODEL	MOUNTING CODE	PACKAGE CODE	INDUCTANCE VALUE	INDUCTANCE TOLERANCE	SERIES
	1U = vertical mount 2U = horizontal mount		100 = 10 μ H	M = $\pm 20\%$	

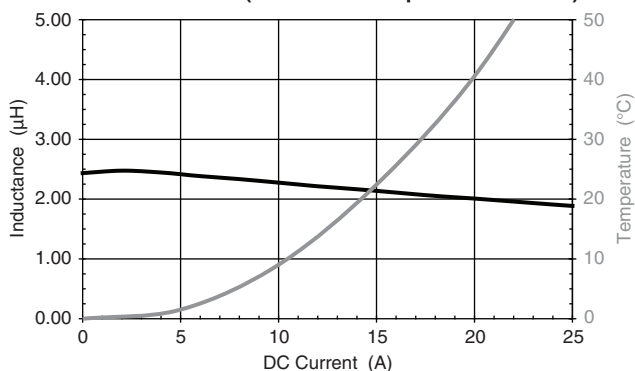
PERFORMANCE GRAPHS: INDUCTANCE VS. DC CURRENT AND DC CURRENT VS. TEMPERATURE



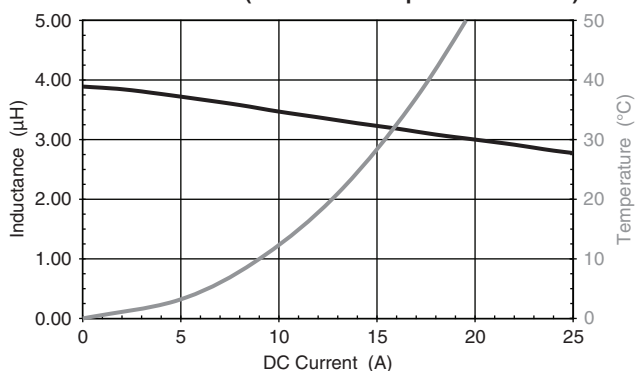
PERFORMANCE GRAPHS: INDUCTANCE VS. DC CURRENT AND DC CURRENT VS. TEMPERATURE

HORIZONTAL MOUNTED

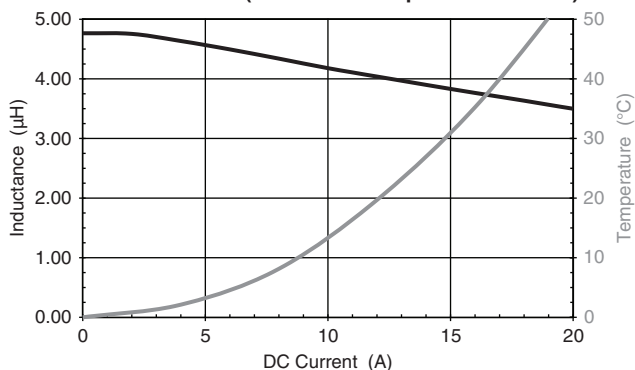
TJ52UEB2R2MHT (TJ-5-HT 2U 2.2 $\mu\text{H} \pm 20\%$ EB e2)



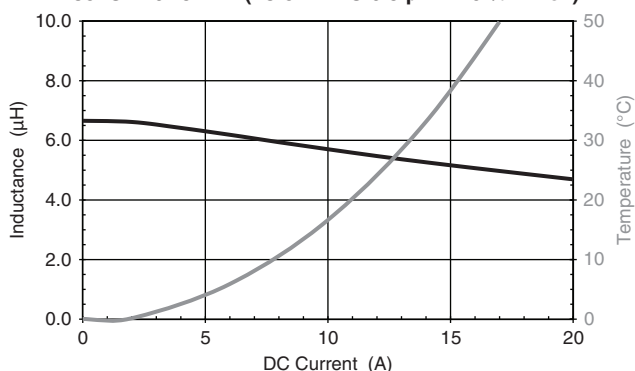
TJ52UEB3R9MHT (TJ-5-HT 2U 3.9 $\mu\text{H} \pm 20\%$ EB e2)



TJ52UEB4R7MHT (TJ-5-HT 2U 4.7 $\mu\text{H} \pm 20\%$ EB e2)

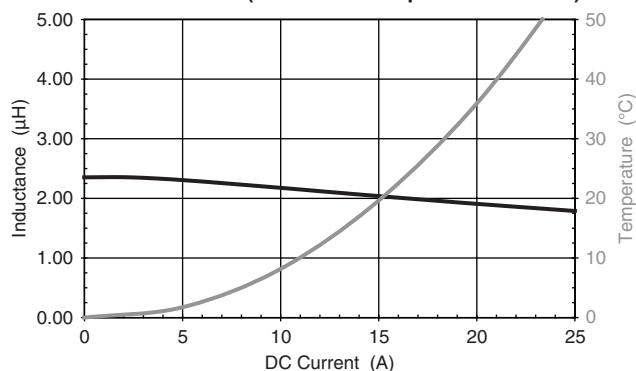


TJ52UEB6R8MHT (TJ-5-HT 2U 6.8 $\mu\text{H} \pm 20\%$ EB e2)

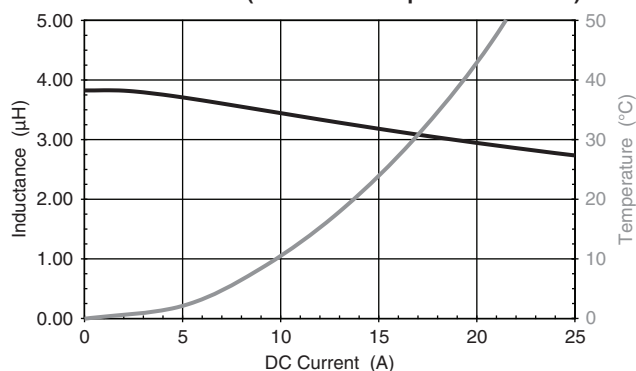


VERTICAL MOUNTED

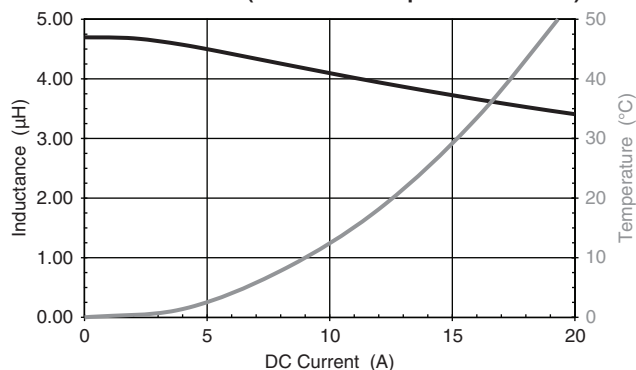
TJ51UEB2R2MHT (TJ-5-HT 1U 2.2 $\mu\text{H} \pm 20\%$ EB e2)



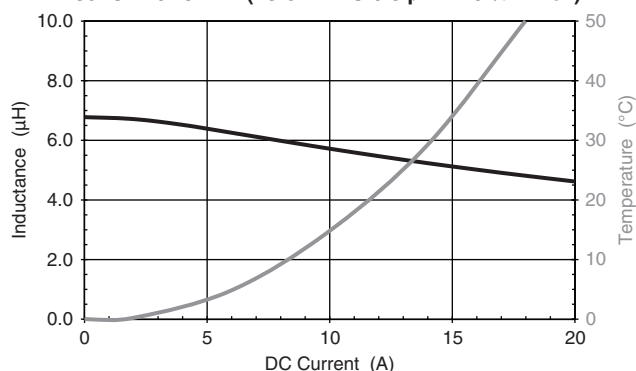
TJ51UEB3R9MHT (TJ-5-HT 1U 3.9 $\mu\text{H} \pm 20\%$ EB e2)



TJ51UEB4R7MHT (TJ-5-HT 1U 4.7 $\mu\text{H} \pm 20\%$ EB e2)



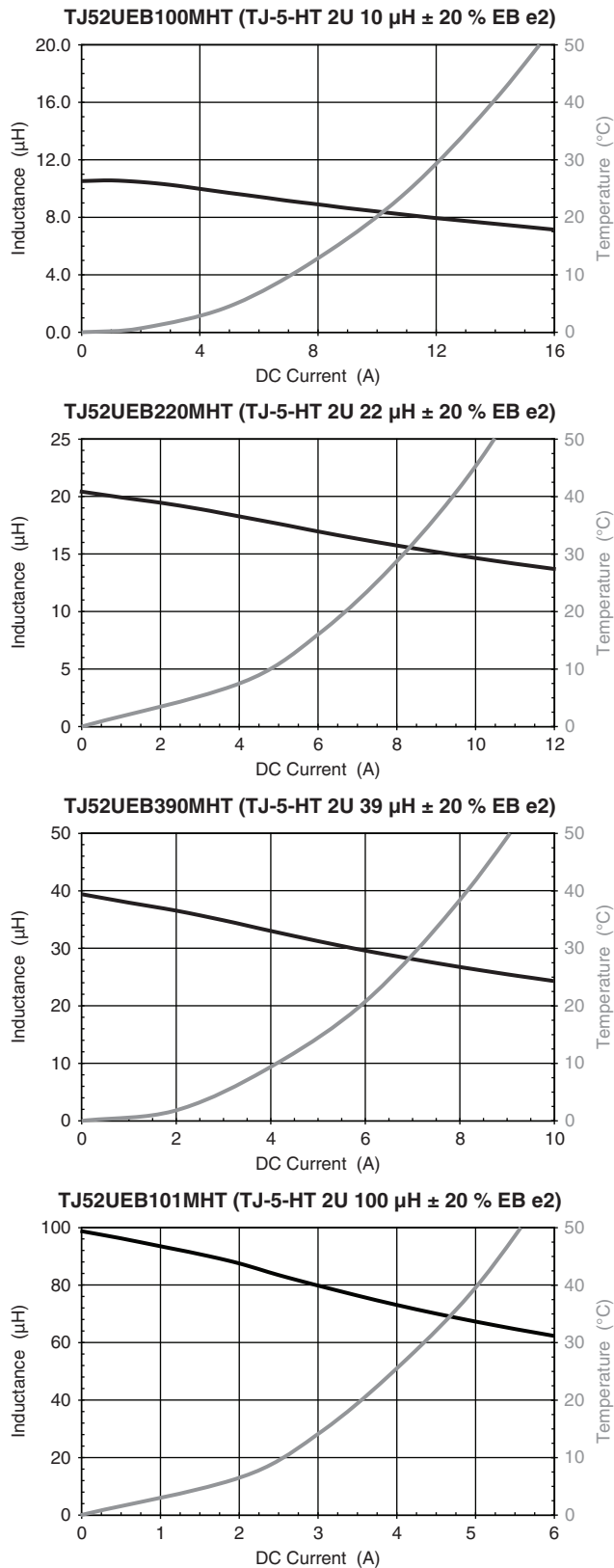
TJ51UEB6R8MHT (TJ-5-HT 1U 6.8 $\mu\text{H} \pm 20\%$ EB e2)



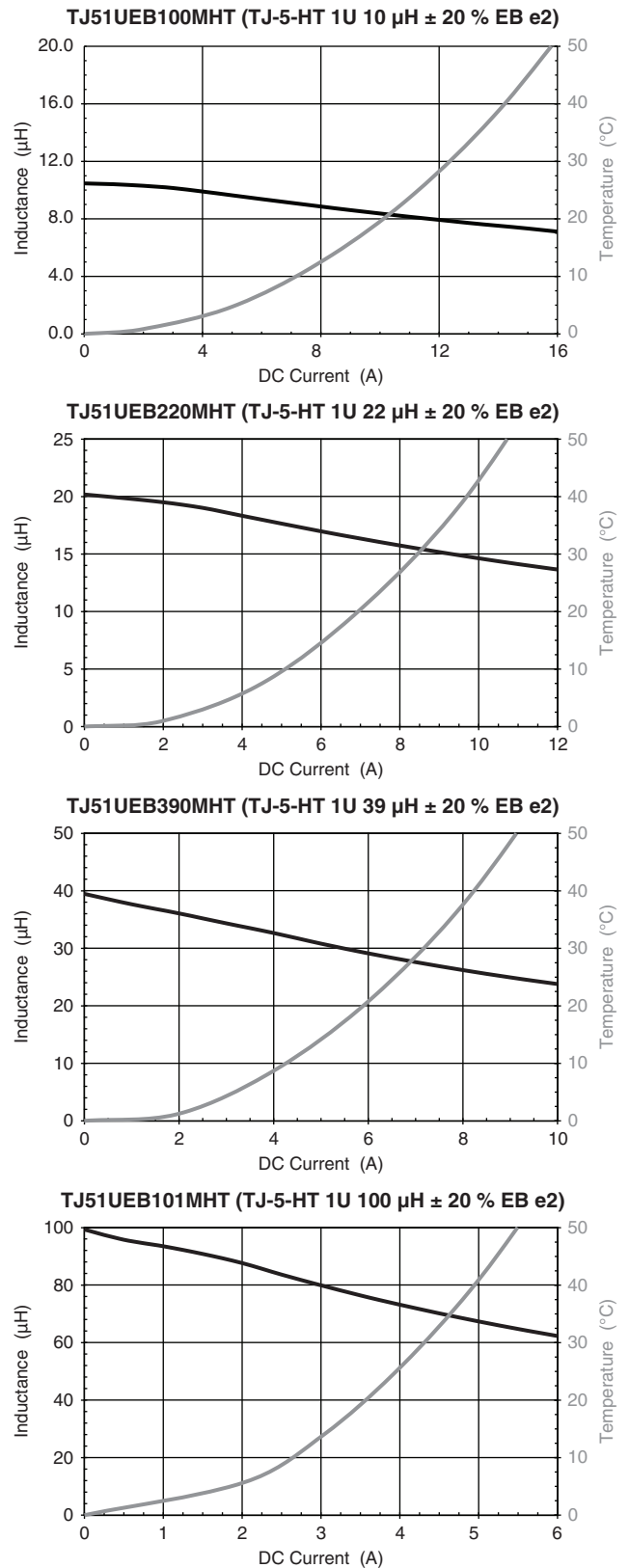


PERFORMANCE GRAPHS: INDUCTANCE VS. DC CURRENT AND DC CURRENT VS. TEMPERATURE

HORIZONTAL MOUNTED

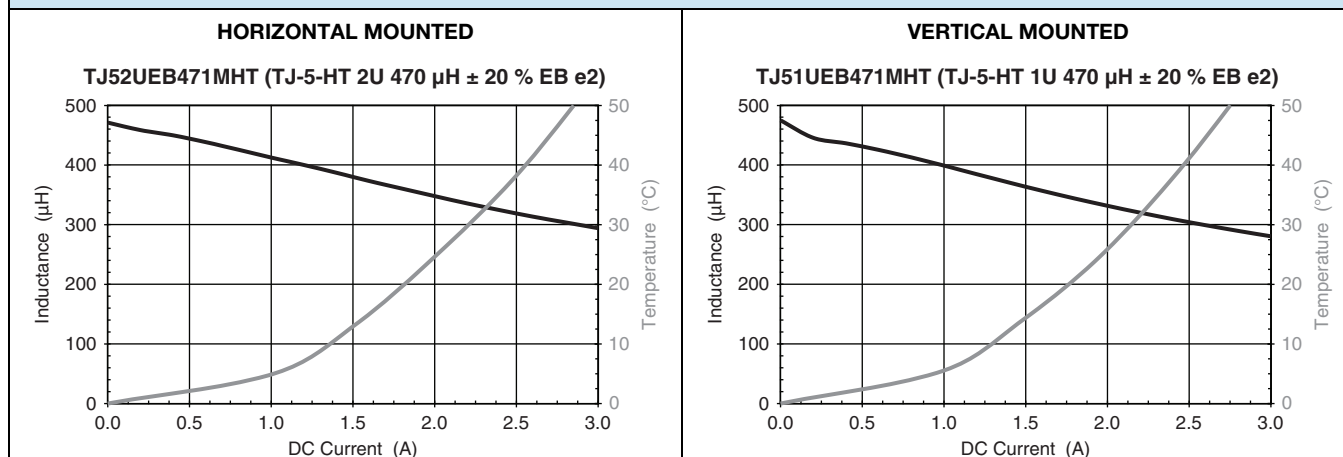


VERTICAL MOUNTED





PERFORMANCE GRAPHS: INDUCTANCE VS. DC CURRENT AND DC CURRENT VS. TEMPERATURE





Disclaimer

ALL PRODUCT, PRODUCT SPECIFICATIONS AND DATA ARE SUBJECT TO CHANGE WITHOUT NOTICE TO IMPROVE RELIABILITY, FUNCTION OR DESIGN OR OTHERWISE.

Vishay Intertechnology, Inc., its affiliates, agents, and employees, and all persons acting on its or their behalf (collectively, "Vishay"), disclaim any and all liability for any errors, inaccuracies or incompleteness contained in any datasheet or in any other disclosure relating to any product.

Vishay makes no warranty, representation or guarantee regarding the suitability of the products for any particular purpose or the continuing production of any product. To the maximum extent permitted by applicable law, Vishay disclaims (i) any and all liability arising out of the application or use of any product, (ii) any and all liability, including without limitation special, consequential or incidental damages, and (iii) any and all implied warranties, including warranties of fitness for particular purpose, non-infringement and merchantability.

Statements regarding the suitability of products for certain types of applications are based on Vishay's knowledge of typical requirements that are often placed on Vishay products in generic applications. Such statements are not binding statements about the suitability of products for a particular application. It is the customer's responsibility to validate that a particular product with the properties described in the product specification is suitable for use in a particular application. Parameters provided in datasheets and / or specifications may vary in different applications and performance may vary over time. All operating parameters, including typical parameters, must be validated for each customer application by the customer's technical experts. Product specifications do not expand or otherwise modify Vishay's terms and conditions of purchase, including but not limited to the warranty expressed therein.

Hyperlinks included in this datasheet may direct users to third-party websites. These links are provided as a convenience and for informational purposes only. Inclusion of these hyperlinks does not constitute an endorsement or an approval by Vishay of any of the products, services or opinions of the corporation, organization or individual associated with the third-party website. Vishay disclaims any and all liability and bears no responsibility for the accuracy, legality or content of the third-party website or for that of subsequent links.

Vishay products are not designed for use in life-saving or life-sustaining applications or any application in which the failure of the Vishay product could result in personal injury or death unless specifically qualified in writing by Vishay. Customers using or selling Vishay products not expressly indicated for use in such applications do so at their own risk. Please contact authorized Vishay personnel to obtain written terms and conditions regarding products designed for such applications.

No license, express or implied, by estoppel or otherwise, to any intellectual property rights is granted by this document or by any conduct of Vishay. Product names and markings noted herein may be trademarks of their respective owners.