



## Rack and Panel Connectors Side Mount



WA20



A20

### APPLICATIONS

Broad-limited only by those applications requiring physical, electrical and/or materials specifications exceeding those indicated.

### ELECTRICAL SPECIFICATIONS

**Current Rating:** 7.5 A

**Breakdown Voltage (Contact to Contact):**

At sea level: 2000 V<sub>RMS</sub>

At 70 000 feet [21 336 meters]: 500 V<sub>RMS</sub>

### FEATURES

- Body components available with any desired pin and socket combination
- Floating contacts
- Polarization accomplished by reversed pin and socket combination
- Model A20 has barriers for increased creepage distance
- Thru hole permits use of building block technique or flat mounting

### MATERIAL SPECIFICATIONS

**Standard Body:** Glass-filled diallyl phthalate per ASTM D 5948-96 green, flame retardant

**Pin Contacts:** Brass

**Socket Contacts:** Phosphor bronze

**Contact Plating:** Gold, 10 micro-inches

### PHYSICAL SPECIFICATIONS

**Minimum Creepage Path between Contacts:**

A20 = 0.08" [2.03 mm]; WA20 = 0.05" [1.27 mm]

**Minimum Air Space between Contacts:**

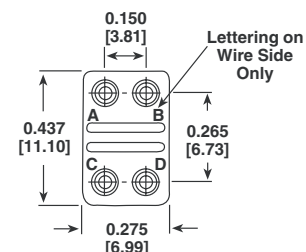
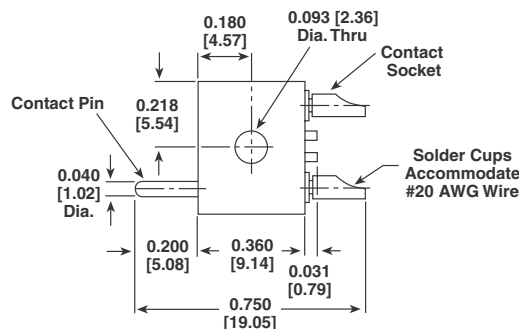
A20 = 0.08" [2.03 mm]; WA20 = 0.05" [1.27 mm]

**Contact, Center to Center:** A20 = 0.150" [3.81 mm];

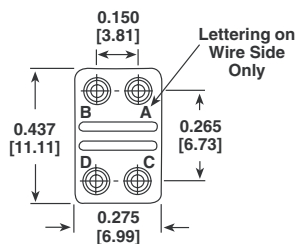
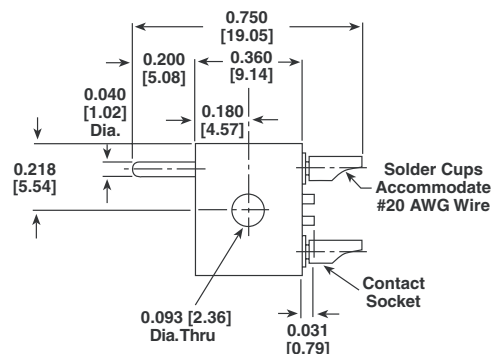
WA20 = 0.125" [3.17 mm]

### DIMENSIONS in inches [millimeters]

A20P-CD

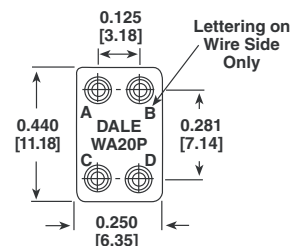
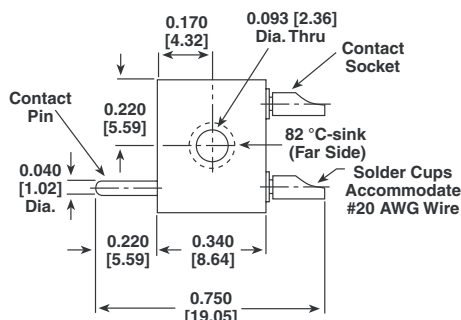


A20S-CD

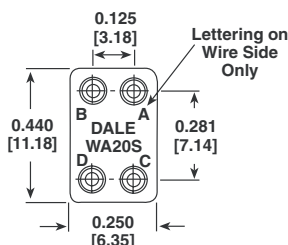
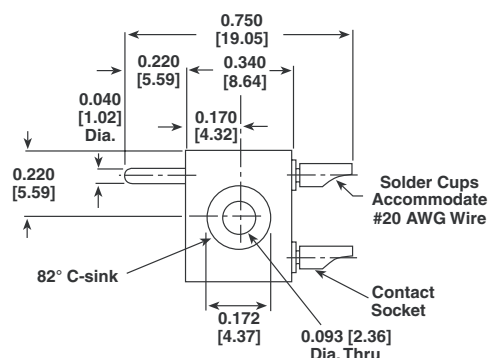


**DIMENSIONS** in inches [millimeters]

WA20P-CD



WA20S-CD

**ORDERING INFORMATION**

**A20**  
**WA20**  
MODEL

Side Mount with 4 positions  
for #20 AWG contacts

**P**  
BODY STYLE

P - Designates pin style body.  
S - Designates socket style body.  
These designations are used to  
identify mating connectors, however,  
any combination of pin and socket  
contacts may be ordered in either  
style body. Therefore, when  
designators 3 and 4 are the same,  
a connector designated A20P or  
WA20P will mate with a connector  
designated A20S or WA20S.  
Example:  
A20P-CD mates with A20S-CD  
A20S-AB mates with A20P-CD

**AB**  
CONTACT LOCATION

Designates pin contact  
positions in an A20P or  
WA20P connector or socket  
contact positions in an A20S  
or WA20S connector  
(specify "A", "B", "C", "D" or  
any combination of the four)

**A**  
EMPTY CONTACT  
POSITIONS

Specify by contact  
identification letter  
(A, B, etc.) any contact  
positions which are to be  
left empty (omit, if none  
required)

**EXAMPLE 1:**

**A20P-CD or WA20P-CD** = Connector  
with pin contacts in positions "C" and  
"D" and socket contacts in positions  
"A" and "B"

**EXAMPLE 2:**

**A20S-CD or WA20S-CD** = Connector  
with socket contacts in positions "C"  
and "D" and pin contacts in positions  
"A" and "B" (would mate with Example 1  
at left)

**EXAMPLE 3:**

**A20P-BC or WA20P-BC-A** = Connector with pin  
contacts in positions "B" and "C", socket contact in  
position "D" and no contact in position "A" (would  
mate with A20S-BC or WA20S-BC-A)



## Disclaimer

ALL PRODUCT, PRODUCT SPECIFICATIONS AND DATA ARE SUBJECT TO CHANGE WITHOUT NOTICE TO IMPROVE RELIABILITY, FUNCTION OR DESIGN OR OTHERWISE.

Vishay Intertechnology, Inc., its affiliates, agents, and employees, and all persons acting on its or their behalf (collectively, "Vishay"), disclaim any and all liability for any errors, inaccuracies or incompleteness contained in any datasheet or in any other disclosure relating to any product.

Vishay makes no warranty, representation or guarantee regarding the suitability of the products for any particular purpose or the continuing production of any product. To the maximum extent permitted by applicable law, Vishay disclaims (i) any and all liability arising out of the application or use of any product, (ii) any and all liability, including without limitation special, consequential or incidental damages, and (iii) any and all implied warranties, including warranties of fitness for particular purpose, non-infringement and merchantability.

Statements regarding the suitability of products for certain types of applications are based on Vishay's knowledge of typical requirements that are often placed on Vishay products in generic applications. Such statements are not binding statements about the suitability of products for a particular application. It is the customer's responsibility to validate that a particular product with the properties described in the product specification is suitable for use in a particular application. Parameters provided in datasheets and / or specifications may vary in different applications and performance may vary over time. All operating parameters, including typical parameters, must be validated for each customer application by the customer's technical experts. Product specifications do not expand or otherwise modify Vishay's terms and conditions of purchase, including but not limited to the warranty expressed therein.

Hyperlinks included in this datasheet may direct users to third-party websites. These links are provided as a convenience and for informational purposes only. Inclusion of these hyperlinks does not constitute an endorsement or an approval by Vishay of any of the products, services or opinions of the corporation, organization or individual associated with the third-party website. Vishay disclaims any and all liability and bears no responsibility for the accuracy, legality or content of the third-party website or for that of subsequent links.

Vishay products are not designed for use in life-saving or life-sustaining applications or any application in which the failure of the Vishay product could result in personal injury or death unless specifically qualified in writing by Vishay. Customers using or selling Vishay products not expressly indicated for use in such applications do so at their own risk. Please contact authorized Vishay personnel to obtain written terms and conditions regarding products designed for such applications.

No license, express or implied, by estoppel or otherwise, to any intellectual property rights is granted by this document or by any conduct of Vishay. Product names and markings noted herein may be trademarks of their respective owners.