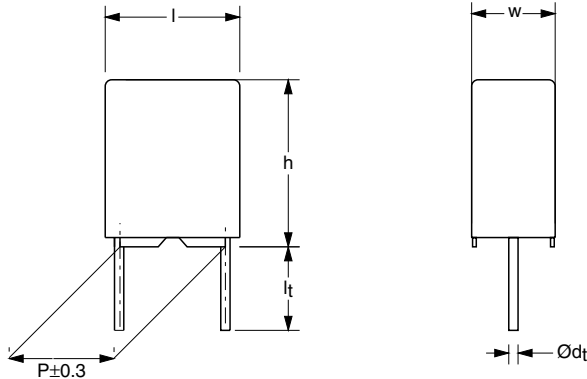


**Metallized Polypropylene Filter Film Capacitors
MKP Radial Potted Type
for Surge Voltage Applications**



Dimensions in mm

APPLICATIONS

Low losses due to low contact resistance and low loss dielectric result in applications where high frequency occur or high stability is preferred. Their small dimensions make them suitable for circuits with high packaging density.

MARKING

C-value; rated voltage; tolerance; code for manufacturer; year and week of manufacture; manufacturers type designation

DIELECTRIC

Polypropylene film

ELECTRODES

Vacuum deposited aluminum

ENCAPSULATION

Flame retardant plastic case and epoxy resin (UL-class 94 V-0)

CONSTRUCTION

Wound mono construction

LEADS

Tinned wire

CAPACITANCE RANGE (E24 SERIES)

0.001 to 0.047 μ F

FEATURES

7.5 and 10 mm lead pitch. Supplied loose in box and ammpack. Withstand surge voltages up to 1.5 kV.

Lead (Pb)-free product

RoHS-compliant product

CAPACITANCE TOLERANCE

$\pm 5 \%$; $\pm 2 \%$

RATED (DC) VOLTAGE

630 V

RATED (AC) VOLTAGE

160 V

RATED PEAK-TO-PEAK VOLTAGE

450 V

CLIMATIC CATEGORY

55/085/56

RATED TEMPERATURE (DC)

85 °C

RATED TEMPERATURE (AC)

85 °C

MAXIMUM APPLICATION TEMPERATURE

85 °C

REFERENCE SPECIFICATIONS

IEC 60384-16

PERFORMANCE GRADE

Grade 1 (long life)

STABILITY GRADE

Grade 1

DETAIL SPECIFICATION

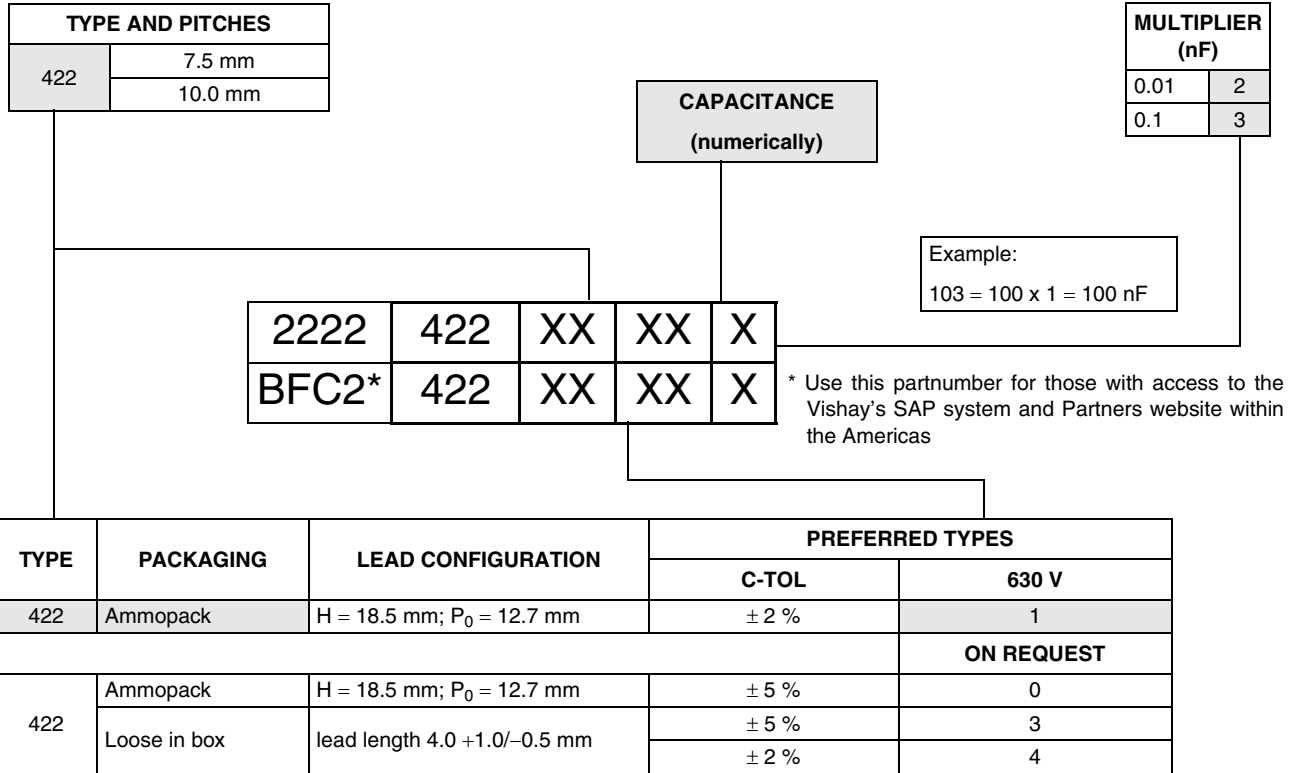
For more detailed data and test requirements contact: filmcaps.roeselare@vishay.com





Metallized Polypropylene Filter Film Capacitors Vishay BCcomponents
MKP Radial Potted Type
for Surge Voltage Applications

COMPOSITION OF CATALOG NUMBER



SPECIFIC REFERENCE DATA

DESCRIPTION	VALUE	
Tangent of loss angle: C ≤ 0.0047 μF	at 10 kHz	at 100 kHz
	≤ 5 × 10 ⁻⁴	≤ 15 × 10 ⁻⁴
Rated voltage pulse slope (dU/dt) _R at 630 V (DC)	50 V/μs	
R between leads at 500 V; 1 minute	> 100000 MΩ	
R between interconnected leads and case at 500 V; 1 minute	> 100000 MΩ	
Withstanding (DC) voltage (cut off current 10 mA); rise time 100 V/s	1000 V; 1 minute	
Withstanding (DC) voltage between leads and case	2840 V; 1 minute	

Vishay BCcomponents Metallized Polypropylene Filter Film Capacitors
MKP Radial Potted Type
 for Surge Voltage Applications

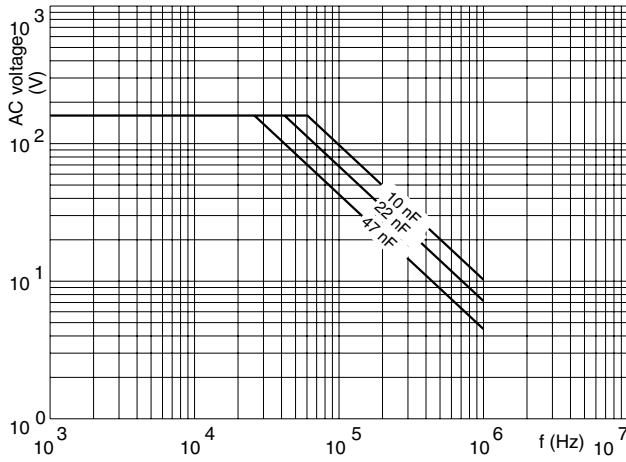
$U_{Rdc} = 630 \text{ V}$; $U_{Rac} = 160 \text{ V}$; $U_{p-p} = 450 \text{ V}$

C (E 24) (μF)	DIMENSIONS $b \times h \times l$ (mm)	MASS (g)	CATALOGUE NUMBER AND PACKAGING		
			AMMOPACK		LOOSE IN BOX
			H = 18.5 mm		$l_t = 4.0 + 1.0/- 0.5 \text{ mm}$
			C-tol = $\pm 2 \%$	SPQ	SPQ
last 5 digits of catalog number					
Pitch = $7.5 \pm 0.4 \text{ mm}$; $d_t = 0.50 \pm 0.05 \text{ mm}$					
0.001	4.0 × 9.0 × 10.0	0.50	11002	1250	1500
0.0011			11102		
0.0012			11202		
0.0013			11302		
0.0015			11502		
0.0016			11602		
0.0018			11802		
0.002			12002		
0.0022			12202		
0.0024			12402		
0.0027	12702				
0.003	5.0 × 10.5 × 10.0	0.90	13002	1000	1000
0.0033			13302		
0.0036			13602		
0.0039			13902		
0.0043	6.0 × 11.5 × 10.0	1.0	14302	750	750
0.0047			14702		
Pitch = $10.0 \pm 0.4 \text{ mm}$; $d_t = 0.60 \pm 0.06 \text{ mm}$					
0.0051	4.0 × 10.0 × 12.5	0.60	15102	750	1000
0.0056			15602		
0.0062			16202		
0.0068			16802		
0.0075			17502		
0.0082			18202		
0.01			11003		
0.011			11103		
0.012			11203		
0.013			11303		
0.015			11503		
0.016			11603		
0.018	5.0 × 11.0 × 12.5	0.85	11803	600	1000
0.02			12003		
0.022			12203		
0.024			12403		
0.027	6.0 × 12.0 × 12.5	1.10	12703	500	750
0.03			13003		
0.033			13303		
0.036			13603		
0.039			13903		
0.043			14303		
0.047			14703		

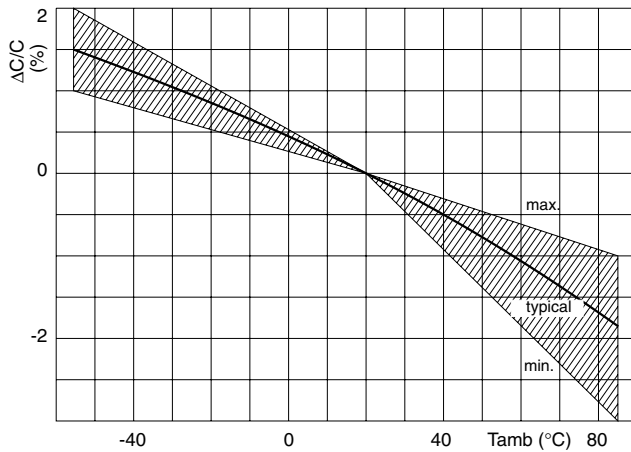


Metallized Polypropylene Filter Film Capacitors Vishay BCcomponents
MKP Radial Potted Type
for Surge Voltage Applications

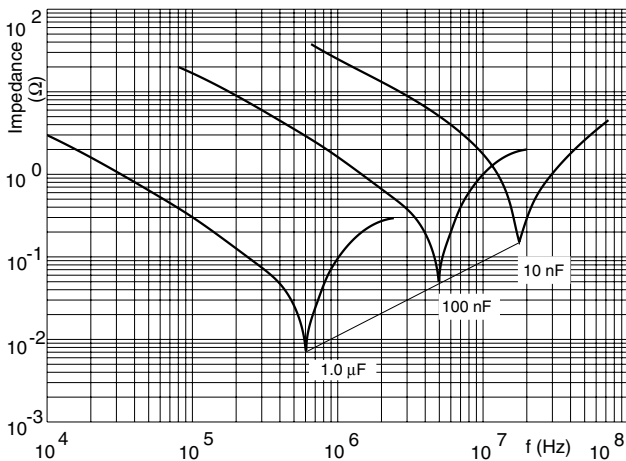
MAXIMUM RMS VOLTAGE (SINEWAVE) AS A FUNCTION OF FREQUENCY



CAPACITANCE



IMPEDANCE





Disclaimer

ALL PRODUCT, PRODUCT SPECIFICATIONS AND DATA ARE SUBJECT TO CHANGE WITHOUT NOTICE TO IMPROVE RELIABILITY, FUNCTION OR DESIGN OR OTHERWISE.

Vishay Intertechnology, Inc., its affiliates, agents, and employees, and all persons acting on its or their behalf (collectively, "Vishay"), disclaim any and all liability for any errors, inaccuracies or incompleteness contained in any datasheet or in any other disclosure relating to any product.

Vishay makes no warranty, representation or guarantee regarding the suitability of the products for any particular purpose or the continuing production of any product. To the maximum extent permitted by applicable law, Vishay disclaims (i) any and all liability arising out of the application or use of any product, (ii) any and all liability, including without limitation special, consequential or incidental damages, and (iii) any and all implied warranties, including warranties of fitness for particular purpose, non-infringement and merchantability.

Statements regarding the suitability of products for certain types of applications are based on Vishay's knowledge of typical requirements that are often placed on Vishay products in generic applications. Such statements are not binding statements about the suitability of products for a particular application. It is the customer's responsibility to validate that a particular product with the properties described in the product specification is suitable for use in a particular application. Parameters provided in datasheets and/or specifications may vary in different applications and performance may vary over time. All operating parameters, including typical parameters, must be validated for each customer application by the customer's technical experts. Product specifications do not expand or otherwise modify Vishay's terms and conditions of purchase, including but not limited to the warranty expressed therein.

Except as expressly indicated in writing, Vishay products are not designed for use in medical, life-saving, or life-sustaining applications or for any other application in which the failure of the Vishay product could result in personal injury or death. Customers using or selling Vishay products not expressly indicated for use in such applications do so at their own risk and agree to fully indemnify and hold Vishay and its distributors harmless from and against any and all claims, liabilities, expenses and damages arising or resulting in connection with such use or sale, including attorneys fees, even if such claim alleges that Vishay or its distributor was negligent regarding the design or manufacture of the part. Please contact authorized Vishay personnel to obtain written terms and conditions regarding products designed for such applications.

No license, express or implied, by estoppel or otherwise, to any intellectual property rights is granted by this document or by any conduct of Vishay. Product names and markings noted herein may be trademarks of their respective owners.

Material Category Policy

Vishay Intertechnology, Inc. hereby certifies that all its products that are identified as RoHS-Compliant fulfill the definitions and restrictions defined under Directive 2011/65/EU of The European Parliament and of the Council of June 8, 2011 on the restriction of the use of certain hazardous substances in electrical and electronic equipment (EEE) - recast, unless otherwise specified as non-compliant.

Please note that some Vishay documentation may still make reference to RoHS Directive 2002/95/EC. We confirm that all the products identified as being compliant to Directive 2002/95/EC conform to Directive 2011/65/EU.