


Wirewound Resistor, Industrial Power, Vitreous Coated, Tubular


FEATURES

- High temperature vitreous coating
- Complete welded construction
- Excellent for intermittent power and pulsing application
- Available in non-inductive style (special “NI”) with Ayrton-Perry winding
- Various lead and terminal options
- Excellent stability in operation (< 3 % change resistance)
- Material categorization: for definitions of compliance please see www.vishay.com/doc?99912

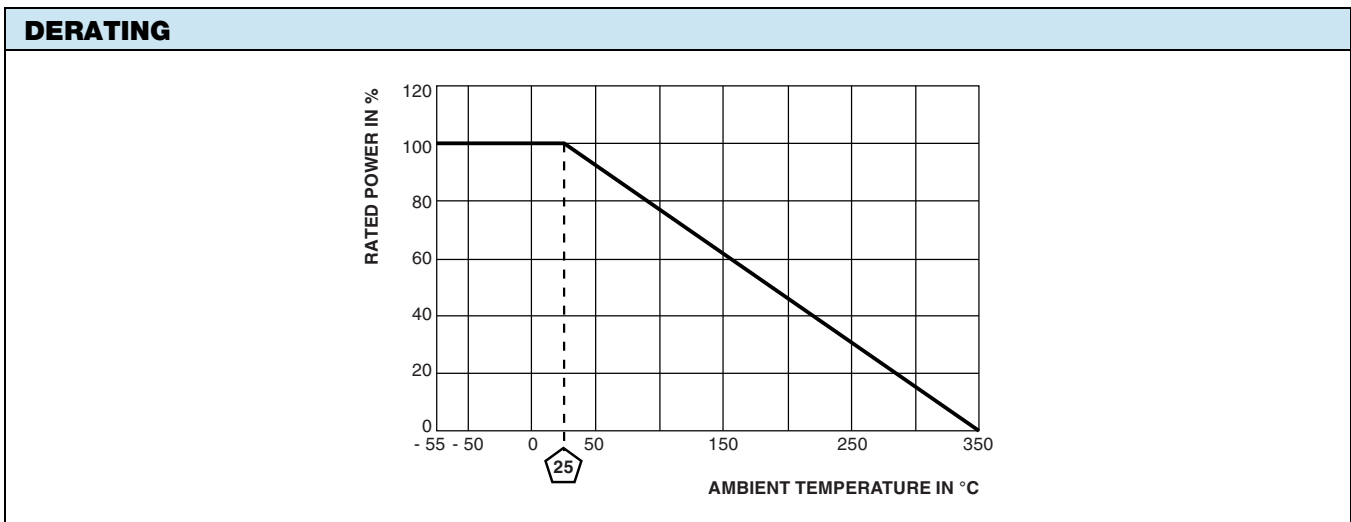


STANDARD ELECTRICAL SPECIFICATIONS					
GLOBAL MODEL	HISTORICAL MODEL	POWER RATING $P_{25\text{ }^{\circ}\text{C}}$ W	RESISTANCE RANGE Ω $\pm 5\%$	RESISTANCE RANGE Ω $\pm 10\%$	WEIGHT (typical) g
FVTL05	FVTL-5	5	1.0 to 20.5K	0.1 to 20.5K	4.60
FVTS05	FVTS-5	5	1.0 to 20.5K	0.1 to 20.5K	4.60
FVWL5A	-	5.25	1.0 to 15K	0.1 to 15K	2.12
FVTL5A	-	5.25	1.0 to 15K	0.1 to 15K	2.12
FVWL05	FVWL-5	8	1.0 to 20.5K	0.1 to 20.5K	4.60
FVWL08	-	8	1.0 to 20.5K	0.1 to 20.5K	4.60
FVTL08	-	8	1.0 to 20.5K	0.1 to 20.5K	4.60
FVWL1A	-	10	1.0 to 29K	0.10 to 29K	6.24
FVTL10	FVTL-10	12	1.0 to 58K	0.10 to 58K	6.69
FVTS10	FVTS-10	12	1.0 to 58K	0.10 to 58K	6.69
FVWL10	FVWL-10	12	1.0 to 58K	0.10 to 58K	6.69
FVWL12	-	12	1.0 to 58K	0.10 to 58K	6.69
FVTL12	-	12	1.0 to 58K	0.10 to 58K	6.69
FVWL15	-	15	1.0 to 60K	0.10 to 60K	8.82
FVTL15	-	15	1.0 to 60K	0.10 to 60K	8.82
FVWL2A	-	20	1.0 to 95K	0.10 to 95K	11.36
FVTL2A	-	20	1.0 to 95K	0.10 to 95K	11.36
FVTL20	FVTL-20	20	1.0 to 95K	0.10 to 95K	12.57
FVTS20	FVTS-20	20	1.0 to 95K	0.10 to 95K	12.57
FVWL20	FVWL-20	20	1.0 to 95K	0.10 to 95K	12.57

TECHNICAL SPECIFICATIONS		
PARAMETER	UNIT	FVT RESISTOR CHARACTERISTICS
Temperature Coefficient	ppm/°C	± 260 for 20 Ω and above, ± 400 for 1 Ω to 20 Ω , special TC's available please contact factory
Short Time Overload	-	10 x rated power for 5 s
Dielectric Withstanding Voltage	V_{AC}	1000, from terminal to mounting hardware
Maximum Working Voltage	V	$(P \times R)^{1/2}$
Operating Temperature Range	°C	-55 to +350



GLOBAL PART NUMBER INFORMATION																	
Global Part Numbering example: FVTL05R2E25R00JE (visit www.vishay.net SAP parts manual for all options)																	
F	V	T	L	0	5	R	2	E	2	5	R	0	0	J	E		
GLOBAL MODEL (6 digits) (see Standard Electrical Specifications Global Model column for options)	TERMINAL DESIGNATION (2 digits) A1 A2 R1 R2	TERMINAL FINISH (1 digit) E = lead (Pb)-free	VALUE (5 digits) R = decimal K = thousand 1R500 = 1.5 Ω 1K500 = 1.5 kΩ	TOLERANCE (1 digit) J = ± 5 % K = ± 10 %	PACKAGING CODE (1 digit) E = lead (Pb)-free cell and bulk pack	SPECIAL (up to 2 digits) (dash number) from 1 to 99 as applicable NI = non-inductive 92 = 203 or 209 style push-in bracket as applicable											
Historical Part Number example: FVTL-5-25-5 %																	
FVTL-5		25 Ω		5 %													
HISTORICAL MODEL		RESISTANCE VALUE		TOLERANCE		SPECIAL											



MATERIAL SPECIFICATIONS

Element: copper-nickel alloy or nickel-chrome alloy, depending on resistance value

Core: ceramic, steatite

Coating: special high temperature vitreous

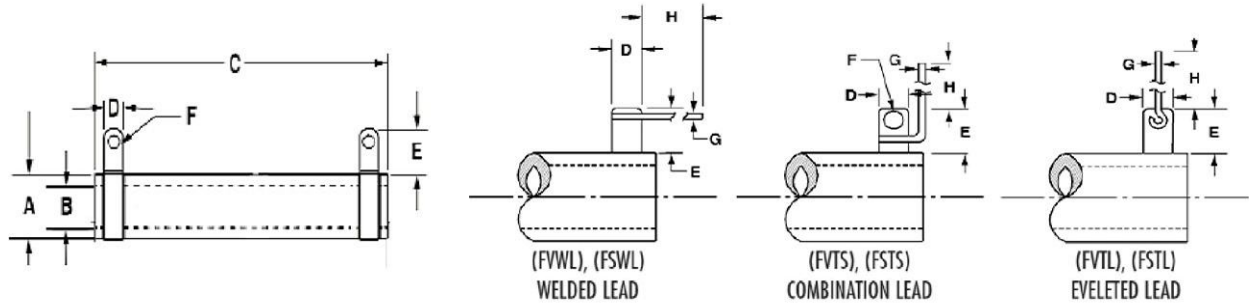
Standard Terminals: tinned alloy 42

Terminal Bands: alloy 42

Part Marking: HEI, model, wattage, value, tolerance, date code

NON-INDUCTIVE

Models of equivalent physical and electrical specifications are available with non-inductive (Ayrton-Perry) winding. They are identified by adding the letters “NI” to the end of the part number in the special section. For non-inductive models the maximum resistance values are lower.

DIMENSIONS in inches [millimeters]


MODEL	CORE DIMENSIONS (REF.)			TERMINAL			DESIGNATION	LEADS		BRACKET TYPE
	A	B	C	D ± 0.005 [± 0.12]	E ± 0.015 [± 0.38]	F ± 0.005 [± 0.12]		G ± 0.002 [± 0.05]	H ± 0.125 [± 3.18]	
FVTL05	0.313 [7.94]	0.188 [4.76]	1.000 [25.40]	0.188 [4.78]	0.406 [10.31]	0.132 [3.35]	R2	0.032 [0.813]	2.90 [73.66]	209
FVTS05	0.313 [7.94]	0.188 [4.76]	1.000 [25.40]	0.188 [4.78]	0.406 [10.31]	0.132 [3.35]	R2	0.032 [0.813]	1.50 [38.10]	209
FVWL5A	0.250 [6.35]	0.125 [3.18]	0.625 [15.88]	0.063 [1.59]	0.188 [4.76] typ.	n/a	A2	0.032 [0.813]	1.50 [38.10]	-
FVTL5A	0.250 [6.35]	0.125 [3.18]	0.625 [15.88]	0.063 [1.59]	0.188 [4.76] typ.	n/a	R2	0.032 [0.813]	1.50 [38.10]	-
FVWL05	0.313 [7.94]	0.188 [4.76]	1.000 [25.40]	0.125 [3.175]	0.188 [4.78]	-	A2	0.032 [0.813]	1.50 [38.10]	209
FVWL08	0.313 [7.94]	0.188 [4.76]	1.000 [25.40]	0.125 [3.175]	0.188 [4.78]	n/a	R1	0.040 [1.20]	1.50 [38.10]	-
FVTL08	0.313 [7.94]	0.188 [4.76]	1.000 [25.40]	0.125 [3.175]	0.188 [4.78]	n/a	A1	0.040 [1.20]	1.50 [38.10]	-
FVWL1A	0.438 [11.11]	0.313 [7.94]	1.000 [25.40]	0.125 [3.18]	0.188 [4.76] typ.	n/a	A1	0.040 [1.02]	1.50 [38.10]	-
FVTL10	0.313 [7.94]	0.188 [4.76]	1.750 [44.45]	0.188 [4.78]	0.406 [10.31]	0.132 [3.35]	R1	0.040 [1.02]	2.90 [73.66]	209
FVTS10	0.313 [7.94]	0.188 [4.76]	1.750 [44.45]	0.188 [4.78]	0.406 [10.31]	0.132 [3.35]	R1	0.040 [1.02]	1.50 [38.10]	209
FVWL10	0.313 [7.94]	0.188 [4.76]	1.750 [44.45]	0.125 [3.175]	0.188 [4.78]	-	A1	0.040 [1.02]	1.50 [38.10]	209
FVWL12	0.313 [7.94]	0.188 [4.76]	1.750 [44.45]	0.125 [3.175]	0.188 [4.76] typ.	n/a	A1	0.040 [1.02]	1.50 [38.10]	-
FVTL12	0.313 [7.94]	0.188 [4.76]	1.750 [44.45]	0.125 [3.175]	0.188 [4.76] typ.	n/a	R1	0.040 [1.02]	1.50 [38.10]	-
FVWL15	0.438 [11.11]	0.313 [7.94]	1.500 [38.10]	0.125 [3.18]	0.188 [4.76] typ.	n/a	A1	0.040 [1.02]	1.50 [38.10]	-
FVTL15	0.438 [11.11]	0.313 [7.94]	1.500 [38.10]	0.125 [3.18]	0.188 [4.76] typ.	n/a	R1	0.040 [1.02]	1.50 [38.10]	-
FVWL2A	0.438 [11.11]	0.260 [6.604]	2.000 [50.8]	0.125 [3.18]	0.188 [4.76] typ.	-	A1	0.040 [1.02]	1.50 [38.10]	-
FVTL2A	0.438 [11.11]	0.313 [7.94]	2.000 [50.80]	0.125 [3.18]	0.188 [4.76] typ.	0.133 [3.37]	R1	0.040 [1.02]	1.65 [41.91]	-
FVTL20	0.438 [11.11]	0.260 [6.604]	2.000 [50.8]	0.188 [4.78]	0.406 [10.32]	0.133 [3.37]	R1	0.040 [1.02]	1.65 [41.91]	203
FVTS20	0.438 [11.11]	0.260 [6.604]	2.000 [50.8]	0.188 [4.78]	0.406 [10.32]	0.133 [3.37]	R1	0.040 [1.02]	1.50 [38.10]	203
FVWL20	0.438 [11.11]	0.260 [6.604]	2.000 [50.8]	0.125 [3.175]	0.188 [4.78]	-	A1	0.040 [1.02]	1.50 [38.10]	203



Disclaimer

ALL PRODUCT, PRODUCT SPECIFICATIONS AND DATA ARE SUBJECT TO CHANGE WITHOUT NOTICE TO IMPROVE RELIABILITY, FUNCTION OR DESIGN OR OTHERWISE.

Vishay Intertechnology, Inc., its affiliates, agents, and employees, and all persons acting on its or their behalf (collectively, "Vishay"), disclaim any and all liability for any errors, inaccuracies or incompleteness contained in any datasheet or in any other disclosure relating to any product.

Vishay makes no warranty, representation or guarantee regarding the suitability of the products for any particular purpose or the continuing production of any product. To the maximum extent permitted by applicable law, Vishay disclaims (i) any and all liability arising out of the application or use of any product, (ii) any and all liability, including without limitation special, consequential or incidental damages, and (iii) any and all implied warranties, including warranties of fitness for particular purpose, non-infringement and merchantability.

Statements regarding the suitability of products for certain types of applications are based on Vishay's knowledge of typical requirements that are often placed on Vishay products in generic applications. Such statements are not binding statements about the suitability of products for a particular application. It is the customer's responsibility to validate that a particular product with the properties described in the product specification is suitable for use in a particular application. Parameters provided in datasheets and / or specifications may vary in different applications and performance may vary over time. All operating parameters, including typical parameters, must be validated for each customer application by the customer's technical experts. Product specifications do not expand or otherwise modify Vishay's terms and conditions of purchase, including but not limited to the warranty expressed therein.

Hyperlinks included in this datasheet may direct users to third-party websites. These links are provided as a convenience and for informational purposes only. Inclusion of these hyperlinks does not constitute an endorsement or an approval by Vishay of any of the products, services or opinions of the corporation, organization or individual associated with the third-party website. Vishay disclaims any and all liability and bears no responsibility for the accuracy, legality or content of the third-party website or for that of subsequent links.

Vishay products are not designed for use in life-saving or life-sustaining applications or any application in which the failure of the Vishay product could result in personal injury or death unless specifically qualified in writing by Vishay. Customers using or selling Vishay products not expressly indicated for use in such applications do so at their own risk. Please contact authorized Vishay personnel to obtain written terms and conditions regarding products designed for such applications.

No license, express or implied, by estoppel or otherwise, to any intellectual property rights is granted by this document or by any conduct of Vishay. Product names and markings noted herein may be trademarks of their respective owners.