


# Through-Hole Transformers Audio, Telephone Coupling



## FEATURES

- Designed to meet FCC Part 68.
- Underwriters Laboratories recognized component (UL Standard 1459, File E147915)
- Canadian Standards Association certified component (CSA Standard C22.2, File LR77313)
- Provide line isolation, impedance matching and line balance
- Designed and built to meet telephone company requirements for data and voice access on leased private telephone lines or through dial-up switched telephone networks
- Compliant to RoHS Directive 2002/95/EC


**RoHS**  
COMPLIANT

STANDARD ELECTRICAL SPECIFICATIONS											
MODEL	IMPEDANCE ( $\Omega$ )		COUPLING APPLICATION	UNBALANCED DC CURRENT (mA)	RETURN LOSS MIN. (dB)	INSERTION LOSSES AT 1 kHz (dB)	FREQUENCY RESPONSE REF. AT 1 kHz (dB)	IMPEDANCE MATCHING	DISTORTION	STYLE	SCHEMATIC NUMBER
	PRI	SEC									
TA-10-08	600	600	DATA/VOICE	0	26	1.0	$\pm 0.5$	$\pm 10\%$	0.5 %	C	5
TA-10-07	600	600	DATA/VOICE	0	26	1.0	$\pm 0.5$	$\pm 10\%$	0.5 %	J	5
TA-30-06	600	600	DATA/VOICE	0 to 5	14	1.5	$\pm 1.5$	$\pm 25\%$	5.0 %	J	5
TA-10-05	600	600	DATA/VOICE	0	26	0.6	$\pm 0.5$	$\pm 10\%$	0.5 %	B	5
TA-30-02	600	600	DATA/VOICE	0 to 5	15	1.4	$\pm 1.5$	$\pm 25\%$	5.0 %	B	5
TA-30-03	600	600	DATA	0 to 90	8	2.4	$\pm 1.0$	$\pm 25\%$	5.0 %	G	5
TA-32-02	600	600	DATA/VOICE	0 to 80	11	1.2	$\pm 1.5$	$\pm 25\%$	5.0 %	M	13
TA-40-01 <sup>(1)</sup>	600	600	DATA/VOICE	0 to 90	14	1.7	$\pm 2.0$	$\pm 20\%$	0.5 %	N	13
TA-33-02	600	600	DATA/VOICE	0 to 100	8	1.6	$\pm 1.5$	$\pm 25\%$	5.0 %	E	15
TA-30-04	600	600 CT	DATA	0 to 90	8	2.4	$\pm 1.0$	$\pm 25\%$	5.0 %	H	9
TA-10-04	600 CT	600 CT	DATA/VOICE	0	26	0.6	$\pm 0.5$	$\pm 10\%$	0.5 %	A	4
TA-30-01	600 CT	600 CT	DATA/VOICE	0 to 5	15	1.4	$\pm 1.5$	$\pm 25\%$	5.0 %	A	4
TA-31-01	600 SPLIT	600	DATA/VOICE	0 to 50	8	1.4	$\pm 1.5$	$\pm 25\%$	5.0 %	K	11
TA-32-03	600 SPLIT	600	DATA/VOICE	0 to 80	11	1.2	$\pm 1.5$	$\pm 25\%$	5.0 %	L	14
TA-13-01	600	600 SPLIT	DATA/VOICE	0 to 75	13	1.2	$\pm 0.5$	$\pm 10\%$	0.5 %	E	7
TA-33-01	600	600 SPLIT	DATA/VOICE	0 to 100	8	1.6	$\pm 1.5$	$\pm 25\%$	5.0 %	E	7
TA-10-01	600	600/600	DATA/VOICE HYBRID	0	26	0.8	$\pm 0.5$	$\pm 10\%$	0.5 %	A	1
TA-30-05	600	600/600	DATA/VOICE HYBRID	0 to 5	14	1.4	$\pm 1.5$	$\pm 25\%$	5.0 %	A	10
TA-11-01	600	600/600	DATA/VOICE HYBRID	0	26	0.8	$\pm 0.5$	$\pm 10\%$	0.5 %	D	1
TA-30-07	600	900	DATA/VOICE	0 to 5	14	1.5	$\pm 1.5$	$\pm 25\%$	5.0 %	J	2
TA-10-02	600	900	DATA/VOICE	0	26	0.7	$\pm 0.5$	$\pm 10\%$	0.5 %	B	2
TA-32-01	600/900	600	DATA/VOICE	0 to 100/0 to 120	8	1.4	$\pm 1.5$	$\pm 25\%$	5.0 %	L	12
TA-14-01	600	600/900	DATA/VOICE	0 to 100/0 to 120	14	0.5	$\pm 0.5$	$\pm 10\%$	0.5 %	F	8
TA-10-06	900	900	DATA/VOICE	0	26	0.7	$\pm 0.5$	$\pm 10\%$	0.5 %	A	6
TA-10-03	4K	600	DATA/VOICE	0	22	0.7	$\pm 0.5$	$\pm 10\%$	0.5 %	B	3
TA-23-01	600	600 SPLIT	DATA/VOICE	0 to 75	13	1.2	$\pm 0.5$	$\pm 10\%$	0.5 %	E	16

### Note

<sup>(1)</sup> Reference for TA-40-01 is 1.8 kHz. Model TA-3 is the low-cost alternative to Model TA-1. For HOLDING COIL information, refer to MODEL TE, TD.

## ELECTRICAL SPECIFICATIONS

**Power Level:** - 45 dBm to + 7 dBm except TA-40-01 (- 45 dBm to + 10 dBm)

**Longitudinal Balance:** Per FCC 68.310  
60 dB minimum = 200 Hz to 1000 Hz  
45 dB minimum = 1000 Hz to 4000 Hz

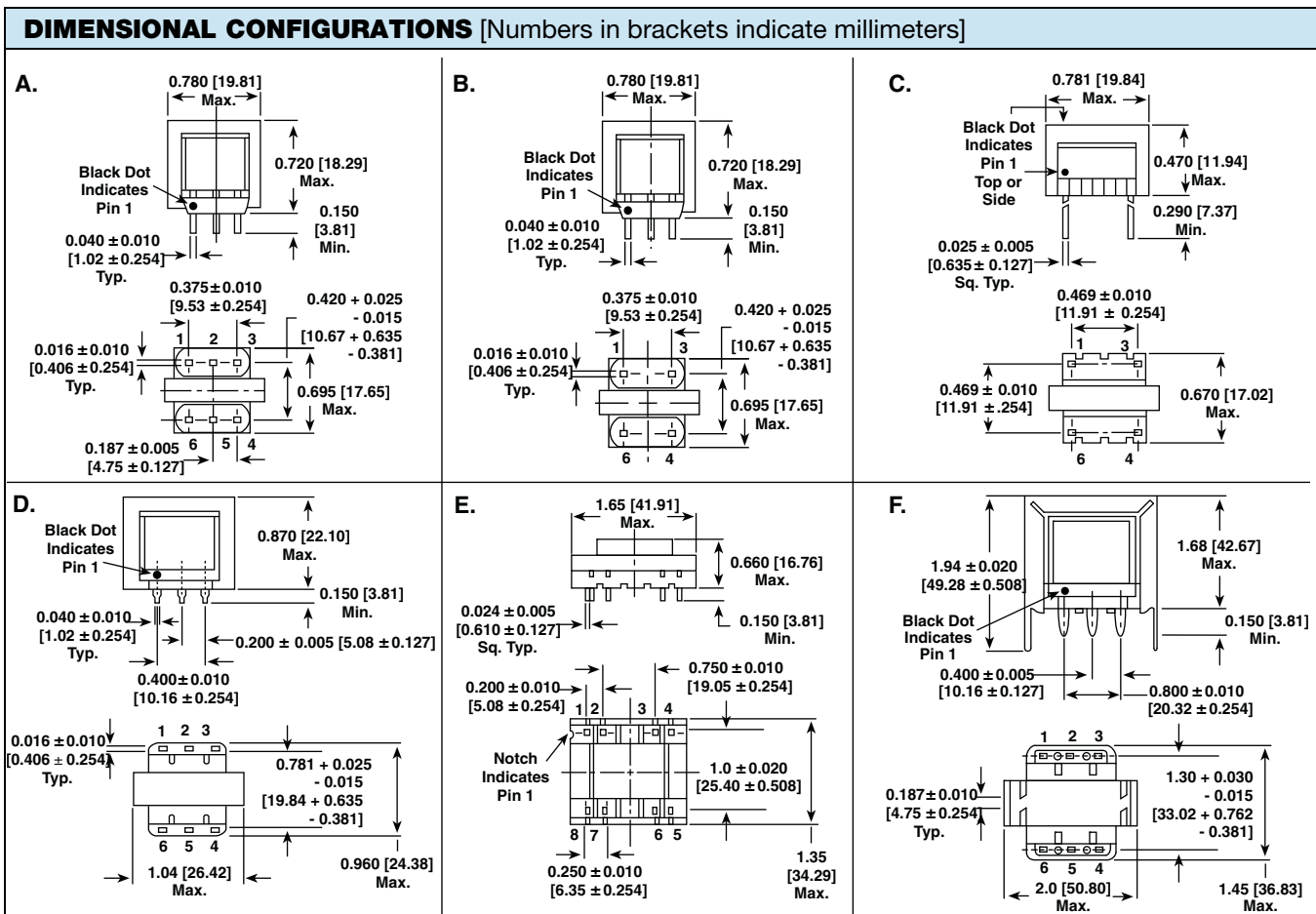
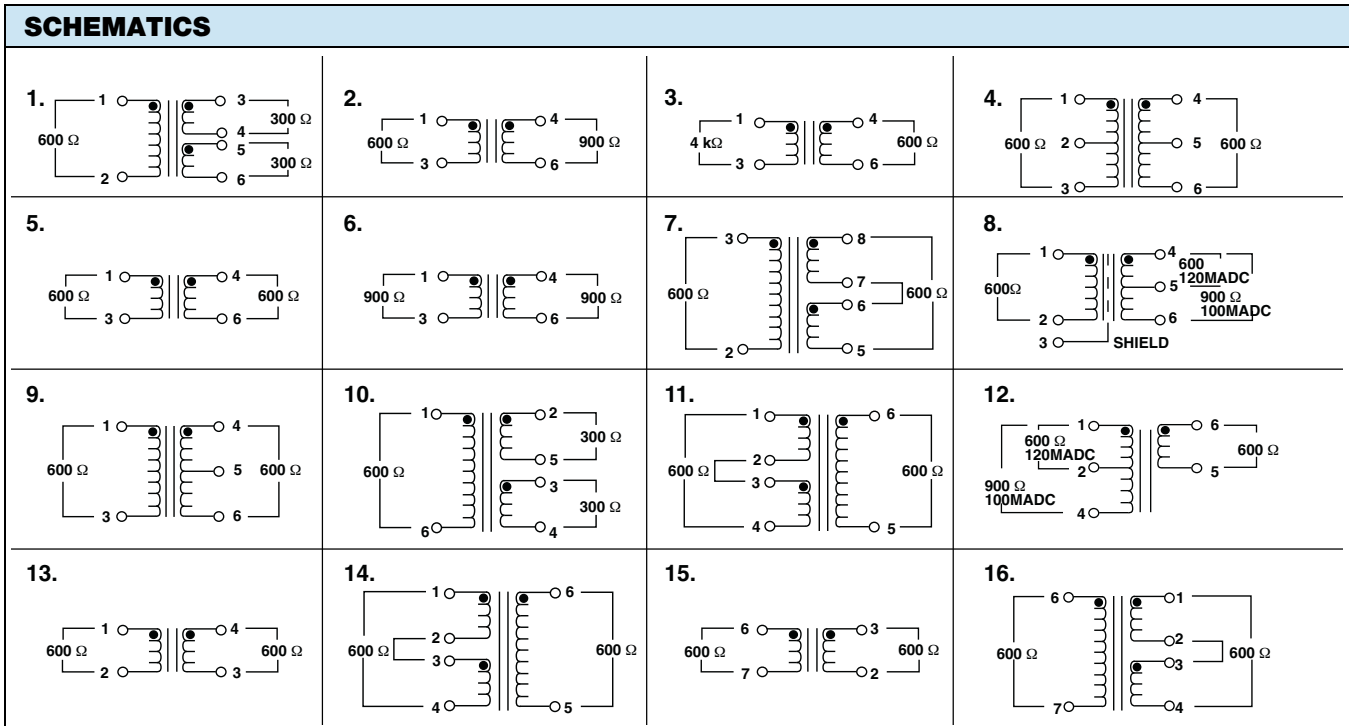
Dielectric Strength: 1500 V<sub>RMS</sub>

Frequency Range: Data/voice = 300 Hz to 3500 Hz  
Data = 800 Hz to 3500 Hz

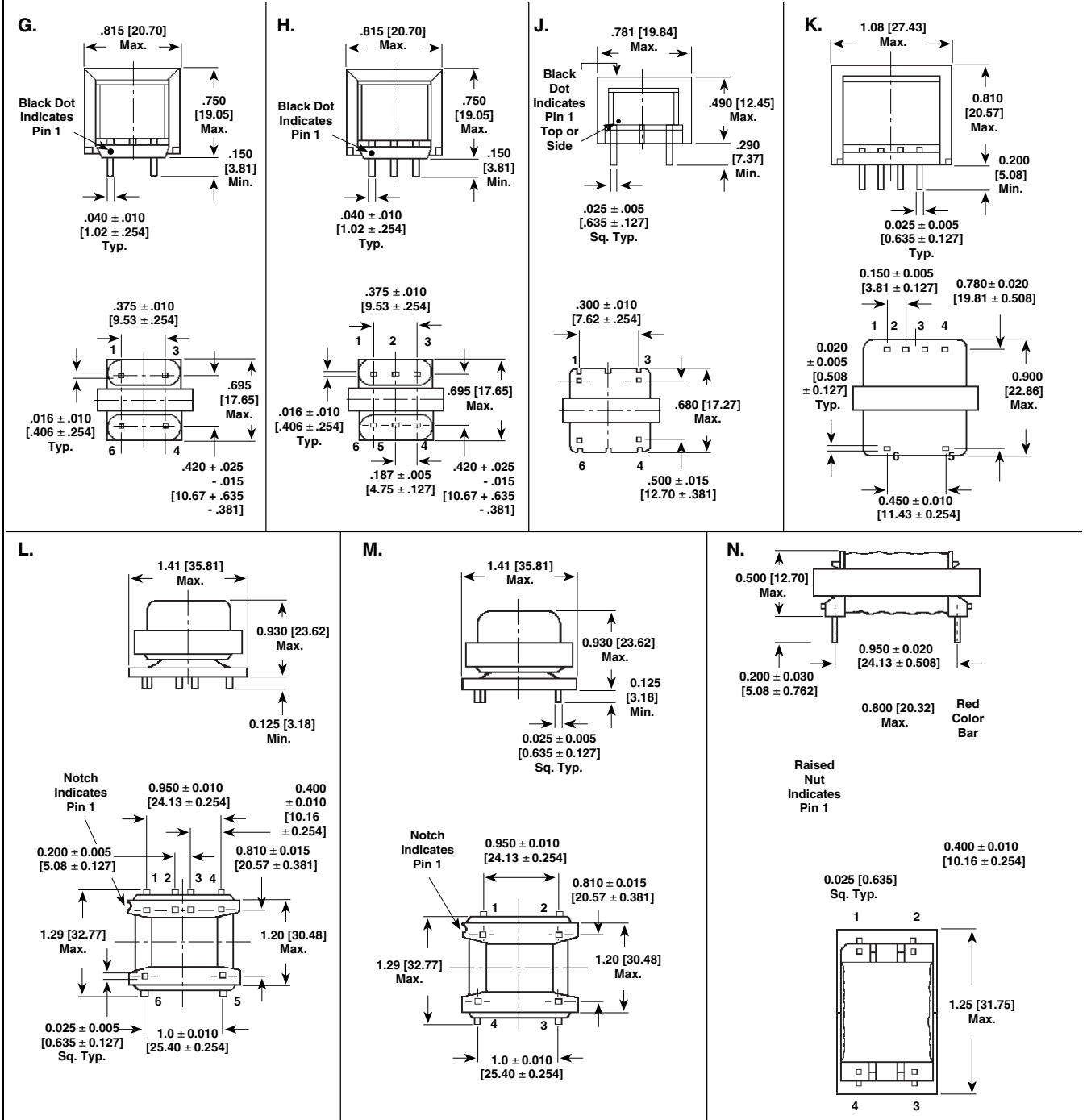
## MECHANICAL SPECIFICATIONS

**Coating:** Impregnated with polyester varnish

**Terminals:** Precision spaced PC type plug-in terminals



**DIMENSIONAL CONFIGURATIONS** [Numbers in brackets indicate millimeters]



**PART MARKING**

- Vishay Dale
- Date code
- Model



ORDERING INFORMATION				
TA	10	01	EB	e2
MODEL	STYLE	DASH NUMBER	PACKAGE CODE	JEDEC LEAD (Pb)-FREE STANDARD

GLOBAL PART NUMBER							
T	A	1	0	E	B	0	1
MODEL		STYLE		PACKAGE CODE		DASH NUMBER	



## Disclaimer

ALL PRODUCT, PRODUCT SPECIFICATIONS AND DATA ARE SUBJECT TO CHANGE WITHOUT NOTICE TO IMPROVE RELIABILITY, FUNCTION OR DESIGN OR OTHERWISE.

Vishay Intertechnology, Inc., its affiliates, agents, and employees, and all persons acting on its or their behalf (collectively, "Vishay"), disclaim any and all liability for any errors, inaccuracies or incompleteness contained in any datasheet or in any other disclosure relating to any product.

Vishay makes no warranty, representation or guarantee regarding the suitability of the products for any particular purpose or the continuing production of any product. To the maximum extent permitted by applicable law, Vishay disclaims (i) any and all liability arising out of the application or use of any product, (ii) any and all liability, including without limitation special, consequential or incidental damages, and (iii) any and all implied warranties, including warranties of fitness for particular purpose, non-infringement and merchantability.

Statements regarding the suitability of products for certain types of applications are based on Vishay's knowledge of typical requirements that are often placed on Vishay products in generic applications. Such statements are not binding statements about the suitability of products for a particular application. It is the customer's responsibility to validate that a particular product with the properties described in the product specification is suitable for use in a particular application. Parameters provided in datasheets and/or specifications may vary in different applications and performance may vary over time. All operating parameters, including typical parameters, must be validated for each customer application by the customer's technical experts. Product specifications do not expand or otherwise modify Vishay's terms and conditions of purchase, including but not limited to the warranty expressed therein.

Except as expressly indicated in writing, Vishay products are not designed for use in medical, life-saving, or life-sustaining applications or for any other application in which the failure of the Vishay product could result in personal injury or death. Customers using or selling Vishay products not expressly indicated for use in such applications do so at their own risk and agree to fully indemnify and hold Vishay and its distributors harmless from and against any and all claims, liabilities, expenses and damages arising or resulting in connection with such use or sale, including attorneys fees, even if such claim alleges that Vishay or its distributor was negligent regarding the design or manufacture of the part. Please contact authorized Vishay personnel to obtain written terms and conditions regarding products designed for such applications.

No license, express or implied, by estoppel or otherwise, to any intellectual property rights is granted by this document or by any conduct of Vishay. Product names and markings noted herein may be trademarks of their respective owners.