


# Wet Tantalum Capacitors Silver Case TANTALEX™ Capacitors Hermetically-Sealed



## LINKS TO ADDITIONAL RESOURCES



## PERFORMANCE CHARACTERISTICS

**Operating Temperature:** -55 °C to +85 °C  
(to +125 °C with voltage derating)

**Capacitance Tolerance:** at 120 Hz, +25 °C. ± 20 % standard. ± 10 %, ± 5 % available as special.

**DC Leakage Current (DCL Max.):** at +25 °C, +85 °C and +125 °C: leakage current shall not exceed the values listed in the Standard Ratings tables.

**Life Test:** capacitors are capable of withstanding a 2000 h life test at a temperature of +85 °C or +125 °C at the applicable rated DC working voltage.

## FEATURES

- Terminations: axial, standard tin / lead (SnPb), 100 % tin (RoHS-compliant) available
- Model 138D is the commercial equivalents of Tansitor styles WT, UWT, Mallory-NACC styles TLX, TXX and military styles CL66, CL67, CLR65, and CLR69, designed to meet the performance requirements of military specification MIL-PRF-39006/9/21. Capacitors in accordance with military specifications should be ordered by their military part numbers
- Material categorization: for definitions of compliance please see [www.vishay.com/doc?99912](http://www.vishay.com/doc?99912)



**RoHS\***  
Available

**HALOGEN  
FREE  
GREEN  
(5-2008)**  
Available

### Note

\* This datasheet provides information about parts that are RoHS-compliant and / or parts that are non RoHS-compliant. For example, parts with lead (Pb) terminations are not RoHS-compliant. Please see the information / tables in this datasheet for details

Following the life test:

1. DCL shall not exceed 125 % of the original requirement.
2. The ESR shall not exceed 200 % of the initial requirement.
3. Change in capacitance value shall not exceed the percentages below.
  - a) 6 V<sub>DC</sub> units: +10 % to -25 % of initial measurement.
  - b) 8 V<sub>DC</sub> and 10 V<sub>DC</sub> units: +10 % to -20 % of initial measurement.
  - c) 15 V<sub>DC</sub> units: +10 % to -15 % of initial measurement.
  - d) 20 V<sub>DC</sub> and above: ± 10 % of initial measurement.

| ORDERING INFORMATION |   |   |   |                                  |  |   |
|----------------------|---|---|---|----------------------------------|--|---|
| 138D                 | 306   | X0  | 006   | C                                | 2  | E3  |
| MODEL                | CAPACITANCE   | CAPACITANCE TOLERANCE                                     | DC VOLTAGE RATING AT +85 °C   | CASE CODE                        | STYLE NUMBER   | RoHS-COMPLIANT  |
|                      | This is expressed in picofarads. The first two digits are the significant figures. The third is the number of zeros to follow | X0 = ± 20 %<br>X9 = ± 10 %<br>X5 = ± 5 %<br>special order | This is expressed in volts. To complete the three-digit block, zeros precede the voltage rating. A decimal point is indicated by an "R" (6R3 = 6.3 V) | See Ratings and Case Codes table | 0 = no outer sleeve<br>2 = outer plastic film insulation<br>6 = high temperature film insulation | E3 = 100 % tin termination (RoHS-compliant)<br>Blank = SnPb termination (standard design) |

### Note

- Packaging: the use of formed plastic trays for packaging these axial lead components is standard. Tape and reel is not available due to the unit weight

| DIMENSIONS in inches [millimeters] |                                |  |                                      |                  |                                 |                       |
|------------------------------------|--------------------------------|--|--------------------------------------|------------------|---------------------------------|-----------------------|
|                                    |                                |  |                                      |                  |                                 |                       |
| CASE CODE                          | BARE TUBE                      |  | WITH OUTER PLASTIC - FILM INSULATION |                  | LEAD LENGTH                     | MAX. WEIGHT (oz. / g) |
|                                    | D                              | L  | D (MAX.)                             | L <sup>(1)</sup> |                                 |                       |
| C                                  | 0.188 ± 0.016<br>[4.78 ± 0.41] | 0.453 + 0.031 / - 0.016<br>[11.51 + 0.79 / - 0.41] | 0.219<br>[5.56]                      | 0.595<br>[15.11] | 1.500 ± 0.250<br>[38.10 ± 6.35] | 0.07<br>[2.0]         |
| F                                  | 0.281 ± 0.016<br>[7.14 ± 0.41] | 0.641 + 0.031 / - 0.016<br>[16.28 + 0.79 / - 0.41] | 0.312<br>[7.92]                      | 0.785<br>[19.94] | 2.250 ± 0.250<br>[57.15 ± 6.35] | 0.18<br>[5.1]         |
| T                                  | 0.375 ± 0.016<br>[9.53 ± 0.41] | 0.766 + 0.031 / - 0.016<br>[19.46 + 0.79 / - 0.41] | 0.406<br>[10.31]                     | 0.92<br>[23.37]  | 2.250 ± 0.250<br>[57.15 ± 6.35] | 0.36<br>[10.2]        |
| K                                  | 0.375 ± 0.016<br>[9.53 ± 0.41] | 1.062 + 0.031 / - 0.023<br>[26.97 + 0.79 / - 0.58] | 0.406<br>[10.31]                     | 1.225<br>[31.11] | 2.250 ± 0.250<br>[57.15 ± 6.35] | 0.49<br>[13.9]        |

**Note**
<sup>(1)</sup> Typical length, for reference only

| RATINGS AND CASE CODES (Standard) |     |     |      |      |      |      |      |      |      |      |      |       |       |       |
|-----------------------------------|-----|-----|------|------|------|------|------|------|------|------|------|-------|-------|-------|
| µF                                | 6 V | 8 V | 10 V | 15 V | 20 V | 25 V | 30 V | 35 V | 50 V | 60 V | 75 V | 100 V | 125 V | 150 V |
| 1.7                               |     |     |      |      |      |      |      |      |      |      |      |       | C     | C     |
| 2.5                               |     |     |      |      |      |      |      |      |      |      |      | C     |       |       |
| 3.0                               |     |     |      |      |      |      |      |      |      |      |      |       |       | C     |
| 3.5                               |     |     |      |      |      |      |      |      |      |      | C    |       |       |       |
| 3.6                               |     |     |      |      |      |      |      |      |      |      |      |       | C     |       |
| 4.0                               |     |     |      |      |      |      |      |      |      | C    |      |       |       |       |
| 4.7                               |     |     |      |      |      |      |      |      |      |      |      | C     |       |       |
| 5.0                               |     |     |      |      |      |      |      |      | C    |      |      |       |       |       |
| 6.8                               |     |     |      |      |      |      |      |      |      |      | C    |       |       | F     |
| 8.0                               |     |     |      |      |      |      | C    |      |      |      |      |       |       |       |
| 8.2                               |     |     |      |      |      |      |      |      |      | C    |      |       |       |       |
| 9.0                               |     |     |      |      |      |      |      |      |      |      |      |       | F     |       |
| 10                                |     |     |      |      |      | C    |      |      | C    |      |      |       |       |       |
| 11                                |     |     |      |      |      |      |      |      |      |      |      | F     |       | F     |
| 14                                |     |     |      |      |      |      |      |      |      |      |      |       | F     |       |
| 15                                |     |     |      | C    |      |      | C    |      |      |      | F    |       |       |       |
| 18                                |     |     |      |      |      |      |      |      |      |      |      |       | T     |       |
| 20                                |     |     | C    |      |      |      |      |      |      | F    |      |       |       |       |
| 22                                |     |     |      |      |      | C    |      |      |      |      |      | F     |       | F     |
| 25                                |     | C   |      |      |      |      |      |      | F    |      |      |       | T     |       |
| 27                                |     |     |      |      | C    | C    |      | C    |      |      |      |       |       |       |
| 30                                | C   |     |      |      |      |      |      |      |      |      |      | T     |       |       |
| 33                                |     |     |      | C    |      |      |      |      |      |      | F    |       |       |       |
| 39                                |     |     |      |      |      |      |      |      |      | F    |      |       |       | T     |
| 40                                |     |     |      |      |      |      | F    |      |      |      | T    |       |       |       |
| 43                                |     |     |      |      |      |      |      |      |      |      |      | T     |       |       |
| 47                                |     |     | C    |      |      |      |      |      | F    |      |      |       |       |       |
| 50                                |     |     |      |      |      | F    |      |      |      | T    |      |       |       |       |
| 56                                |     | C   |      |      |      |      |      |      |      |      | T    |       | K     |       |
| 60                                |     |     |      |      |      |      |      |      | T    |      |      |       |       |       |



| RATINGS AND CASE CODES (Standard) |     |     |      |      |      |      |      |      |      |      |      |       |       |       |
|-----------------------------------|-----|-----|------|------|------|------|------|------|------|------|------|-------|-------|-------|
| μF                                | 6 V | 8 V | 10 V | 15 V | 20 V | 25 V | 30 V | 35 V | 50 V | 60 V | 75 V | 100 V | 125 V | 150 V |
| 68                                | C   |     |      |      |      |      |      | F    |      | T    |      |       |       |       |
| 70                                |     |     |      | F    |      |      |      |      |      |      |      |       |       |       |
| 82                                |     |     |      |      |      |      |      |      | T    |      |      |       |       |       |
| 86                                |     |     |      |      |      |      |      |      |      |      |      | K     |       |       |
| 100                               |     |     | F    |      |      | F    | T    |      |      |      |      |       |       |       |
| 110                               |     |     |      |      |      |      |      |      |      |      | K    |       |       |       |
| 120                               |     |     |      | F    |      |      |      | T    |      |      |      |       |       |       |
| 140                               | F   |     |      |      |      |      |      |      |      | K    |      |       |       |       |
| 150                               |     |     |      |      |      |      | T    |      |      |      |      |       |       |       |
| 160                               |     |     |      |      |      |      |      |      | K    |      |      |       |       |       |
| 170                               |     |     |      | T    |      |      |      |      |      |      |      |       |       |       |
| 180                               |     |     | F    |      |      | T    |      |      |      |      |      |       |       |       |
| 220                               |     | F   |      |      | T    |      |      |      |      |      |      |       |       |       |
| 250                               |     |     | T    |      |      |      |      |      |      |      |      |       |       |       |
| 270                               | F   |     |      | T    |      |      |      | K    |      |      |      |       |       |       |
| 300                               |     |     |      |      |      |      | K    |      |      |      |      |       |       |       |
| 330                               | T   |     |      |      |      |      |      |      |      |      |      |       |       |       |
| 350                               |     |     |      |      |      | K    |      |      |      |      |      |       |       |       |
| 390                               |     |     | T    |      |      |      |      |      |      |      |      |       |       |       |
| 430                               |     | T   |      |      |      |      |      |      |      |      |      |       |       |       |
| 540                               |     |     |      | K    |      |      |      |      |      |      |      |       |       |       |
| 560                               | T   |     |      |      |      |      |      |      |      |      |      |       |       |       |
| 750                               |     |     | K    |      |      |      |      |      |      |      |      |       |       |       |
| 850                               |     | K   |      |      |      |      |      |      |      |      |      |       |       |       |
| 1200                              | K   |     |      |      |      |      |      |      |      |      |      |       |       |       |

| RATINGS AND CASE CODES (Extended) |     |     |      |      |      |      |      |      |      |      |      |       |       |
|-----------------------------------|-----|-----|------|------|------|------|------|------|------|------|------|-------|-------|
| μF                                | 6 V | 8 V | 10 V | 15 V | 20 V | 25 V | 30 V | 35 V | 50 V | 60 V | 75 V | 100 V | 125 V |
| 3.9                               |     |     |      |      |      |      |      |      |      |      |      | C     |       |
| 6.8                               |     |     |      |      |      |      |      |      |      |      |      |       | C     |
| 8.2                               |     |     |      |      |      |      |      |      |      |      |      | C     |       |
| 10                                |     |     |      |      |      |      |      |      |      |      |      | C     |       |
| 15                                |     |     |      |      |      |      |      |      |      |      | C    |       |       |
| 18                                |     |     |      |      |      |      |      |      |      | C    |      |       |       |
| 22                                |     |     |      |      |      |      |      |      | C    |      | C    |       |       |
| 27                                |     |     |      |      |      |      |      |      |      | C    |      |       | F     |
| 33                                |     |     |      |      |      |      |      | C    | C    |      |      | F     | T     |
| 39                                |     |     |      |      |      |      | C    |      |      |      |      | F     | T     |
| 47                                |     |     |      |      |      | C    |      | C    |      |      |      |       | T     |
| 56                                |     |     |      |      | C    |      | C    |      |      |      | F    |       |       |
| 68                                |     |     |      | C    |      | C    |      |      |      | F    |      | T     |       |
| 82                                |     |     |      |      | C    |      |      |      | F    |      | F    |       | K     |
| 100                               |     |     | C    | C    |      |      |      | T    |      | F    |      |       |       |
| 110                               |     |     |      |      |      |      |      |      |      |      | T    |       |       |
| 120                               |     |     |      |      |      |      |      | F    | F    |      |      | K     |       |
| 140                               |     |     |      |      |      |      |      |      |      | T    |      |       |       |
| 150                               |     |     | C    |      |      |      | F    |      |      |      |      |       |       |
| 160                               |     |     |      |      |      |      |      |      | T    |      |      |       |       |



| RATINGS AND CASE CODES (Extended) |     |     |      |      |      |      |      |      |      |      |      |       |       |
|-----------------------------------|-----|-----|------|------|------|------|------|------|------|------|------|-------|-------|
| μF                                | 6 V | 8 V | 10 V | 15 V | 20 V | 25 V | 30 V | 35 V | 50 V | 60 V | 75 V | 100 V | 125 V |
| 180                               |     | C   |      |      |      | F    |      |      |      |      | T    |       |       |
| 220                               |     |     |      |      | F    |      | F    | T    |      | T    | K    |       |       |
| 270                               |     |     |      | F    |      | F    |      |      | T    | K    |      |       |       |
| 300                               |     |     |      |      |      |      | T    |      |      |      |      |       |       |
| 330                               |     |     |      |      | F    |      | T    |      | K    |      |      |       |       |
| 350                               |     |     |      |      |      | T    |      |      |      |      |      |       |       |
| 390                               |     |     | F    | F    |      |      |      | T    |      |      |      |       |       |
| 470                               |     | F   |      |      |      |      | T    | K    |      |      |      |       |       |
| 540                               |     |     |      | T    |      |      |      |      |      |      |      |       |       |
| 560                               | F   |     | F    |      |      |      | K    |      |      |      |      |       |       |
| 680                               |     | F   |      |      |      | K    |      |      |      |      |      |       |       |
| 820                               | F   |     |      | T    |      |      |      |      |      |      |      |       |       |
| 1000                              |     |     |      | K    |      |      |      |      |      |      |      |       |       |
| 1200                              |     |     | T    |      |      |      |      |      |      |      |      |       |       |
| 1500                              | T   |     | K    |      |      |      |      |      |      |      |      |       |       |
| 1800                              |     | K   |      |      |      |      |      |      |      |      |      |       |       |
| 2200                              | K   |     |      |      |      |      |      |      |      |      |      |       |       |

| STANDARD RATINGS  |           |                 |                      |                      |                  |                |                                |        |         |                                     |  |
|---|-----------|-----------------|----------------------|----------------------|------------------|----------------|--------------------------------|--------|---------|-------------------------------------|--|
| CAPACITANCE (μF)  | CASE CODE | PART NUMBER (1) | MAX. ESR             | MAX. IMP.            | MAX. DCL (μA) AT |                | MAX. CAPACITANCE CHANGE (%) AT |        |         | MAX. RMS RIPPLE CURRENT 120 Hz (mA) |  |
|   |           |                 | AT +25 °C 120 Hz (Ω) | AT -55 °C 120 Hz (Ω) | +25 °C           | +85 °C +125 °C | -55 °C                         | +85 °C | +125 °C |                                     |  |
| <b>6 V<sub>DC</sub> AT +85 °C; 4 V<sub>DC</sub> AT +125 °C</b>  |           |                 |                      |                      |                  |                |                                |        |         |                                     |  |
| 30  | C         | 138D306X0006C2  | 4                    | 100                  | 1                | 2              | -40                            | +10.5  | +12     | 140                                 |  |
| 68  | C         | 138D686X0006C2  | 4                    | 60                   | 1                | 2              | -40                            | +14    | +16     | 160                                 |  |
| 140   | F         | 138D147X0006F2  | 2                    | 40                   | 1                | 3              | -40                            | +14    | +16     | 330                                 |  |
| 270   | F         | 138D277X0006F2  | 4                    | 25                   | 1                | 6.5            | -44                            | +17.5  | +20     | 330                                 |  |
| 330   | T         | 138D337X0006T2  | 2                    | 20                   | 2                | 7.9            | -44                            | +14    | +16     | 410                                 |  |
| 560   | T         | 138D567X0006T2  | 3                    | 25                   | 2                | 13             | -64                            | +17.5  | +20     | 410                                 |  |
| 1200  | K         | 138D128X0006K2  | 1.6                  | 20                   | 3                | 14             | -80                            | +25    | +25     | 530                                 |  |
| <b>8 V<sub>DC</sub> AT +85 °C; 5 V<sub>DC</sub> AT +125 °C</b>  |           |                 |                      |                      |                  |                |                                |        |         |                                     |  |
| 25  | C         | 138D256X0008C2  | 4                    | 100                  | 1                | 2              | -40                            | +10.5  | +12     | 140                                 |  |
| 56  | C         | 138D566X0008C2  | 4                    | 59                   | 1                | 2              | -40                            | +14    | +16     | 160                                 |  |
| 220   | F         | 138D227X0008F2  | 4                    | 30                   | 1                | 7              | -44                            | +17.5  | +20     | 270                                 |  |
| 430   | T         | 138D437X0008T2  | 3                    | 25                   | 2                | 14             | -64                            | +17.5  | +20     | 410                                 |  |
| 850   | K         | 138D857X0008K2  | 1                    | 22                   | 4                | 16             | -80                            | +25    | +25     | 670                                 |  |
| <b>10 V<sub>DC</sub> AT +85 °C; 7 V<sub>DC</sub> AT +125 °C</b> |           |                 |                      |                      |                  |                |                                |        |         |                                     |  |
| 20  | C         | 138D206X0010C2  | 4                    | 175                  | 1                | 2              | -32                            | +10.5  | +12     | 140                                 |  |
| 47  | C         | 138D476X0010C2  | 5                    | 100                  | 1                | 2              | -36                            | +14    | +16     | 160                                 |  |
| 100   | F         | 138D107X0010F2  | 2                    | 60                   | 1                | 4              | -36                            | +14    | +16     | 270                                 |  |
| 180   | F         | 138D187X0010F2  | 4                    | 40                   | 1                | 7              | -36                            | +14    | +16     | 270                                 |  |
| 250   | T         | 138D257X0010T2  | 2                    | 30                   | 2                | 10             | -40                            | +14    | +16     | 410                                 |  |
| 390   | T         | 138D397X0010T2  | 3                    | 25                   | 2                | 16             | -64                            | +17.5  | +20     | 410                                 |  |
| 750   | K         | 138D757X0010K2  | 1                    | 23                   | 4                | 16             | -80                            | +25    | +25     | 670                                 |  |

**Note**

(1) Part numbers listed are for units with ± 20 % capacitance tolerance insulated capacitors. For ± 10 % tolerance capacitors, change the digit following the letter "X" from "0" to "9"; for ± 5 %, change the digit following the letter "X" from "0" to "5". For capacitors without outer polyester-film insulation, change the last digit in the part number from "2" to "0". For capacitors with a high temperature insulating sleeve, change the last digit in the part number from "2" to "6". For RoHS-compliant add "E3"



| STANDARD RATINGS   |              |                            |                                     |                                     |                     |                   |                  |        |         |   |
|--|--------------|----------------------------|-------------------------------------|-------------------------------------|---------------------|-------------------|------------------|--------|---------|---|
| CAPACITANCE<br>( $\mu$ F)  | CASE<br>CODE | PART NUMBER <sup>(1)</sup> | MAX. ESR                            | MAX. IMP.                           | MAX. DCL ( $\mu$ A) |                   | MAX. CAPACITANCE |        |         | MAX. RMS<br>RIPPLE<br>CURRENT<br>120 Hz<br>(mA) |
|  |              |                            | AT +25 °C<br>120 Hz<br>( $\Omega$ ) | AT -55 °C<br>120 Hz<br>( $\Omega$ ) | AT                  |                   | CHANGE (%) AT    |        |         |   |
|  |              |                            |                                     |                                     | +25 °C              | +85 °C<br>+125 °C | -55 °C           | +85 °C | +125 °C |   |
| <b>15 V<sub>DC</sub> AT +85 °C; 10 V<sub>DC</sub> AT +125 °C</b> |              |                            |                                     |                                     |                     |                   |                  |        |         |   |
| 15   | C            | 138D156X0015C2             | 5                                   | 155                                 | 1                   | 2                 | -24              | +10.5  | +12     | 130   |
| 33   | C            | 138D336X0015C2             | 5                                   | 90                                  | 1                   | 2                 | -28              | +14    | +16     | 160   |
| 70   | F            | 138D706X0015F2             | 4                                   | 75                                  | 1                   | 4                 | -28              | +14    | +16     | 270   |
| 120  | F            | 138D127X0015F2             | 4                                   | 50                                  | 1                   | 7                 | -28              | +17.5  | +20     | 270   |
| 170  | T            | 138D177X0015T2             | 2                                   | 35                                  | 2                   | 10                | -32              | +14    | +16     | 410   |
| 270  | T            | 138D277X0015T2             | 3                                   | 30                                  | 2                   | 16                | -56              | +17.5  | +20     | 410   |
| 540  | K            | 138D547X0015K2             | 1.0                                 | 23                                  | 6                   | 24                | -80              | +25    | +25     | 610   |
| <b>20 V<sub>DC</sub> AT +85 °C; 13 V<sub>DC</sub> AT +125 °C</b> |              |                            |                                     |                                     |                     |                   |                  |        |         |   |
| 27   | C            | 138D276X0020C2             | 5                                   | 100                                 | 1                   | 2                 | -20              | +11    | +14     | 160   |
| 220  | T            | 138D227X0020T2             | 4                                   | 30                                  | 2                   | 16                | -48              | +13    | +15     | 410   |
| <b>25 V<sub>DC</sub> AT +85 °C; 15 V<sub>DC</sub> AT +125 °C</b> |              |                            |                                     |                                     |                     |                   |                  |        |         |   |
| 10   | C            | 138D106X0025C2             | 6                                   | 220                                 | 1                   | 2                 | -16              | +8     | +9      | 130   |
| 22   | C            | 138D226X0025C2             | 5                                   | 140                                 | 1                   | 2                 | -20              | +10.5  | +12     | 160   |
| 27   | C            | 138D276X0025C2             | 4.3                                 | 110                                 | 2                   | 9                 | -35              | +12    | +15     | 160   |
| 50   | F            | 138D506X0025F2             | 4                                   | 70                                  | 1                   | 5                 | -28              | +13    | +15     | 270   |
| 100  | F            | 138D107X0025F2             | 4                                   | 50                                  | 1                   | 10                | -28              | +13    | +15     | 270   |
| 180  | T            | 138D187X0025T2             | 4                                   | 32                                  | 2                   | 18                | -48              | +13    | +15     | 340   |
| 350  | K            | 138D357X0025K2             | 1.3                                 | 24                                  | 7                   | 28                | -70              | +25    | +25     | 580   |
| <b>30 V<sub>DC</sub> AT +85 °C; 20 V<sub>DC</sub> AT +125 °C</b> |              |                            |                                     |                                     |                     |                   |                  |        |         |   |
| 8.0  | C            | 138D805X0030C2             | 7.5                                 | 275                                 | 1                   | 2                 | -16              | +8     | +12     | 130   |
| 15   | C            | 138D156X0030C2             | 8                                   | 175                                 | 1                   | 2                 | -20              | +10.5  | +12     | 160   |
| 40   | F            | 138D406X0030F2             | 4                                   | 65                                  | 1                   | 5                 | -24              | +10.5  | +12     | 270   |
| 100  | T            | 138D107X0030T2             | 6                                   | 40                                  | 2                   | 12                | -28              | +10.5  | +12     | 410   |
| 150  | T            | 138D157X0030T2             | 2.5                                 | 35                                  | 2                   | 16                | -48              | +13    | +15     | 340   |
| 300  | K            | 138D307X0030K2             | 1.6                                 | 25                                  | 8                   | 32                | -60              | +25    | +25     | 550   |
| <b>35 V<sub>DC</sub> AT +85 °C; 22 V<sub>DC</sub> AT +125 °C</b> |              |                            |                                     |                                     |                     |                   |                  |        |         |   |
| 68   | F            | 138D686X0035F2             | 6                                   | 60                                  | 1                   | 8                 | -24              | +12    | +15     | 270   |
| 27   | C            | 138D276X0035C2             | 4                                   | 140                                 | 2                   | 9                 | -28              | +10    | +12     | 140   |
| 120  | T            | 138D127X0035T2             | 4                                   | 38                                  | 2                   | 16                | -30              | +13    | +15     | 410   |
| 270  | K            | 138D277X0035K2             | 2.2                                 | 23                                  | 8                   | 32                | -45              | +20    | +25     | 500   |
| <b>50 V<sub>DC</sub> AT +85 °C; 30 V<sub>DC</sub> AT +125 °C</b> |              |                            |                                     |                                     |                     |                   |                  |        |         |   |
| 5.0  | C            | 138D505X0050C2             | 9                                   | 400                                 | 1                   | 2                 | -16              | +5     | +6      | 130   |
| 10   | C            | 138D106X0050C2             | 8                                   | 250                                 | 1                   | 2                 | -24              | +8     | +9      | 160   |
| 25   | F            | 138D256X0050F2             | 6                                   | 95                                  | 1                   | 5                 | -20              | +10.5  | +12     | 270   |
| 47   | F            | 138D476X0050F2             | 6                                   | 70                                  | 1                   | 9                 | -28              | +10.5  | +15     | 270   |
| 60   | T            | 138D606X0050T2             | 3                                   | 45                                  | 2                   | 12                | -16              | +10.5  | +12     | 410   |
| 82   | T            | 138D826X0050T2             | 4                                   | 45                                  | 2                   | 16                | -32              | +13    | +15     | 410   |
| 160  | K            | 138D167X0050K2             | 2.2                                 | 27                                  | 8                   | 32                | -50              | +25    | +25     | 460   |

**Note**

<sup>(1)</sup> Part numbers listed are for units with  $\pm 20\%$  capacitance tolerance insulated capacitors. For  $\pm 10\%$  tolerance capacitors, change the digit following the letter "X" from "0" to "9"; for  $\pm 5\%$ , change the digit following the letter "X" from "0" to "5". For capacitors without outer polyester-film insulation, change the last digit in the part number from "2" to "0". For capacitors with a high temperature insulating sleeve, change the last digit in the part number from "2" to "6". For RoHS-compliant add "E3"



| STANDARD RATINGS   |              |                            |                                     |                                     |                     |                   |                  |        |         |   |
|--|--------------|----------------------------|-------------------------------------|-------------------------------------|---------------------|-------------------|------------------|--------|---------|---|
| CAPACITANCE<br>( $\mu$ F)  | CASE<br>CODE | PART NUMBER <sup>(1)</sup> | MAX. ESR                            | MAX. IMP.                           | MAX. DCL ( $\mu$ A) |                   | MAX. CAPACITANCE |        |         | MAX. RMS<br>RIPPLE<br>CURRENT<br>120 Hz<br>(mA) |
|  |              |                            | AT +25 °C<br>120 Hz<br>( $\Omega$ ) | AT -55 °C<br>120 Hz<br>( $\Omega$ ) | AT                  |                   | CHANGE (%) AT    |        |         |   |
|  |              |                            |                                     |                                     | +25 °C              | +85 °C<br>+125 °C | -55 °C           | +85 °C | +125 °C |   |
| <b>60 V<sub>DC</sub> AT +85 °C; 40 V<sub>DC</sub> AT +125 °C</b>   |              |                            |                                     |                                     |                     |                   |                  |        |         |   |
| 4.0  | C            | 138D405X0060C2             | 10                                  | 550                                 | 1                   | 2                 | -16              | +5     | +6      | 110   |
| 8.2  | C            | 138D825X0060C2             | 8                                   | 275                                 | 1                   | 2                 | -24              | +8     | +9      | 140   |
| 20   | F            | 138D206X0060F2             | 5                                   | 105                                 | 1                   | 5                 | -16              | +10.5  | +12     | 270   |
| 39   | F            | 138D396X0060F2             | 7                                   | 90                                  | 1                   | 9                 | -28              | +10.5  | +12     | 330   |
| 50   | T            | 138D506X0060T2             | 4                                   | 50                                  | 2                   | 12                | -16              | +10.5  | +12     | 410   |
| 68   | T            | 138D686X0060T2             | 6                                   | 50                                  | 2                   | 16                | -32              | +10.5  | +12     | 410   |
| 140  | K            | 138D147X0060K2             | 2.4                                 | 28                                  | 8                   | 32                | -40              | +20    | +20     | 430   |
| <b>75 V<sub>DC</sub> AT +85 °C; 50 V<sub>DC</sub> AT +125 °C</b>   |              |                            |                                     |                                     |                     |                   |                  |        |         |   |
| 3.5  | C            | 138D355X0075C2             | 10                                  | 650                                 | 1                   | 2                 | -16              | +5     | +6      | 110   |
| 6.8  | C            | 138D685X0075C2             | 8                                   | 300                                 | 1                   | 2                 | -20              | +8     | +9      | 140   |
| 15   | F            | 138D156X0075F2             | 6.5                                 | 150                                 | 1                   | 5                 | -16              | +8     | +9      | 270   |
| 33   | F            | 138D336X0075F2             | 7                                   | 90                                  | 1                   | 10                | -24              | +10.5  | +15     | 270   |
| 40   | T            | 138D406X0075T2             | 5                                   | 60                                  | 2                   | 12                | -16              | +10.5  | +12     | 410   |
| 56   | T            | 138D566X0075T2             | 6                                   | 60                                  | 2                   | 17                | -28              | +10.5  | +15     | 410   |
| 110  | K            | 138D117X0075K2             | 3.1                                 | 29                                  | 9                   | 36                | -35              | +20    | +20     | 110   |
| <b>100 V<sub>DC</sub> AT +85 °C; 65 V<sub>DC</sub> AT +125 °C</b>  |              |                            |                                     |                                     |                     |                   |                  |        |         |   |
| 2.5  | C            | 138D255X0100C2             | 26.5                                | 950                                 | 1                   | 2                 | -16              | +7     | +8      | 100   |
| 4.7  | C            | 138D475X0100C2             | 10                                  | 500                                 | 1                   | 2                 | -16              | +7     | +8      | 130   |
| 11   | F            | 138D116X0100F2             | 6                                   | 200                                 | 1                   | 4                 | -16              | +7     | +8      | 230   |
| 22   | F            | 138D226X0100F2             | 7                                   | 100                                 | 1                   | 9                 | -16              | +7     | +8      | 230   |
| 30   | T            | 138D306X0100T2             | 4                                   | 80                                  | 2                   | 12                | -16              | +7     | +8      | 340   |
| 43   | T            | 138D436X0100T2             | 6                                   | 70                                  | 2                   | 17                | -20              | +7     | +8      | 340   |
| 86   | K            | 138D866X0100K2             | 3.1                                 | 30                                  | 9                   | 36                | -25              | +15    | +15     | 400   |
| <b>125 V<sub>DC</sub> AT +85 °C; 85 V<sub>DC</sub> AT +125 °C</b>  |              |                            |                                     |                                     |                     |                   |                  |        |         |   |
| 1.7  | C            | 138D175X0125C2             | 54.6                                | 1250                                | 1                   | 2                 | -16              | +7     | +8      | 100   |
| 3.6  | C            | 138D365X0125C2             | 15                                  | 600                                 | 1                   | 2                 | -16              | +7     | +8      | 110   |
| 9.0  | F            | 138D905X0125F2             | 15                                  | 240                                 | 1                   | 5                 | -16              | +7     | +8      | 210   |
| 14   | F            | 138D146X0125F2             | 12                                  | 167                                 | 1                   | 7                 | -16              | +7     | +8      | 210   |
| 18   | T            | 138D186X0125T2             | 11                                  | 129                                 | 2                   | 9                 | -16              | +7     | +8      | 340   |
| 25   | T            | 138D256X0125T2             | 10                                  | 93                                  | 2                   | 13                | -16              | +7     | +8      | 340   |
| 56   | K            | 138D566X0125K2             | 4.1                                 | 32                                  | 10                  | 40                | -25              | +15    | +15     | 400   |
| <b>150 V<sub>DC</sub> AT +85 °C; 100 V<sub>DC</sub> AT +125 °C</b> |              |                            |                                     |                                     |                     |                   |                  |        |         |   |
| 1.7  | C            | 138D175X0150C2             | 42                                  | 1100                                | 1                   | 3                 | -14              | 7      | 8       | 110   |
| 3.0  | C            | 138D305X0150C2             | 15                                  | 600                                 | 1                   | 3                 | -14              | 7      | 10      | 140   |
| 6.8  | F            | 138D685X0150F2             | 15                                  | 300                                 | 2                   | 10                | -14              | 10     | 12      | 250   |
| 11   | F            | 138D116X0150F2             | 12                                  | 250                                 | 2                   | 10                | -14              | 10     | 12      | 250   |
| 22   | F            | 138D226X0150F2             | 4.0                                 | 100                                 | 5                   | 25                | -20              | 12     | 15      | 250   |
| 39   | T            | 138D396X0150T2             | 2.2                                 | 60                                  | 10                  | 40                | -16              | 14     | 16      | 400   |

**Note**

<sup>(1)</sup> Part numbers listed are for units with  $\pm 20\%$  capacitance tolerance insulated capacitors. For  $\pm 10\%$  tolerance capacitors, change the digit following the letter "X" from "0" to "9"; for  $\pm 5\%$ , change the digit following the letter "X" from "0" to "5". For capacitors without outer polyester-film insulation, change the last digit in the part number from "2" to "0". For capacitors with a high temperature insulating sleeve, change the last digit in the part number from "2" to "6". For RoHS-compliant add "E3"



| EXTENDED RATINGS   |              |                            |                                     |                                     |                     |                   |                         |        |         |   |
|--|--------------|----------------------------|-------------------------------------|-------------------------------------|---------------------|-------------------|-------------------------|--------|---------|---|
| CAPACITANCE<br>( $\mu$ F)  | CASE<br>CODE | PART NUMBER <sup>(1)</sup> | MAX. ESR                            | MAX. IMP.                           | MAX. DCL ( $\mu$ A) |                   | MAX. CAPACITANCE CHANGE |        |         | MAX. RMS<br>RIPPLE<br>CURRENT<br>120 Hz<br>(mA) |
|  |              |                            | AT +25 °C<br>120 Hz<br>( $\Omega$ ) | AT -55 °C<br>120 Hz<br>( $\Omega$ ) | AT                  |                   | (% AT)                  |        |         |   |
|  |              |                            |                                     |                                     | +25 °C              | +85 °C<br>+125 °C | -55 °C                  | +85 °C | +125 °C |   |
| <b>6 V<sub>DC</sub> AT +85 °C; 4 V<sub>DC</sub> AT +125 °C</b>   |              |                            |                                     |                                     |                     |                   |                         |        |         |   |
| 560  | F            | 138D567X0006F2             | 2.5                                 | 20                                  | 3                   | 14                | -80                     | +16    | +20     | 300   |
| 820  | F            | 138D827X0006F2             | 2.5                                 | 18                                  | 3                   | 14                | -88                     | +16    | +20     | 300   |
| 1500   | T            | 138D158X0006T2             | 1.5                                 | 18                                  | 5                   | 20                | -90                     | +20    | +25     | 480   |
| 2200   | K            | 138D228X0006K2             | 1                                   | 13                                  | 6                   | 24                | -90                     | +25    | +30     | 670   |
| <b>8 V<sub>DC</sub> AT +85 °C; 5 V<sub>DC</sub> AT +125 °C</b>   |              |                            |                                     |                                     |                     |                   |                         |        |         |   |
| 180  | C            | 138D187X0008C2             | 3                                   | 45                                  | 2                   | 9                 | -60                     | +13    | +16     | 180   |
| 470  | F            | 138D477X0008F2             | 2.5                                 | 25                                  | 3                   | 14                | -75                     | +16    | +20     | 300   |
| 680  | F            | 138D687X0008F2             | 2.5                                 | 22                                  | 3                   | 14                | -83                     | +16    | +20     | 300   |
| 1800   | K            | 138D188X0008K2             | 1                                   | 14                                  | 7                   | 25                | -90                     | +20    | +30     | 670   |
| <b>10 V<sub>DC</sub> AT +85 °C; 7 V<sub>DC</sub> AT +125 °C</b>  |              |                            |                                     |                                     |                     |                   |                         |        |         |   |
| 100  | C            | 138D107X0010C2             | 3                                   | 60                                  | 2                   | 9                 | -50                     | +13    | +16     | 160   |
| 150  | C            | 138D157X0010C2             | 3                                   | 54                                  | 2                   | 9                 | -55                     | +13    | +16     | 180   |
| 390  | F            | 138D397X0010F2             | 2.5                                 | 30                                  | 3                   | 16                | -70                     | +16    | +20     | 300   |
| 560  | F            | 138D567X0010F2             | 2.5                                 | 27                                  | 3                   | 16                | -77                     | +16    | +20     | 300   |
| 1200   | T            | 138D128X0010T2             | 1.5                                 | 18                                  | 5                   | 20                | -88                     | +20    | +25     | 480   |
| 1500   | K            | 138D158X0010K2             | 1                                   | 15                                  | 7                   | 25                | -88                     | +25    | +30     | 670   |
| <b>15 V<sub>DC</sub> AT +85 °C; 10 V<sub>DC</sub> AT +125 °C</b> |              |                            |                                     |                                     |                     |                   |                         |        |         |   |
| 68   | C            | 138D686X0015C2             | 4                                   | 80                                  | 2                   | 9                 | -40                     | +13    | +16     | 140   |
| 100  | C            | 138D107X0015C2             | 4                                   | 72                                  | 2                   | 9                 | -44                     | +13    | +16     | 160   |
| 270  | F            | 138D277X0015F2             | 2.5                                 | 35                                  | 3                   | 16                | -60                     | +16    | +20     | 300   |
| 390  | F            | 138D397X0015F2             | 2.5                                 | 31                                  | 3                   | 16                | -16                     | +16    | +20     | 300   |
| 540  | T            | 138D547X0015T2             | 1.8                                 | 25                                  | 6                   | 24                | -70                     | +20    | +25     | 440   |
| 820  | T            | 138D827X0015T2             | 1.8                                 | 22                                  | 6                   | 24                | -77                     | +20    | +25     | 440   |
| 1000   | K            | 138D108X0015K2             | 1.2                                 | 17                                  | 8                   | 32                | -77                     | +25    | +30     | 610   |
| <b>20 V<sub>DC</sub> AT +85 °C; 13 V<sub>DC</sub> AT +125 °C</b> |              |                            |                                     |                                     |                     |                   |                         |        |         |   |
| 56   | C            | 138D566X0020C2             | 4.3                                 | 90                                  | 2                   | 9                 | -38                     | +13    | +16     | 140   |
| 82   | C            | 138D826X0020C2             | 4.3                                 | 81                                  | 2                   | 9                 | -43                     | +13    | +16     | 160   |
| 220  | F            | 138D227X0020F2             | 2.7                                 | 35                                  | 3                   | 16                | -60                     | +16    | +20     | 300   |
| 330  | F            | 138D337X0020F2             | 2.7                                 | 31                                  | 3                   | 16                | -66                     | +16    | +20     | 300   |
| <b>25 V<sub>DC</sub> AT +85 °C; 15 V<sub>DC</sub> AT +125 °C</b> |              |                            |                                     |                                     |                     |                   |                         |        |         |   |
| 47   | C            | 138D476X0025C2             | 4.3                                 | 100                                 | 2                   | 9                 | -35                     | +12    | +15     | 140   |
| 68   | C            | 138D686X0025C2             | 4.3                                 | 90                                  | 2                   | 9                 | -40                     | +12    | +15     | 160   |
| 180  | F            | 138D187X0025F2             | 2.7                                 | 37                                  | 3                   | 16                | -55                     | +13    | +16     | 300   |
| 270  | F            | 138D277X0025F2             | 2.7                                 | 33                                  | 3                   | 16                | -62                     | +13    | +16     | 300   |
| 350  | T            | 138D357X0025T2             | 1.8                                 | 27                                  | 7                   | 28                | -60                     | +20    | +25     | 440   |
| 680  | K            | 138D687X0025K2             | 1.2                                 | 19                                  | 8                   | 32                | -72                     | +25    | +30     | 670   |
| <b>30 V<sub>DC</sub> AT +85 °C; 20 V<sub>DC</sub> AT +125 °C</b> |              |                            |                                     |                                     |                     |                   |                         |        |         |   |
| 39   | C            | 138D396X0030C2             | 5.2                                 | 110                                 | 2                   | 9                 | -32                     | +12    | +15     | 140   |
| 56   | C            | 138D566X0030C2             | 5.2                                 | 100                                 | 2                   | 9                 | -38                     | +12    | +15     | 140   |
| 150  | F            | 138D157X0030F2             | 2.5                                 | 40                                  | 3                   | 16                | -50                     | +13    | +16     | 300   |
| 220  | F            | 138D227X0030F2             | 2.5                                 | 36                                  | 3                   | 16                | -60                     | +13    | +16     | 300   |
| 300  | T            | 138D307X0030T2             | 1.8                                 | 30                                  | 8                   | 32                | -60                     | +20    | +25     | 500   |
| 330  | T            | 138D337X0030T2             | 1.8                                 | 28                                  | 8                   | 32                | -50                     | +20    | +25     | 440   |
| 470  | T            | 138D477X0030T2             | 1.8                                 | 25                                  | 8                   | 32                | -65                     | +20    | +25     | 440   |
| 560  | K            | 138D567X0030K2             | 1.3                                 | 20                                  | 9                   | 36                | -65                     | +25    | +30     | 590   |

**Note**

(1) Part numbers listed are for units with  $\pm 20\%$  capacitance tolerance insulated capacitors. For  $\pm 10\%$  tolerance capacitors, change the digit following the letter "X" from "0" to "9"; for  $\pm 5\%$ , change the digit following the letter "X" from "0" to "5". For capacitors without outer polyester-film insulation, change the last digit in the part number from "2" to "0". For capacitors with a high temperature insulating sleeve, change the last digit in the part number from "2" to "6". For RoHS-compliant add "E3"



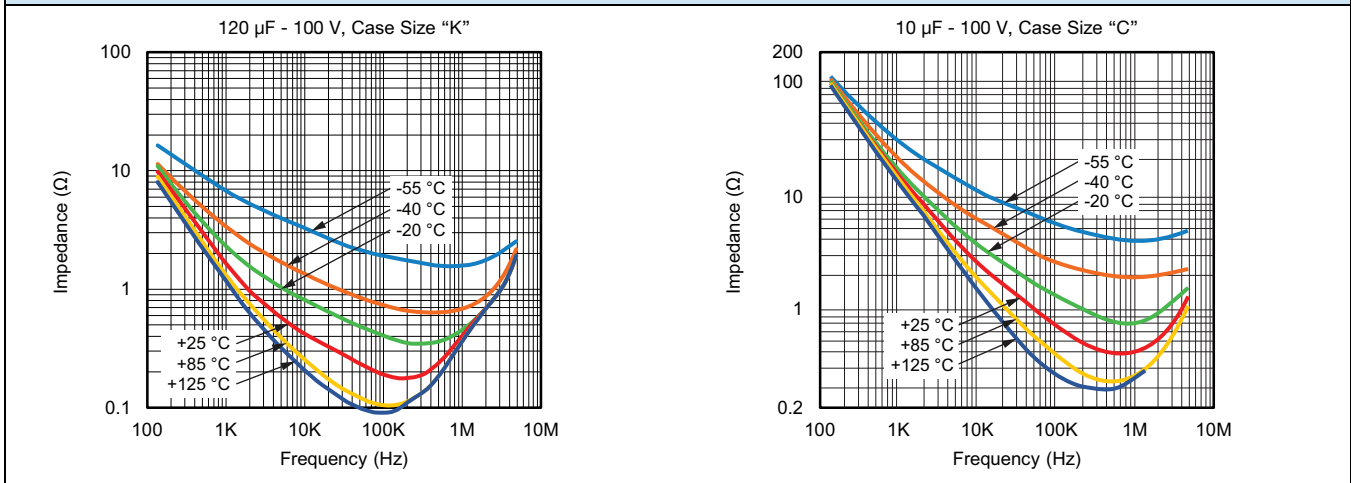
| EXTENDED RATINGS  |              |                            |                                     |                                     |                     |                   |                         |        |         |   |
|---|--------------|----------------------------|-------------------------------------|-------------------------------------|---------------------|-------------------|-------------------------|--------|---------|---|
| CAPACITANCE<br>( $\mu$ F)   | CASE<br>CODE | PART NUMBER <sup>(1)</sup> | MAX. ESR                            | MAX. IMP.                           | MAX. DCL ( $\mu$ A) |                   | MAX. CAPACITANCE CHANGE |        |         | MAX. RMS<br>RIPPLE<br>CURRENT<br>120 Hz<br>(mA) |
|   |              |                            | AT +25 °C<br>120 Hz<br>( $\Omega$ ) | AT -55 °C<br>120 Hz<br>( $\Omega$ ) | AT                  |                   | (% ) AT                 |        |         |   |
|   |              |                            |                                     |                                     | +25 °C              | +85 °C<br>+125 °C | -55 °C                  | +85 °C | +125 °C |   |
| <b>35 V<sub>DC</sub> AT +85 °C; 22 V<sub>DC</sub> AT +125 °C</b>  |              |                            |                                     |                                     |                     |                   |                         |        |         |   |
| 33  | C            | 138D336X0035C2             | 5.2                                 | 130                                 | 2                   | 9                 | -30                     | +10    | +12     | 140   |
| 47  | C            | 138D476X0035C2             | 5.2                                 | 115                                 | 2                   | 9                 | -35                     | +10    | +12     | 140   |
| 100   | T            | 138D107X0035T2             | 2.0                                 | 40                                  | 2                   | 12                | -28                     | +10.5  | +12     | 410   |
| 120   | F            | 138D127X0035F2             | 2.5                                 | 45                                  | 3                   | 16                | -45                     | +13    | +16     | 300   |
| 220   | T            | 138D227X0035T2             | 1.8                                 | 30                                  | 8                   | 32                | -45                     | +20    | +25     | 440   |
| 390   | T            | 138D397X0035T2             | 1.8                                 | 27                                  | 8                   | 32                | -58                     | +20    | +25     | 440   |
| 470   | K            | 138D477X0035K2             | 1.3                                 | 21                                  | 9                   | 36                | -58                     | +25    | +30     | 590   |
| <b>50 V<sub>DC</sub> AT +85 °C; 30 V<sub>DC</sub> AT +125 °C</b>  |              |                            |                                     |                                     |                     |                   |                         |        |         |   |
| 22  | C            | 138D226X0050C2             | 5                                   | 150                                 | 2                   | 9                 | -24                     | +10    | +12     | 140   |
| 33  | C            | 138D336X0050C2             | 5                                   | 135                                 | 2                   | 9                 | -29                     | +10    | +12     | 140   |
| 82  | F            | 138D826X0050F2             | 2.5                                 | 55                                  | 4                   | 24                | -35                     | +10    | +15     | 300   |
| 120   | F            | 138D127X0050F2             | 2.5                                 | 49                                  | 4                   | 24                | -42                     | +12    | +15     | 300   |
| 160   | T            | 138D167X0050T2             | 1.8                                 | 32                                  | 6                   | 32                | -35                     | +20    | +25     | 420   |
| 270   | T            | 138D277X0050T2             | 1.8                                 | 29                                  | 8                   | 32                | -46                     | +20    | +25     | 440   |
| 330   | K            | 138D337X0050K2             | 1.5                                 | 22                                  | 9                   | 36                | -46                     | +25    | +30     | 550   |
| <b>60 V<sub>DC</sub> AT +85 °C; 40 V<sub>DC</sub> AT +125 °C</b>  |              |                            |                                     |                                     |                     |                   |                         |        |         |   |
| 18  | C            | 138D186X0060C2             | 5                                   | 160                                 | 3                   | 12                | -20                     | +10    | +12     | 140   |
| 27  | C            | 138D276X0060C2             | 5                                   | 144                                 | 3                   | 12                | -24                     | +10    | +12     | 140   |
| 68  | F            | 138D686X0060F2             | 3                                   | 60                                  | 4                   | 20                | -30                     | +12    | +15     | 270   |
| 100   | F            | 138D107X0060F2             | 2.5                                 | 54                                  | 4                   | 20                | -36                     | +12    | +15     | 300   |
| 140   | T            | 138D147X0060T2             | 2                                   | 32                                  | 8                   | 32                | -30                     | +16    | +20     | 420   |
| 220   | T            | 138D227X0060T2             | 1.8                                 | 29                                  | 8                   | 32                | -40                     | +16    | +20     | 440   |
| 270   | K            | 138D277X0060K2             | 1.5                                 | 23                                  | 9                   | 36                | -45                     | +20    | +25     | 550   |
| <b>75 V<sub>DC</sub> AT +85 °C; 50 V<sub>DC</sub> AT +125 °C</b>  |              |                            |                                     |                                     |                     |                   |                         |        |         |   |
| 15  | C            | 138D156X0075C2             | 5                                   | 175                                 | 3                   | 12                | -16                     | +10    | +12     | 140   |
| 22  | C            | 138D226X0075C2             | 5                                   | 157                                 | 3                   | 12                | -19                     | +10    | +12     | 140   |
| 56  | F            | 138D566X0075F2             | 3                                   | 70                                  | 4                   | 24                | -25                     | +12    | +15     | 270   |
| 82  | F            | 138D826X0075F2             | 2.5                                 | 63                                  | 4                   | 24                | -30                     | +12    | +15     | 300   |
| 110   | T            | 138D117X0075T2             | 2                                   | 33                                  | 9                   | 36                | -25                     | +16    | +20     | 420   |
| 180   | T            | 138D187X0075T2             | 1.8                                 | 30                                  | 9                   | 36                | -35                     | +16    | +20     | 440   |
| 220   | K            | 138D227X0075K2             | 2.2                                 | 24                                  | 10                  | 40                | -40                     | +20    | +25     | 450   |
| <b>100 V<sub>DC</sub> AT +85 °C; 65 V<sub>DC</sub> AT +125 °C</b> |              |                            |                                     |                                     |                     |                   |                         |        |         |   |
| 3.9   | C            | 138D395X0100C2             | 7                                   | 600                                 | 1                   | 2                 | -16                     | +7     | +8      | 130   |
| 8.2   | C            | 138D825X0100C2             | 6                                   | 250                                 | 3                   | 12                | -12                     | +10    | +12     | 130   |
| 10  | C            | 138D106X0100C2             | 6                                   | 200                                 | 3                   | 12                | -17                     | +10    | +12     | 130   |
| 33  | F            | 138D336X0100F2             | 3.5                                 | 85                                  | 5                   | 24                | -18                     | +12    | +15     | 250   |
| 39  | F            | 138D396X0100F2             | 3.5                                 | 80                                  | 5                   | 24                | -20                     | +12    | +15     | 250   |
| 68  | T            | 138D686X0100T2             | 2.2                                 | 40                                  | 10                  | 40                | -30                     | +14    | +16     | 400   |
| 120   | K            | 138D127X0100K2             | 2.8                                 | 30                                  | 12                  | 48                | -35                     | +15    | +17     | 440   |
| <b>125 V<sub>DC</sub> AT +85 °C; 85 V<sub>DC</sub> AT +125 °C</b> |              |                            |                                     |                                     |                     |                   |                         |        |         |   |
| 6.8   | C            | 138D685X0125C2             | 11.7                                | 300                                 | 3                   | 12                | -14                     | +10    | +12     | 130   |
| 27  | F            | 138D276X0125F2             | 3.5                                 | 90                                  | 5                   | 24                | -18                     | +12    | +15     | 250   |
| 39  | T            | 138D396X0125T2             | 2.2                                 | 60                                  | 10                  | 40                | -16                     | +14    | +16     | 400   |
| 47  | T            | 138D476X0125T2             | 2.2                                 | 50                                  | 10                  | 40                | -26                     | +14    | +16     | 400   |
| 82  | K            | 138D826X0125K2             | 2.8                                 | 32                                  | 12                  | 48                | -30                     | +15    | +17     | 440   |

**Note**

<sup>(1)</sup> Part numbers listed are for units with  $\pm 20\%$  capacitance tolerance insulated capacitors. For  $\pm 10\%$  tolerance capacitors, change the digit following the letter "X" from "0" to "9"; for  $\pm 5\%$ , change the digit following the letter "X" from "0" to "5". For capacitors without outer polyester-film insulation, change the last digit in the part number from "2" to "0". For capacitors with a high temperature insulating sleeve, change the last digit in the part number from "2" to "6". For RoHS-compliant add "E3"



**TYPICAL CURVES OF IMPEDANCE AS A FUNCTION OF FREQUENCY AT VARIOUS TEMPERATURES**



**PERFORMANCE CHARACTERISTICS**

- Operating Temperature:** capacitors are designed to operate over the temperature range of -55 °C to +125 °C.

| UP TO<br>+85 °C<br>WORKING<br>VOLTAGE<br>(V) | AT<br>+125 °C<br>WORKING<br>VOLTAGE<br>(V) | UP TO<br>+85 °C<br>WORKING<br>VOLTAGE<br>(V) | AT<br>+125 °C<br>WORKING<br>VOLTAGE<br>(V) |
|--|--|--|--|
| 6  | 4  | 35   | 22   |
| 8  | 5  | 50   | 30   |
| 10   | 7  | 60   | 40   |
| 15   | 10   | 75   | 50   |
| 20   | 13   | 100  | 70   |
| 25   | 15   | 125  | 85   |
| 30   | 20   | 150  | 100  |

- DC Working Voltage:** the DC working voltage is the maximum operating voltage for continuous duty at the rated temperature.
- Surge Voltage:** the surge DC rating is the maximum voltage to which the capacitors should be subjected under any conditions. This includes transients and peak ripple at the highest line voltage. The surge voltage of capacitors rated below 150 V is 115 % of the rated DC working voltage. The surge voltage of capacitors rated at 150 V<sub>DC</sub> is 165 V.
  - Surge Voltage Test:** capacitors shall withstand the surge voltage test applied through a 1000 Ω ± 10 % resistor in series with the capacitor and voltage source at the rate of one-half min on, four and one-half min. off, for 1000 successive test cycles at +85 °C or +125 °C.
- Capacitance Tolerance:** the capacitance of all capacitors shall be within the specified tolerance limits of the nominal rating.
  - Capacitance measurements shall be made by the bridge method at or referred to, a frequency of 120 Hz at a temperature of +25 °C. A polarizing voltage shall be used of such magnitude that there shall be no reversal of polarity due to the AC component. The maximum AC voltage will be 1 V<sub>RMS</sub> applied during measurement.

- Capacitance Change With Temperature:** the capacitance change with temperature shall not exceed the limits given in the Standard and Extended Ratings table for each capacitor.
- Equivalent Series Resistance:** measurements shall be made by the bridge method at or referred to, a frequency of 120 Hz at a temperature of +25 °C. A polarizing voltage shall be used of such magnitude that there shall be no reversal of polarity due to the AC component. The maximum AC voltage will be 1 V<sub>RMS</sub> applied during measurement.
  - The equivalent series resistance shall not exceed the maximum value in ohms listed in the Standard and Extended Ratings table for each capacitor.
  - The dissipation factor may be calculated from the equivalent series resistance and capacitance values as shown:

$$DF = \frac{2\pi fRC}{10^4}$$

where:

DF = dissipation factor in %

R = ESR in Ω

C = capacitance in µF

f = frequency in Hz

At 120 Hz, the above equation becomes:

$$DF = \frac{R \times C}{13.26}$$

For example, percent dissipation factor of a 30 µF, 6 V capacitor, which has a maximum ESR of 3.4 Ω at +25 °C and 120 Hz, would be calculated as shown:

$$DF = \frac{2\pi \times 120 \times 3.4 \times 30}{10^4} = \frac{3.4 \times 30}{13.26} = 7.7 \%$$

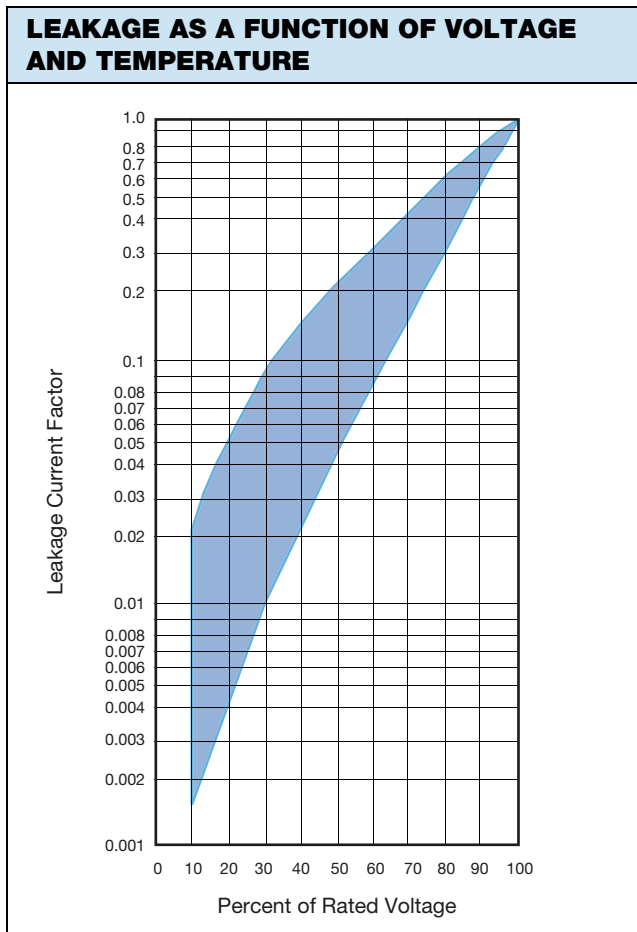
**PERFORMANCE CHARACTERISTICS (CONTINUED)**

7. **Leakage Current:** measurements shall be made at the applicable rated working voltage at  $+25\text{ }^{\circ}\text{C} \pm 5\text{ }^{\circ}\text{C}$  through application of a steady source of power, such as a regulated power supply. The total resistance in series with each capacitor shall be between  $1000\ \Omega$  and  $10\ 000\ \Omega$ . The voltage shall be applied to the capacitor for 5 min before making the leakage current measurement.

7.1 The maximum leakage current for any capacitor shall not exceed the value in microamperes listed in the Standard and Extended Ratings Table for each capacitor.

**Note**

- Leakage current varies with applied voltage. See graph below for the appropriate adjustment factor.



8. **Low Temperature Impedance:** the impedance of any capacitor at  $-55\text{ }^{\circ}\text{C}$  at 120 Hz, shall not exceed the values given in the Standard and Extended Ratings tables.

9. **Life Test:** capacitors are capable of withstanding a 2000 h life test at a temperature of  $+85\text{ }^{\circ}\text{C}$  or  $+125\text{ }^{\circ}\text{C}$  at the applicable rated DC working voltage

10. **High Frequency Vibration:** capacitors shall with stand vibration from 10 Hz to 2000 Hz at 20 g when tested.

11. **Lead Pull Test:** capacitors shall withstand a lead tensile stress of 3 pounds (13.2 N) for 30 s, applied axially

12. **Marking:** capacitors shall be marked with Vishay identification; capacitors type (138D); rated capacitance and tolerance (the tolerance shall be coded, using the list shown in How to Order); rated DC working voltage at  $+85\text{ }^{\circ}\text{C}$ ; the standard EIA date code of manufacture.

**GUIDE TO APPLICATION**

1. **Ripple Current:** all capacitors will withstand rms ripple currents as listed for each capacitor.

1.1 The RMS ripple current rating is independent of temperature or frequency within the following limitations:

1.1.1 At frequencies of less than 120 Hz, the rated RMS ripple current must be multiplied by the factors shown:

| FREQUENCY IN Hz |      |      |      |
|-----------------|------|------|------|
| 25              | 50   | 60   | 100  |
| 0.36            | 0.59 | 0.65 | 0.88 |

1.1.2 The sum of the peak AC voltage plus the DC voltage shall not exceed the DC working voltage of the capacitor.

1.1.3 The sum of the negative peak AC voltage, plus the applied DC voltage shall not allow a voltage reversal.

2. Cleaning wiring boards with type 138D capacitors: customary cleaning solvents used in the electronics industry at present will not affect Type 138D capacitors. However, the use of ultrasonic cleaning techniques is not recommended under any circumstances.

3. **Apparent Capacitance:** note that in timing circuit applications, the circuit designer must take into account two important variables which affect any electrolytic capacitor. These are the internal leakage resistance of the capacitor and its dielectric absorption, which will depend on the elapsed time since the capacitor was last energized. In applications where electrolytic capacitors are subjected to DC energy, or in effect, extremely low frequencies, the value of the apparent capacitance will be somewhat higher than that which is measured at 120 Hz.

4. **No Reverse Voltage:** the application of reverse voltage to these capacitors will cause internal damage. The resulting damage will lead to immediate or delayed failure of the unit. This will take the form of a catastrophic short circuit with possible expulsion of the electrolyte.



## Disclaimer

ALL PRODUCT, PRODUCT SPECIFICATIONS AND DATA ARE SUBJECT TO CHANGE WITHOUT NOTICE TO IMPROVE RELIABILITY, FUNCTION OR DESIGN OR OTHERWISE.

Vishay Intertechnology, Inc., its affiliates, agents, and employees, and all persons acting on its or their behalf (collectively, "Vishay"), disclaim any and all liability for any errors, inaccuracies or incompleteness contained in any datasheet or in any other disclosure relating to any product.

Vishay makes no warranty, representation or guarantee regarding the suitability of the products for any particular purpose or the continuing production of any product. To the maximum extent permitted by applicable law, Vishay disclaims (i) any and all liability arising out of the application or use of any product, (ii) any and all liability, including without limitation special, consequential or incidental damages, and (iii) any and all implied warranties, including warranties of fitness for particular purpose, non-infringement and merchantability.

Statements regarding the suitability of products for certain types of applications are based on Vishay's knowledge of typical requirements that are often placed on Vishay products in generic applications. Such statements are not binding statements about the suitability of products for a particular application. It is the customer's responsibility to validate that a particular product with the properties described in the product specification is suitable for use in a particular application. Parameters provided in datasheets and / or specifications may vary in different applications and performance may vary over time. All operating parameters, including typical parameters, must be validated for each customer application by the customer's technical experts. Product specifications do not expand or otherwise modify Vishay's terms and conditions of purchase, including but not limited to the warranty expressed therein.

Hyperlinks included in this datasheet may direct users to third-party websites. These links are provided as a convenience and for informational purposes only. Inclusion of these hyperlinks does not constitute an endorsement or an approval by Vishay of any of the products, services or opinions of the corporation, organization or individual associated with the third-party website. Vishay disclaims any and all liability and bears no responsibility for the accuracy, legality or content of the third-party website or for that of subsequent links.

Vishay products are not designed for use in life-saving or life-sustaining applications or any application in which the failure of the Vishay product could result in personal injury or death unless specifically qualified in writing by Vishay. Customers using or selling Vishay products not expressly indicated for use in such applications do so at their own risk. Please contact authorized Vishay personnel to obtain written terms and conditions regarding products designed for such applications.

No license, express or implied, by estoppel or otherwise, to any intellectual property rights is granted by this document or by any conduct of Vishay. Product names and markings noted herein may be trademarks of their respective owners.