




OPTOCOUPLERS

10 MBd High-Speed



A New Family of 10 MBd High-Speed Optocouplers

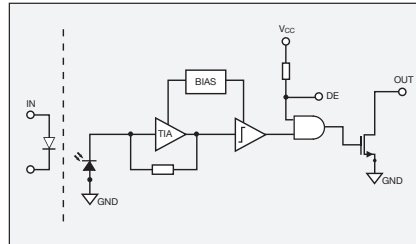
FEATURES AND BENEFITS

- 10 MBd high-speed data rate in DIP-8 and SOIC-8 packages
- Ambient operating temperature from $-40\text{ }^{\circ}\text{C}$ to $+100\text{ }^{\circ}\text{C}$
- Utilizes open-drain NMOS transistor output for lower output leakage
- Certified by key international safety regulatory agencies such as UL, CUL, and VDE
- CMTI ratings of $100\text{ V}/\mu\text{s}$, $5\text{ kV}/\mu\text{s}$, and $15\text{ kV}/\mu\text{s}$
- 400-mil and surface-mount options for DIP-8 packages available
- IEC60747-5-5 (VDE0884) available with option 1
- Pure tin leads
- Single and dual channels

APPLICATIONS

- Digital fieldbus isolation (Profibus, CANbus, etc.)
- Signal and pulse transformer replacement
- Digital control power supply
- Plasma display panel scan driver interface
- High-speed D/A and A/D converters
- PLC, ATE input/output isolation
- Computer peripheral interfaces

Vishay's 10 MBd optocouplers utilize a highly efficient input LED coupled to a photosensitive IC detector.



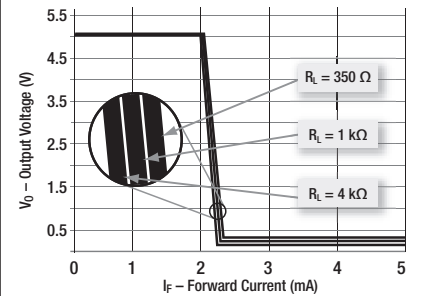
The detector features an integrated photodiode and amplifier that convert light signals from the LED into a voltage signal. A voltage comparator then digitizes the voltage signal. An open-drain NMOS transistor drives the output of the detector. The internal shield provides an industry-high common-mode transient immunity.

For the single-channel devices, an enable function on pin 7 allows the detector to be strobed. The use of a 0.1- μ F bypass capacitor connected between pins 5 and 8 is recommended.

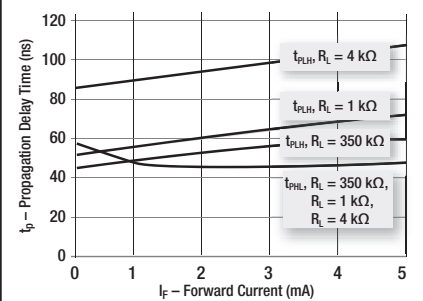
All packages have multiple options that can be added from a variety of different lead forms to the IEC60747-5-5 (VDE0884) electrical test. For detailed ordering information, please visit the Vishay website at www.vishay.com/optocouplers and look for the options information document.

Part Number	Channel(s)	Package	t_{PLH} typ (ns)	t_{PHL} typ (ns)	CMTI _{min} (V/ μ s)	Creepage (mm)
6N137	1	DIP-8	49	50	100	> 8
VO2601	1	DIP-8	49	50	5,000	> 8
VO2611	1	DIP-8	49	50	15,000	> 8
VO0600T	1	SOIC-8	49	50	100	> 4
VO0601T	1	SOIC-8	49	50	5,000	> 4
VO0611T	1	SOIC-8	49	50	15,000	> 4
VO2630	2	DIP-8	49	50	100	> 8
VO2631	2	DIP-8	49	50	5,000	> 8
VO4661	2	DIP-8	49	50	15,000	> 8
VO0630T	2	SOIC-8	49	50	100	> 4
VO0631T	2	SOIC-8	49	50	5,000	> 4
VO0661T	2	SOIC-8	49	50	15,000	> 4
SFH6755T	2	SOIC-8	49	50	100	> 5
SFH6756T	2	SOIC-8	49	50	5,000	> 5
SFH6757T	2	SOIC-8	49	50	15,000	> 5

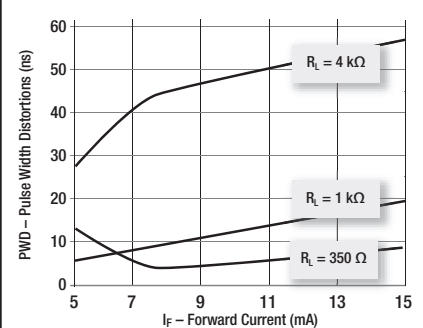
Output Voltage vs Forward Input Current



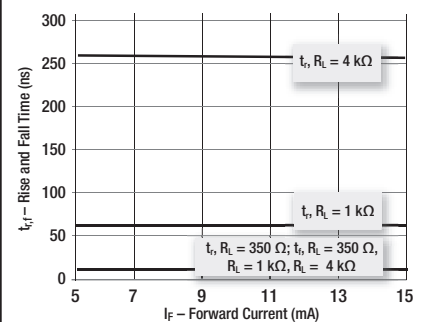
Propagation Delay Time vs Forward Current



Pulse Width Distortions vs Forward Current



Rise and Fall Time vs Forward Current



DISCLAIMER All product specifications and data are subject to change without notice. Vishay Intertechnology, Inc., its affiliates, agents, and employees, and all persons acting on its or their behalf (collectively, "Vishay"), disclaim any and all liability for any errors, inaccuracies or incompleteness contained herein or in any other disclosure relating to any product. Vishay disclaims any and all liability arising out of the use or application of any product described herein or of any information provided herein to the maximum extent permitted by law. The product specifications do not expand or otherwise modify Vishay's terms and conditions of purchase, including but not limited to the warranty expressed therein, which apply to these products. No license, express or implied, by estoppel or otherwise, to any intellectual property rights is granted by this document or by any conduct of Vishay. The products shown herein are not designed for use in medical, life-saving, or life-sustaining applications unless otherwise expressly indicated. Customers using or selling Vishay products not expressly indicated for use in such applications do so entirely at their own risk and agree to fully indemnify Vishay for any damages arising or resulting from such use or sale. Please contact authorized Vishay personnel to obtain written terms and conditions regarding products designed for such applications. Product names and markings noted herein may be trademarks of their respective owners.