




TANTALUM CAPACITORS

DLA 15005

Wet Tantalum Capacitors, Extended Capacitance, Tantalum Case, High-Performance, DLA Approved



KEY BENEFITS

- Case sizes: T1, T2, T3, T4
- Capacitance: 1000 μ F
- Voltage: 75 V
- Reverse voltage: 1.5 V at +85 °C
- Vibration capability:
 - Sine: 50 g
 - Random: 27.7 g
- Thermal shock: 300 cycles, -55 °C to +125 °C

APPLICATIONS

- Avionics and aerospace systems

RESOURCES

- Datasheet: DLA 15005 - www.vishay.com/doc?40193
- For technical questions contact tantalum@vishay.com






TANTALUM CAPACITORS

DLA 15005

Wet Tantalum Capacitors, Extended Capacitance, Tantalum Case, High-Performance, DLA Approved



FEATURES

- Enhanced performance, high-reliability design
- Terminations: axial, standard tin / lead (Sn / Pb), 100 % tin available
- The 15005 tantalum case electrolytic capacitors provide all the advantages of Vishay's SuperTan® series devices, while offering improved reverse voltage and vibration capability
- Increased thermal shock capability of 300 cycles
- Designed for avionics and aerospace applications

PERFORMANCE CHARACTERISTICS

Refer to: Typical Performance Characteristics

Operating Temperature: -55 °C to +85 °C
(to +125 °C with voltage derating)

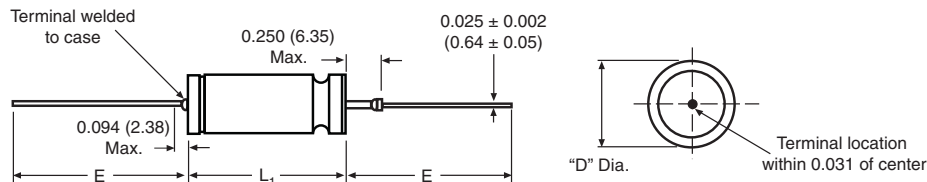
Capacitance Tolerance: ± 10 %, ± 20 % standard

DC Leakage Current (DCL Max.): at +25 °C and above, leakage current shall not exceed the values listed in the Standard Ratings table.

ORDERING INFORMATION			
15005 DLA DRAWING NUMBER	-01 DASH NUMBER	K CAPACITANCE TOLERANCE	S S
		K = ± 10 % M = ± 20 %	S = sleeved U = unsleeved

DLA LAND AND MARITIME COLUMBUS, OHIO	Drawing no. 15005
---	----------------------

DIMENSIONS in inches [millimeters]



CASE CODE	D ± 0.016 [0.41]	D MAX. INSULATED (DIA.)	L ₁ UNINSULATED +0.031 [0.79] -0.016 [0.41]	E ± 0.250 [6.35] MAX.
T1	0.188 [4.78]	0.219 [5.56]	0.453 [11.51]	1.500 [38.10]
T2	0.281 [7.14]	0.312 [7.92]	0.641 [16.28]	2.250 [57.15]
T3	0.375 [9.52]	0.406 [10.31]	0.766 [19.46]	2.250 [57.15]
T4	0.375 [9.52]	0.406 [10.31]	1.062 [26.97]	2.250 [57.15]

Note

- Insulation sleeving will lap over the ends of the capacitor body.