





Modular Panel Potentiometers

MODEL	PICTURE	POWER RATING AT 70 °C	TECHNOLOGY	LIFE CYCLES	MECHANICAL TRAVEL	SHAFT DIAMETER	BUSHING DIAMETER	SIZE
P9		0.1 W	Conductive plastic	25 000	300	3.5 6	7	9.5 mm ² (3/8")
P11A		0.5 W	Conductive plastic	50 000	300	3, 4 or 6 1/8" or 1/4"	6, 7, 8 or 10 1/4" or 3/8"	12.5 mm ² (1/2")
P11S		1 W	Cermet	50 000	300	3, 4 or 6 1/8" or 1/4"	6, 7, 8 or 10 1/4" or 3/8"	12.5 mm ² (1/2")
P11D		0.5 W	Conductive plastic	50 000	300	1/4"	3/8"	12.5 mm ² (1/2")
P11P		1 W	Cermet	50 000	300	1/4"	3/8"	12.5 mm ² (1/2")
148		0.5 W	Conductive plastic	50 000	300	1/8" 1/4"	1/4" 3/8"	12.5 mm ² (1/2")
149		1 W	Cermet	50 000	300	1/8" 1/4"	1/4" 3/8"	12.5 mm ² (1/2")



MODEL	DOC. NUMBER	SEALING	RESISTANCE RANGE ON LINEAR TAPER	AVAILABLE TOLERANCE	CLIMATIC CATEGORY	SPECIAL FEATURES			
						SOLDER LUGS	PC BOARD SIDE ADJ.	PC BOARD TOP ADJ.	PANEL SEALED
P9	51047	IP64	1 kΩ to 1 MΩ	20 % 10 %	55/100/21		x	x	x
P11A	51031	IP64	1 kΩ to 1 MΩ	20 %	55/125/21	x	x	x	x
P11S	51031	IP64	20 Ω to 10 MΩ	20 % 10 % 5 %	55/125/56	x	x	x	x
P11D	51059	IP64	1 kΩ to 1 MΩ	20 %	40/100/21	x	x	x	x
P11P	51059	IP64	20 Ω to 10 MΩ	20 % 10 % 5 %	40/100/56	x	x	x	x
148	57040	IP64	1 kΩ to 1 MΩ	20 % 10 %	55/125/21	x	x		
149	57040	IP64	100 Ω to 2 MΩ	10 %	55/125/21	x	x		