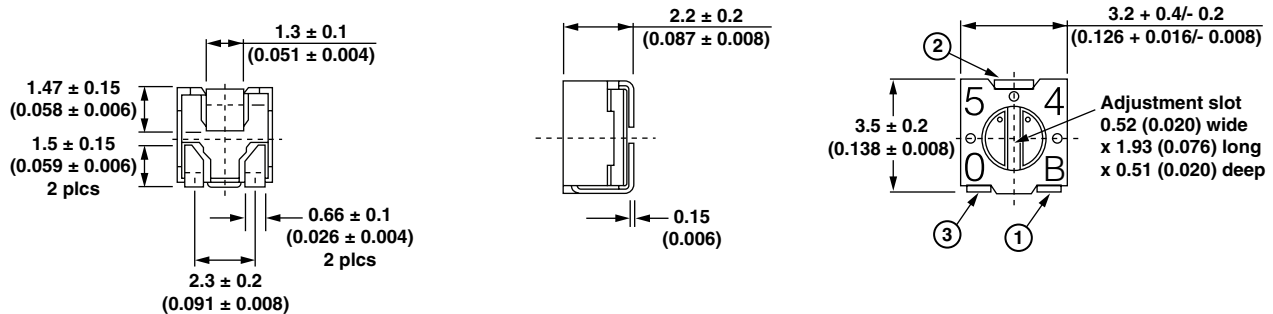
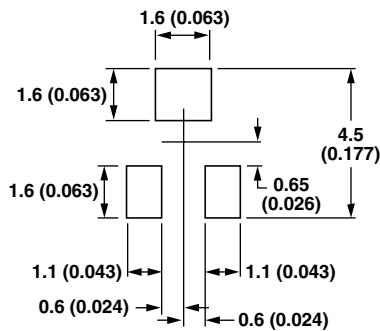


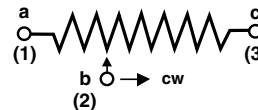
Surface Mount Miniature Trimmer 3 mm Single-Turn Cermet Sealed


FEATURES

- 0.125 W at 70 °C
- Small size for optimum packing density
- Suitable for both manual and automatic operations


**RoHS
COMPLIANT**
DIMENSIONS in millimeters (inches)

TS3 YJ

**RECOMMENDED
SOLDERING AREAS**

 General tolerance ± 0.25 (0.010)

CIRCUIT DIAGRAM

SOLDERING RECOMMENDATIONS

See Application Notes

ELECTRICAL SPECIFICATIONS	
Resistive Element	Cermet
Electrical Travel	220°
Resistance Range	10 Ω to 2 M Ω
Stocked Range	1 k Ω to 100 k Ω
Standard Series	1 - 2 - 5
Tolerance Standard	± 20 %
Power Rating	0.125 W at 70 °C
Temp. Coefficient (Max.)	$\leq 100 \Omega \pm 150 \text{ ppm}/^\circ\text{C} / > 100 \Omega \pm 100 \text{ ppm}/^\circ\text{C}$
Limiting Element Voltage (Max.)	200 V
Contact Resistance Variation	3 % or 3 Ω
End Resistance	1 % or 3 Ω
Dielectric Strength (RMS)	500 V (sea level)
Insulation Resistance (500 V _{DC})	100 M Ω

MECHANICAL SPECIFICATIONS

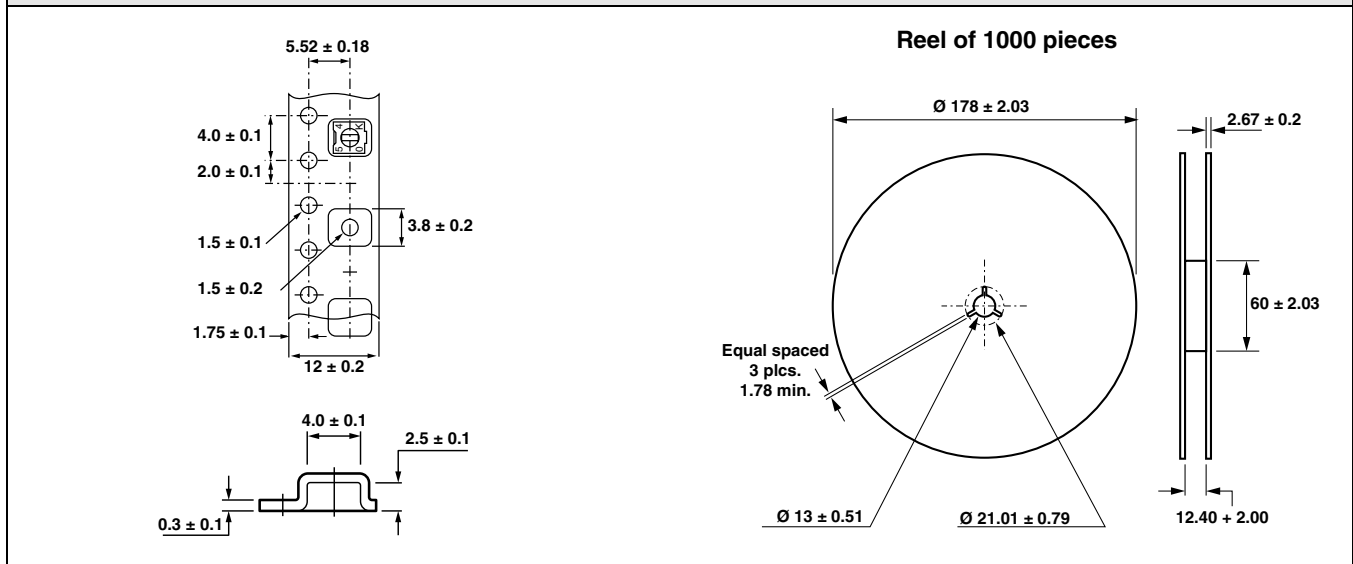
Mechanical Travel	250°
Operating Torque (Max. Ncm)	0.5
End Stop Torque (Min. Ncm)	2
Unit Weight (Max. g)	0.1
Mechanical Life (Cycles)	50

ENVIRONMENTAL SPECIFICATIONS

Temperature Range	- 55 °C + 125 °C
Sealing	Sealed container IP 67

STANDARD RESISTANCE TABLE		
RESISTANCE	PART MARKING CODE	RESISTANCE CODE
10	A1	100
20	21	200
50	51	500
100	A2	101
200	22	201
500	52	501
1000	A3	102
2000	23	202
5000	53	502
10 000	A4	103
20 000	24	203
50 000	54	503
100 000	A5	104
200 000	25	204
500 000	55	504
1 000 000	A6	105
2 000 000	26	205

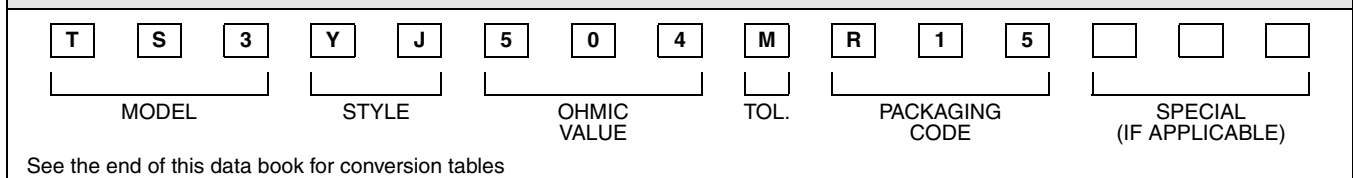
PACKAGING SPECIFICATIONS



ORDERING INFORMATION

TS3 SERIES	YJ STYLE	500 kΩ OHMIC VALUE	± 20 % TOLERANCE	TR1000 PACKAGING
				TR1000 = Tape and reel 1000 pcs

SAP PART NUMBERING GUIDELINES





Disclaimer

All product specifications and data are subject to change without notice.

Vishay Intertechnology, Inc., its affiliates, agents, and employees, and all persons acting on its or their behalf (collectively, "Vishay"), disclaim any and all liability for any errors, inaccuracies or incompleteness contained herein or in any other disclosure relating to any product.

Vishay disclaims any and all liability arising out of the use or application of any product described herein or of any information provided herein to the maximum extent permitted by law. The product specifications do not expand or otherwise modify Vishay's terms and conditions of purchase, including but not limited to the warranty expressed therein, which apply to these products.

No license, express or implied, by estoppel or otherwise, to any intellectual property rights is granted by this document or by any conduct of Vishay.

The products shown herein are not designed for use in medical, life-saving, or life-sustaining applications unless otherwise expressly indicated. Customers using or selling Vishay products not expressly indicated for use in such applications do so entirely at their own risk and agree to fully indemnify Vishay for any damages arising or resulting from such use or sale. Please contact authorized Vishay personnel to obtain written terms and conditions regarding products designed for such applications.

Product names and markings noted herein may be trademarks of their respective owners.