

Molded Metal Film Resistors Low Temperature Coefficient, High Precision



The RCME range of metal film resistors represents a significant technical advancement in resistive technology, combining low temperature coefficients with high environmental stabilities, and high frequency performance.

Laser beam trimming gives tolerance accuracies from 0.1 % to 1 %.

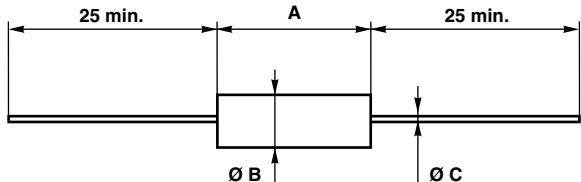
The RCME range effectively bridges the gap that has hitherto existed between the high precision, high stability foil or wirewound technology and conventional film technology.

FEATURES

- 0.125 W to 0.25 W at 85 °C
- Very low temperature coefficient: ± 5 ppm/°C and ± 10 ppm/°C
- Very tight tolerances: down to ± 0.1 %
- Electrical insulation $> 10^7$ M Ω
- Climatic category -65 °C / +155 °C / 56 days
- Excellent frequency performance
- Termination = pure matte tin
- Material categorization: for definitions of compliance please see www.vishay.com/doc?99912


RoHS
COMPLIANT

DIMENSIONS in millimeters

					
SERIES	A	Ø B	Ø C	WEIGHT in g	
RCME02	6.5 \pm 0.2	2.4 \pm 0.1	0.6	0.26	
RCME05	10.2 \pm 0.2	3.65 \pm 0.1	0.6	0.46	

STANDARD ELECTRICAL SPECIFICATIONS

MODEL	RESISTANCE RANGE Ω	RATED POWER $P_{85^\circ\text{C}}$ W	LIMITING ELEMENT VOLTAGE V	TOLERANCE \pm %	TEMPERATURE COEFFICIENT \pm ppm/°C
RCME02	100 to 750K	0.125	300	0.1, 0.2, 0.5, 1	5, 10
RCME05	100 to 750K	0.25	350	0.1, 0.2, 0.5, 1	5, 10

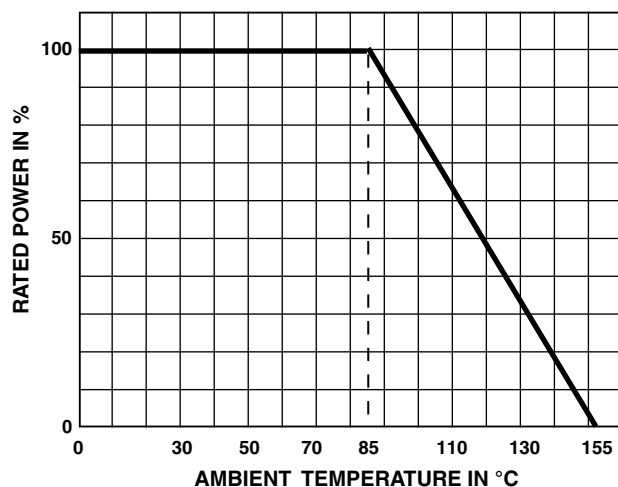
TECHNICAL SPECIFICATIONS

VISHAY SERNICE SERIES	RCME02	RCME05
Nominal Temperature Coefficient in the Range -20 °C to +85 °C	$K6 \leq \pm 10$ ppm/°C $K8 \leq \pm 5$ ppm/°C	
Insulation Resistance	$> 10^7$ M Ω	
Voltage Coefficient	0.0001 %/V	
Environmental Specifications	-65 °C / +155 °C / 56 days	

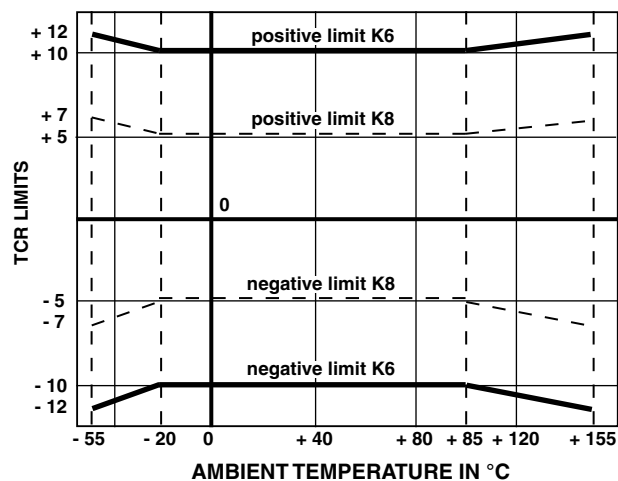


PERFORMANCE		
EN140-100		MAXIMUM VALUES AND DRIFTS
TESTS	CONDITIONS	
Load Life at Maximum Category Temperature	1000 h at +155 °C / 0 % of P_n	± 0.15 % or 0.05 Ω
Short Time Overload	2.5 U_n / 5 s Limited to 2 U_m	± 0.01 % or 0.05 Ω
Damp Heat Humidity (Steady State)	56 days with low load	± 0.15 % or 0.05 Ω
Rapid Temperature Change	-55 °C to +155 °C	± 0.05 % or 0.05 Ω
Climatic Sequence	-55 °C to +155 °C severity 1	± 0.15 % or 0.05 Ω Insulation resistance > 10 ⁶ M Ω
Terminal Strength	Pull - twist - 2 bends	± 0.05 % or 0.05 Ω
Vibration	Severity 55B	± 0.05 % or 0.05 Ω
Soldering (Thermal Shock)	+260 °C 10 s	± 0.05 % or 0.05 Ω
Load Life	Cycle 90'/30' 1000 h at P_n at 85 °C	± 0.05 % or 0.05 Ω
Shelf Life	1 year ambient temperature	± 0.03 % or 0.05 Ω

POWER RATING



TEMPERATURE COEFFICIENT



The temperature coefficient is guaranteed between -20 °C to +85 °C.

The limits of TCR are:

K 8 ± 5 ppm/°C and K 6 ± 10 ppm/°C

For use outside the range -20 °C or +85 °C, limiting values of temperature coefficient are given in the graph above.



MARKING

Printed: Vishay Sfernice trademark, series, style (in full or abbreviated), ohmic value (in Ω), tolerance (in %), temperature coefficient, manufacturing date.

GLOBAL PART NUMBER INFORMATION																
R	C	M	E	0	2		1	3	0	0	1	F	Y	S	1	4
GLOBAL MODEL	SIZE	SPECIAL	OHMIC VALUE			TOLERANCE			TEMPERATURE COEFFICIENT			PACKAGING				
RCME	02 05	As applicable. Contact us.	The first four digits are significant figures and the last digit specifies the number of zeros to follow. R designates decimal point. 13001 = 13 kΩ 33001 = 33 kΩ 220R0 = 220 Ω 1R220 = 1.22 Ω			B = 0.1 % A = 0.2 % D = 0.5 % F = 1 %			Y = K6, 10 ppm/K Z = K8, 5 ppm/K			AM500 = A20 BAG100 = S14 BAG10 = S03				



Disclaimer

ALL PRODUCT, PRODUCT SPECIFICATIONS AND DATA ARE SUBJECT TO CHANGE WITHOUT NOTICE TO IMPROVE RELIABILITY, FUNCTION OR DESIGN OR OTHERWISE.

Vishay Intertechnology, Inc., its affiliates, agents, and employees, and all persons acting on its or their behalf (collectively, "Vishay"), disclaim any and all liability for any errors, inaccuracies or incompleteness contained in any datasheet or in any other disclosure relating to any product.

Vishay makes no warranty, representation or guarantee regarding the suitability of the products for any particular purpose or the continuing production of any product. To the maximum extent permitted by applicable law, Vishay disclaims (i) any and all liability arising out of the application or use of any product, (ii) any and all liability, including without limitation special, consequential or incidental damages, and (iii) any and all implied warranties, including warranties of fitness for particular purpose, non-infringement and merchantability.

Statements regarding the suitability of products for certain types of applications are based on Vishay's knowledge of typical requirements that are often placed on Vishay products in generic applications. Such statements are not binding statements about the suitability of products for a particular application. It is the customer's responsibility to validate that a particular product with the properties described in the product specification is suitable for use in a particular application. Parameters provided in datasheets and / or specifications may vary in different applications and performance may vary over time. All operating parameters, including typical parameters, must be validated for each customer application by the customer's technical experts. Product specifications do not expand or otherwise modify Vishay's terms and conditions of purchase, including but not limited to the warranty expressed therein.

Hyperlinks included in this datasheet may direct users to third-party websites. These links are provided as a convenience and for informational purposes only. Inclusion of these hyperlinks does not constitute an endorsement or an approval by Vishay of any of the products, services or opinions of the corporation, organization or individual associated with the third-party website. Vishay disclaims any and all liability and bears no responsibility for the accuracy, legality or content of the third-party website or for that of subsequent links.

Vishay products are not designed for use in life-saving or life-sustaining applications or any application in which the failure of the Vishay product could result in personal injury or death unless specifically qualified in writing by Vishay. Customers using or selling Vishay products not expressly indicated for use in such applications do so at their own risk. Please contact authorized Vishay personnel to obtain written terms and conditions regarding products designed for such applications.

No license, express or implied, by estoppel or otherwise, to any intellectual property rights is granted by this document or by any conduct of Vishay. Product names and markings noted herein may be trademarks of their respective owners.