


Ultrabright White LED, \varnothing 5 mm Untinted Non-Diffused



19223

DESCRIPTION

The VLCW510. series is a clear, non diffused 5 mm LED for high end applications where supreme luminous intensity required.

These lamps with clear untinted plastic case utilize the highly developed ultrabright InGaN technologies.

The lens and the viewing angle is optimized to achieve best performance of light output and visibility.

PRODUCT GROUP AND PACKAGE DATA

- Product group: LED
- Package: 5 mm
- Product series: power
- Angle of half intensity: $\pm 9^\circ$

FEATURES

- Untinted non diffused lens
- Utilizing ultrabright InGaN technology
- High luminous intensity
- Luminous intensity and color categorized for each packing unit
- ESD-withstand voltage: up to 1 kV according to JESD22-A114-B
- Lead (Pb)-free component
- RoHS compliant
- Automotive qualified



APPLICATIONS

- Interior and exterior lighting
- Outdoor LED panels
- Instrumentation and front panel indicators
- Replaces incandescent lamps
- Light guide compatible

PARTS TABLE

PART	COLOR, LUMINOUS INTENSITY	TECHNOLOGY
VLCW5100	White, $I_V > 1800$ mcd (typ.)	InGaN/TAG on SiC
VLCW5101	White, $I_V > 3200$ mcd (typ.)	InGaN/TAG on SiC

ABSOLUTE MAXIMUM RATINGS¹⁾ VLCW510.

PARAMETER	TEST CONDITION	SYMBOL	VALUE	UNIT
Reverse voltage ²⁾		V_R	5	V
DC forward current	$T_{amb} \leq 60^\circ\text{C}$	I_F	30	mA
Surge forward current	$t_p \leq 10 \mu\text{s}$	I_{FSM}	0.1	A
Power dissipation		P_V	135	mW
Junction temperature		T_j	100	$^\circ\text{C}$
Operating temperature range		T_{amb}	- 40 to + 100	$^\circ\text{C}$
Storage temperature range		T_{stg}	- 40 to + 100	$^\circ\text{C}$
Soldering temperature	$t \leq 5$ s	T_{sd}	260	$^\circ\text{C}$
Thermal resistance junction/ambient		R_{thJA}	300	K/W

Note:

¹⁾ $T_{amb} = 25^\circ\text{C}$, unless otherwise specified

²⁾ Driving the LED in reverse direction is suitable for a short term application



OPTICAL AND ELECTRICAL CHARACTERISTICS ¹⁾ WHITE VLCW510.							
PARAMETER	TEST CONDITION	PART	SYMBOL	MIN	TYP.	MAX	UNIT
Luminous intensity	$I_F = 30 \text{ mA}$	VLCW5100	I_V	1800	5000		mcd
		VLCW5101	I_V	3200	6000		mcd
Chromaticity coordinate x acc. to CIE 1931	$I_F = 30 \text{ mA}$		x		0.33		
Chromaticity coordinate y acc. to CIE 1931	$I_F = 30 \text{ mA}$		y		0.33		
Angle of half intensity	$I_F = 30 \text{ mA}$		ϕ		± 9		deg
Forward voltage	$I_F = 30 \text{ mA}$		V_F		3.9	4.5	V
Reverse voltage	$I_R = 10 \mu\text{A}$		V_R	5			V
Temperature coefficient of V_F	$I_F = 30 \text{ mA}$		TC_{VF}		- 4		mV/K
Temperature coefficient of I_V	$I_F = 30 \text{ mA}$		TC_{IV}		- 0.5		% / K

Note:

¹⁾ $T_{amb} = 25 \text{ }^\circ\text{C}$, unless otherwise specified

CHROMATICITY COORDINATE CLASSIFICATION				
GROUP	X		Y	
	MIN	MAX	MIN	MAX
3a	0.2900	0.3025	$Y = 1.4x - 0.121$	$Y = 1.4x - 0.071$
3b	0.3025	0.3150	$Y = 1.4x - 0.121$	$Y = 1.4x - 0.071$
3c	0.2900	0.3025	$Y = 1.4x - 0.171$	$Y = 1.4x - 0.121$
3d	0.3025	0.3150	$Y = 1.4x - 0.171$	$Y = 1.4x - 0.121$
4a	0.3150	0.3275	$Y = 1.4x - 0.121$	$Y = 1.4x - 0.071$
4b	0.3275	0.3400	$Y = 1.4x - 0.121$	$Y = 1.4x - 0.071$
4c	0.3150	0.3275	$Y = 1.4x - 0.171$	$Y = 1.4x - 0.121$
4d	0.3275	0.3400	$Y = 1.4x - 0.171$	$Y = 1.4x - 0.121$
5a	0.3400	0.3525	$Y = 1.4x - 0.121$	$Y = 1.4x - 0.071$
5b	0.3525	0.3650	$Y = 1.4x - 0.121$	$Y = 1.4x - 0.071$
5c	0.3400	0.3525	$Y = 1.4x - 0.171$	$Y = 1.4x - 0.121$
5d	0.3525	0.3650	$Y = 1.4x - 0.171$	$Y = 1.4x - 0.121$

Note:

Chromaticity coordinate groups are tested at a current pulse duration of 25 ms and a tolerance of ± 0.01 .

LUMINOUS INTENSITY CLASSIFICATION		
GROUP	LIGHT INTENSITY (MCD)	
	MIN	MAX
GG	1800	3600
HH	2400	4800
II	3200	6400
KK	4300	8600
LL	5750	11500

Note:

Luminous intensity is tested at a current pulse duration of 25 ms and an accuracy of $\pm 11 \%$.

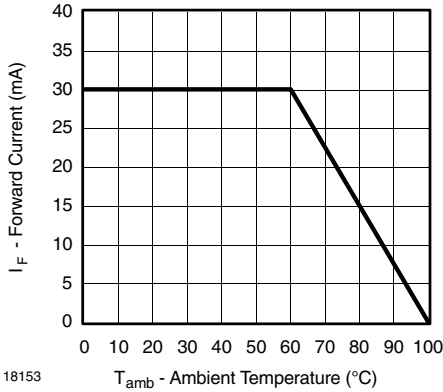
The above type Numbers represent the order groups which include only a few brightness groups. Only one group will be shipped on each reel (there will be no mixing of two groups on each reel). In order to ensure availability, single brightness groups will not be orderable.

In a similar manner for colors where wavelength groups are measured and binned, single wavelength groups will be shipped on any one reel.

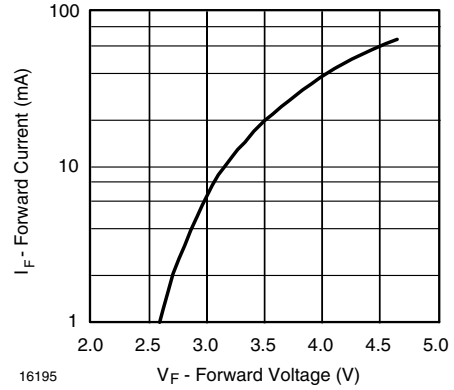
In order to ensure availability, single wavelength groups will not be orderable.

TYPICAL CHARACTERISTICS

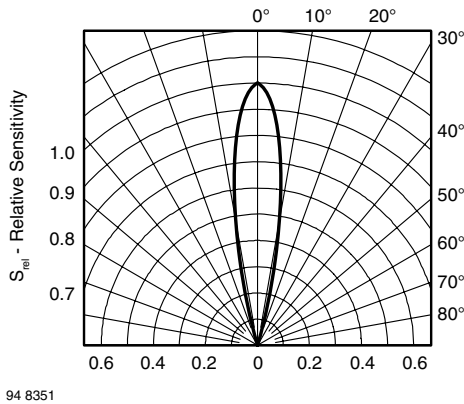
$T_{amb} = 25\text{ }^{\circ}\text{C}$, unless otherwise specified



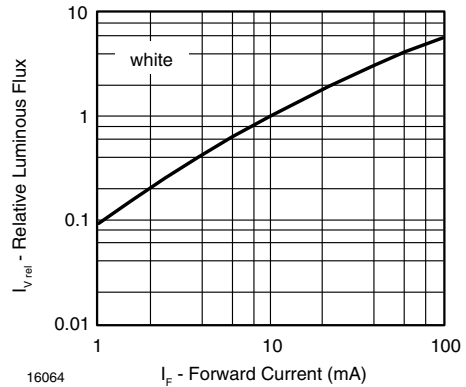
18153
Figure 1. Forward Current vs. Ambient Temperature



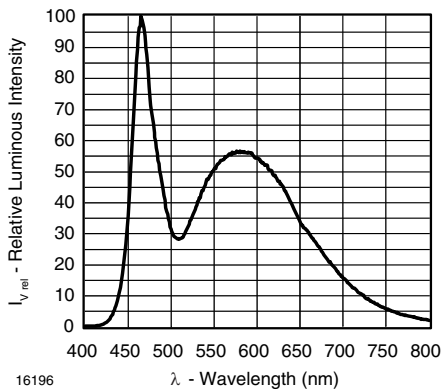
16195
Figure 4. Forward Current vs. Forward Voltage



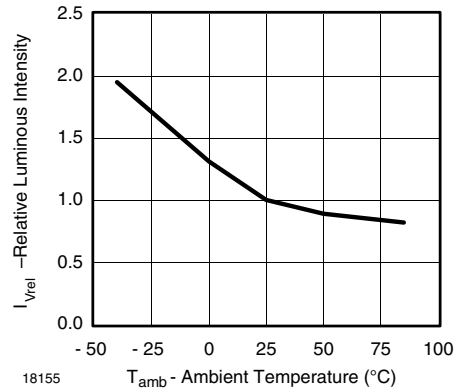
94 8351
Figure 2. Relative Radiant Sensitivity vs. Angular Displacement



16064
Figure 5. Relative Luminous Flux vs. Forward Current



16196
Figure 3. Relative Intensity vs. Wavelength



18155
Figure 6. Relative Luminous Intensity vs. Amb. Temperature

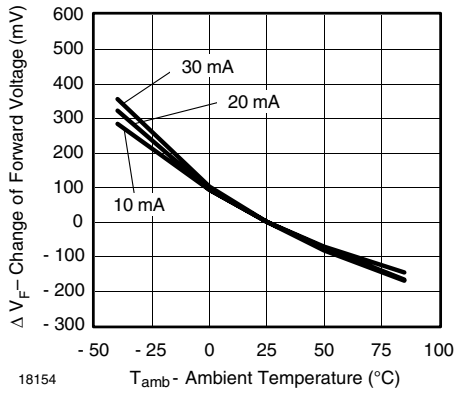


Figure 7. Change of Forward Voltage vs. Ambient Temperature

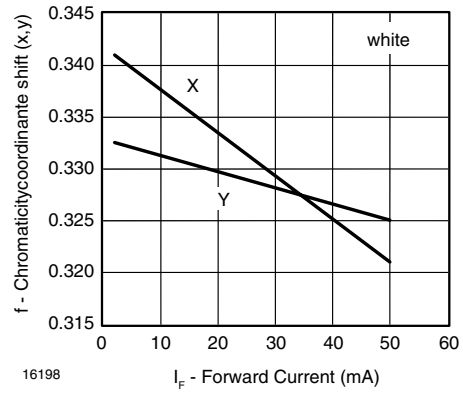


Figure 9. Chromaticity Coordinate Shift vs. Forward Current

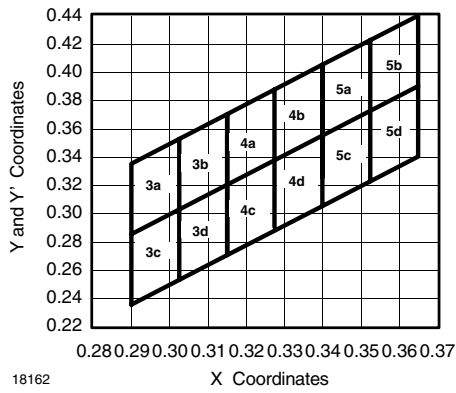
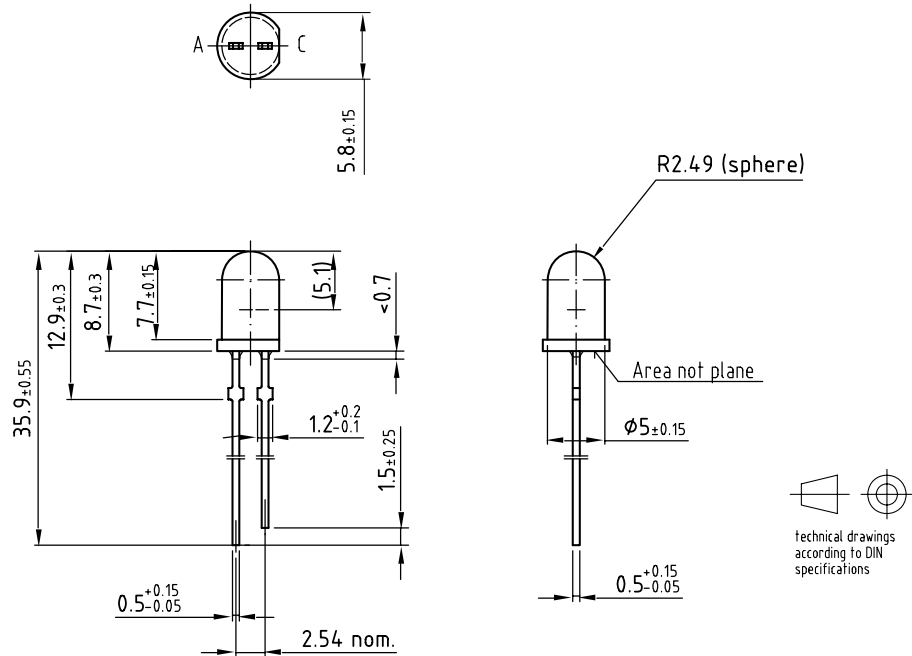


Figure 8. Coordinates of Colorgroups

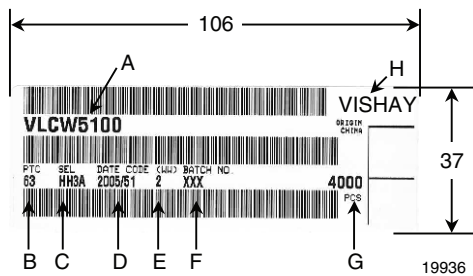
PACKAGE DIMENSIONS in millimeters



Drawing-No.: 6.544-5258.04-4
Issue: 6; 04.07.03

9612121

BAR CODE PRODUCT LABEL



- A) Type of component
- B) Manufacturing plant
- C) SEL - selection code (bin):
e.g.: HH = code for luminous intensity group
3A = code for color group
- D) Date code year/week
- E) Day code (e.g. 2: Tuesday)
- F) Batch no.
- G) Total quantity
- H) Company code

OZONE DEPLETING SUBSTANCES POLICY STATEMENT

It is the policy of Vishay Semiconductor GmbH to

1. Meet all present and future national and international statutory requirements.
2. Regularly and continuously improve the performance of our products, processes, distribution and operating systems with respect to their impact on the health and safety of our employees and the public, as well as their impact on the environment.

It is particular concern to control or eliminate releases of those substances into the atmosphere which are known as ozone depleting substances (ODSs).

The Montreal Protocol (1987) and its London Amendments (1990) intend to severely restrict the use of ODSs and forbid their use within the next ten years. Various national and international initiatives are pressing for an earlier ban on these substances.

Vishay Semiconductor GmbH has been able to use its policy of continuous improvements to eliminate the use of ODSs listed in the following documents.

1. Annex A, B and list of transitional substances of the Montreal Protocol and the London Amendments respectively
2. Class I and II ozone depleting substances in the Clean Air Act Amendments of 1990 by the Environmental Protection Agency (EPA) in the USA
3. Council Decision 88/540/EEC and 91/690/EEC Annex A, B and C (transitional substances) respectively.

Vishay Semiconductor GmbH can certify that our semiconductors are not manufactured with ozone depleting substances and do not contain such substances.

We reserve the right to make changes to improve technical design
and may do so without further notice.

Parameters can vary in different applications. All operating parameters must be validated for each customer application by the customer. Should the buyer use Vishay Semiconductors products for any unintended or unauthorized application, the buyer shall indemnify Vishay Semiconductors against all claims, costs, damages, and expenses, arising out of, directly or indirectly, any claim of personal damage, injury or death associated with such unintended or unauthorized use.

Vishay Semiconductor GmbH, P.O.B. 3535, D-74025 Heilbronn, Germany



Disclaimer

ALL PRODUCT, PRODUCT SPECIFICATIONS AND DATA ARE SUBJECT TO CHANGE WITHOUT NOTICE TO IMPROVE RELIABILITY, FUNCTION OR DESIGN OR OTHERWISE.

Vishay Intertechnology, Inc., its affiliates, agents, and employees, and all persons acting on its or their behalf (collectively, "Vishay"), disclaim any and all liability for any errors, inaccuracies or incompleteness contained in any datasheet or in any other disclosure relating to any product.

Vishay makes no warranty, representation or guarantee regarding the suitability of the products for any particular purpose or the continuing production of any product. To the maximum extent permitted by applicable law, Vishay disclaims (i) any and all liability arising out of the application or use of any product, (ii) any and all liability, including without limitation special, consequential or incidental damages, and (iii) any and all implied warranties, including warranties of fitness for particular purpose, non-infringement and merchantability.

Statements regarding the suitability of products for certain types of applications are based on Vishay's knowledge of typical requirements that are often placed on Vishay products in generic applications. Such statements are not binding statements about the suitability of products for a particular application. It is the customer's responsibility to validate that a particular product with the properties described in the product specification is suitable for use in a particular application. Parameters provided in datasheets and/or specifications may vary in different applications and performance may vary over time. All operating parameters, including typical parameters, must be validated for each customer application by the customer's technical experts. Product specifications do not expand or otherwise modify Vishay's terms and conditions of purchase, including but not limited to the warranty expressed therein.

Except as expressly indicated in writing, Vishay products are not designed for use in medical, life-saving, or life-sustaining applications or for any other application in which the failure of the Vishay product could result in personal injury or death. Customers using or selling Vishay products not expressly indicated for use in such applications do so at their own risk and agree to fully indemnify and hold Vishay and its distributors harmless from and against any and all claims, liabilities, expenses and damages arising or resulting in connection with such use or sale, including attorneys fees, even if such claim alleges that Vishay or its distributor was negligent regarding the design or manufacture of the part. Please contact authorized Vishay personnel to obtain written terms and conditions regarding products designed for such applications.

No license, express or implied, by estoppel or otherwise, to any intellectual property rights is granted by this document or by any conduct of Vishay. Product names and markings noted herein may be trademarks of their respective owners.