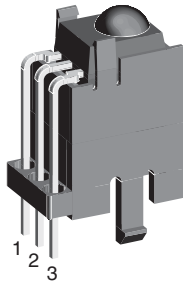
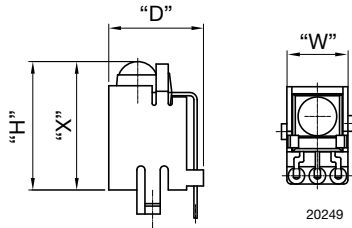


IR Receiver Modules for Remote Control Systems



16666



20249

FEATURES

- Compliant to RoHS Directive 2002/95/EC and in accordance to WEEE 2002/96/EC

Note

** Please see document "Vishay Material Category Policy": www.vishay.com/doc?99902

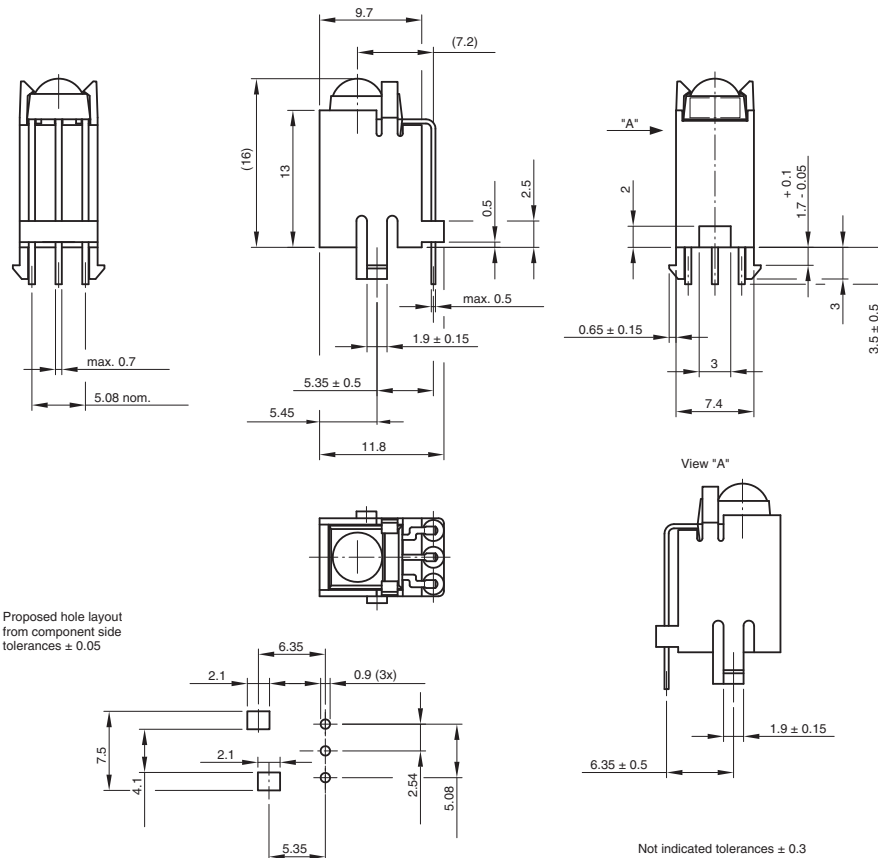


AVAILABLE FOR

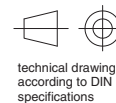
- TSOP34...
- TSOP4...
- TSOP32...
- TSOP2....

NAME	LENS AXIS (X)	VIEW	TYPE	HEIGHT (H)	WIDTH (W)	DEPTH (D)
RF1	16	Top	Holder	16	7.4	11.8

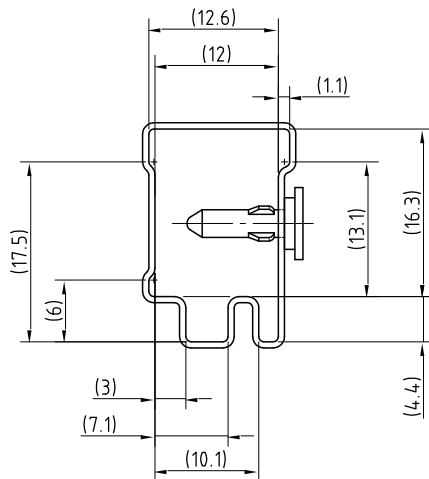
MECHANICAL DIMENSIONS in millimeters



Drawing-No.: 6.550-5191.01-4
Issue: 4; 04.08.09
16795

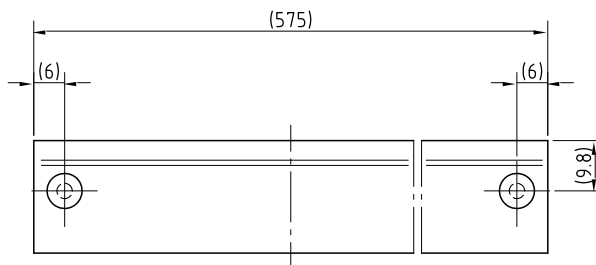


PACKAGING DIMENSIONS in millimeters

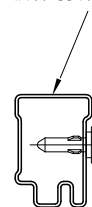


Wanddicke/wall thickness: 0.6

Bohrungen durchgehend
holes on both sides



Druck / Printing for tubes
1.400-5548.0-3 Version 1

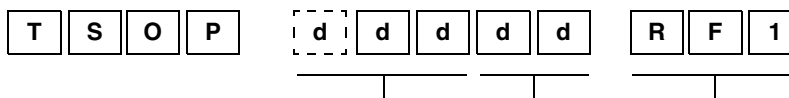


1:1

Drawing-No.: 9.700-5210.0-4
Rev. 7; Date: 20.11.03

20259-1

ORDERING INFORMATION



2 or 3 digit product series 2 digit frequency Holder type

Note

d = "digit", please consult the list of available series on the previous page to create a valid part number.

Example: TSOP14838RF1

PACKAGING QUANTITY

- 68 pieces per tube
- 30 tubes per carton