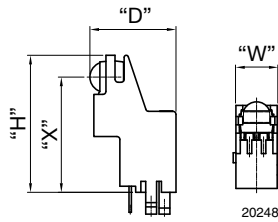
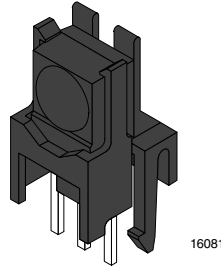


IR Receiver Modules for Remote Control Systems


FEATURES

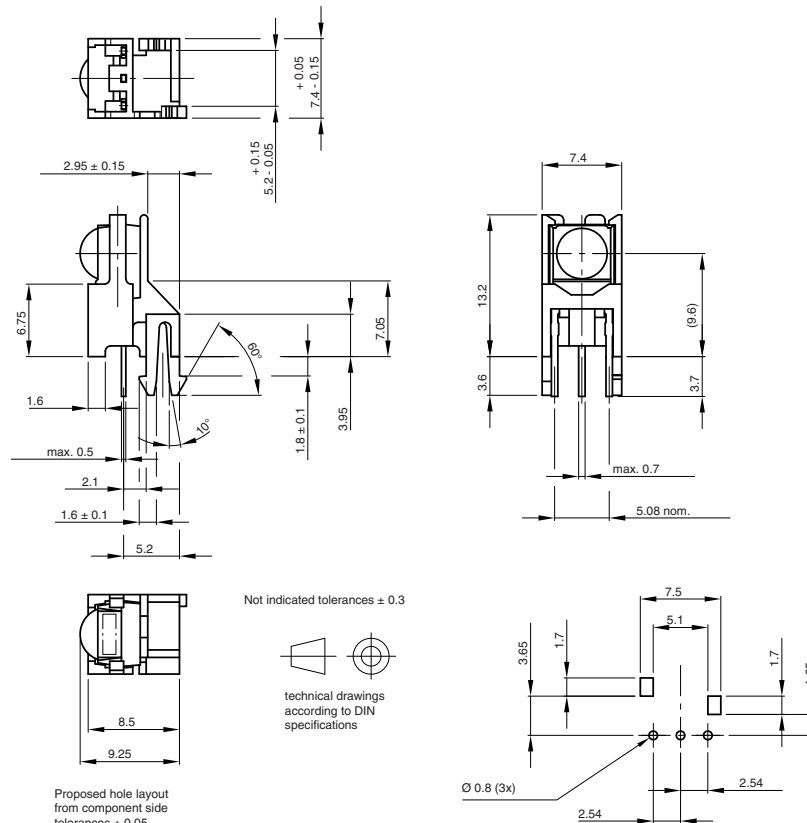
- Compliant to RoHS Directive 2002/95/EC and in accordance to WEEE 2002/96/EC


AVAILABLE FOR:

- TSOP34...
- TSOP4....
- TSOP32...
- TSOP2....



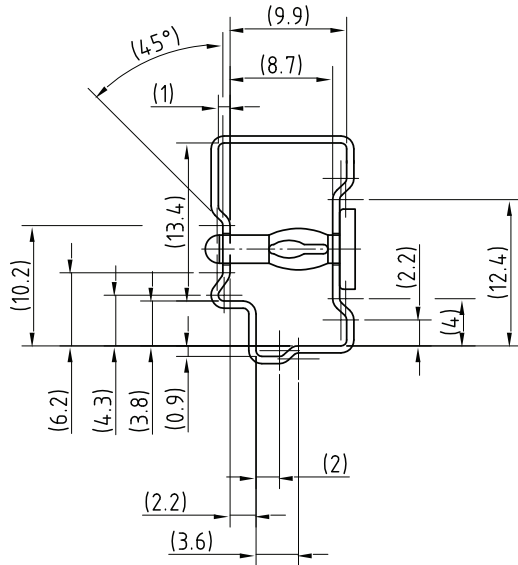
NAME	LENS AXIS (X)	VIEW	TYPE	HEIGHT (H)	WIDTH (W)	DEPTH (D)
UH1	9.6	Side	Holder	13.2	7.4	9.25

MECHANICAL DIMENSIONS in millimeters


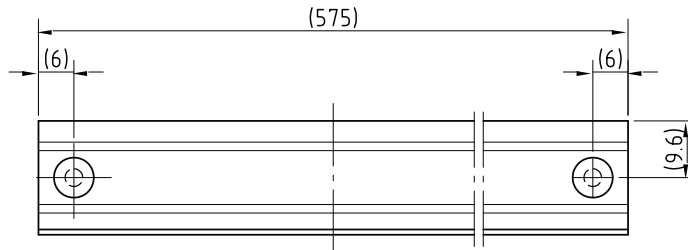
Drawing-No.: 6.550-5178.01-4
Issue: 3; 04.08.09
14433

** Please see document "Vishay Material Category Policy": www.vishay.com/doc?99902

PACKAGING DIMENSIONS in millimeters



Wanddicke/wall thickness: 0.6
Bohrungen durchgehend
holes on both sides



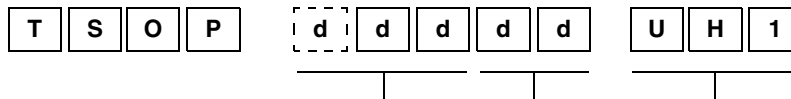
Druck / Printing for tubes
1.400-5548.0-3 Version 1

1:1

Drawing-No.: 9.700-5211.0-4
Rev. 10; Date: 20.11.03

20260-1

ORDERING INFORMATION



2 or 3 digit product series 2 digit frequency Holder type

Note

d = "digit", please consult the list of available series on the previous page to create a valid part number.

Example: TSOP14838UH1

PACKING QUANTITY

- 72 pieces per tube
- 33 tubes per carton