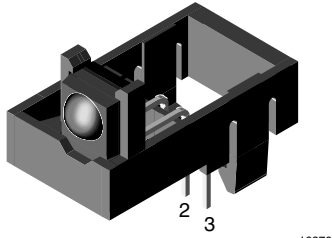
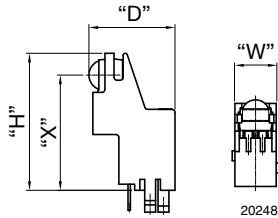


IR Receiver Modules for Remote Control Systems



16870



20248

FEATURES

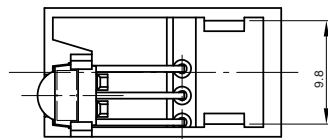
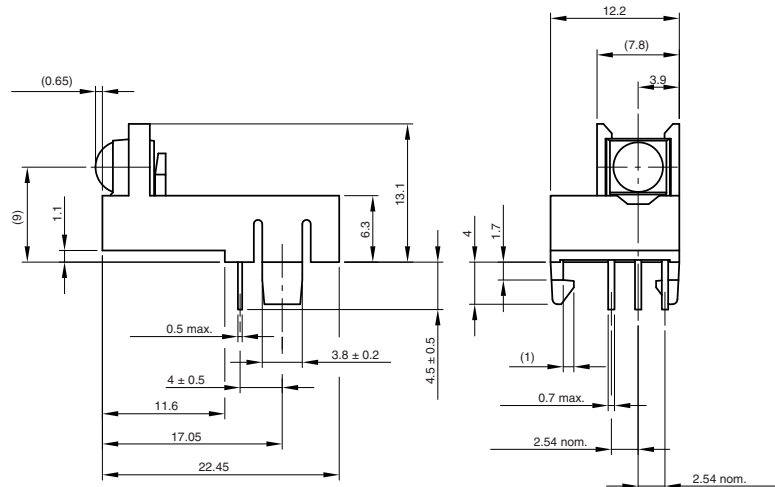
- Compliant to RoHS Directive 2002/95/EC and in accordance to WEEE 2002/96/EC

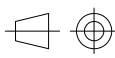
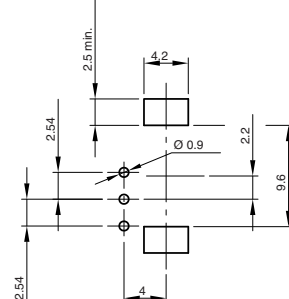

RoHS
 COMPLIANT
GREEN
 [5-2008]**

AVAILABLE FOR:

- TSOP34...
- TSOP4....
- TSOP32...
- TSOP2....

NAME	LENS AXIS (X)	VIEW	TYPE	HEIGHT (H)	WIDTH (W)	DEPTH (D)
MQ1	9	Side	Holder	13.1	12.2	23.1

MECHANICAL DIMENSIONS in millimeters

 tolerances ± 0.3

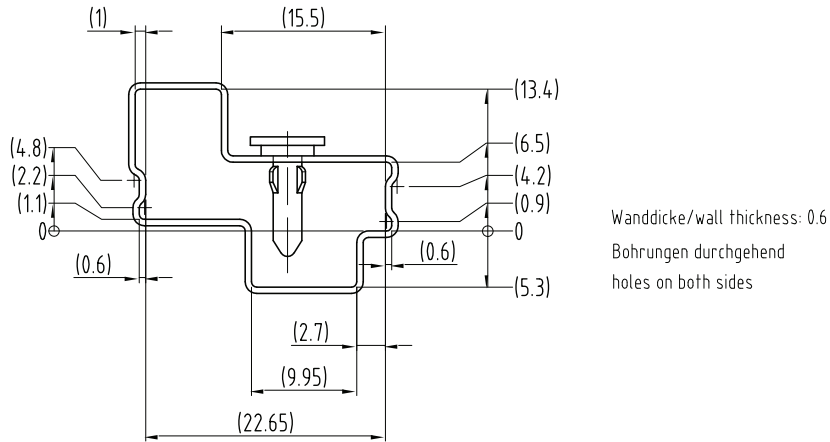
 Proposed hole layout
 component side
 (for reference only)

 technical drawings
 according to DIN
 specifications

 Drawing-No.: 6.550-5221.01-4
 Issue: 4; 04.08.09
 16211

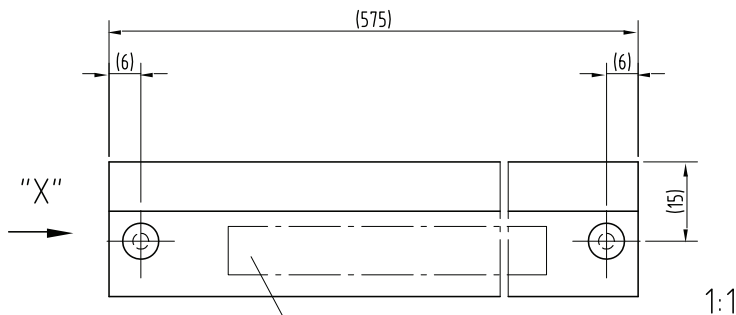
 ** Please see document "Vishay Material Category Policy": www.vishay.com/doc?99902

PACKAGING DIMENSIONS in millimeters

"X"
90° gedreht / 90° turned



Wanddicke/wall thickness: 0.6
Bohrungen durchgehend
holes on both sides

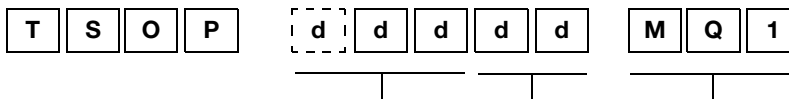


Drawing-No.: 9.700-5242.0-4
Rev. 2; Date: 20.11.03

Druck / Printing for tubes
1.400-5548.0-3 Version 1

20268-1

ORDERING INFORMATION



2 or 3 digit product series 2 digit frequency Holder type

Note

d = "digit", please consult the list of available series on the previous page to create a valid part number.

Example: TSOP32138MQ1

PACKING QUANTITY

- 45 pieces per tube
- 20 tubes per carton