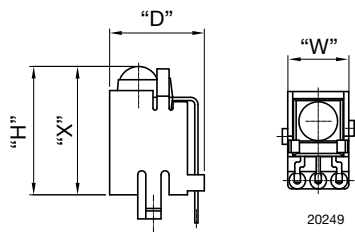



# IR Receiver Modules for Remote Control Systems


**FEATURES**

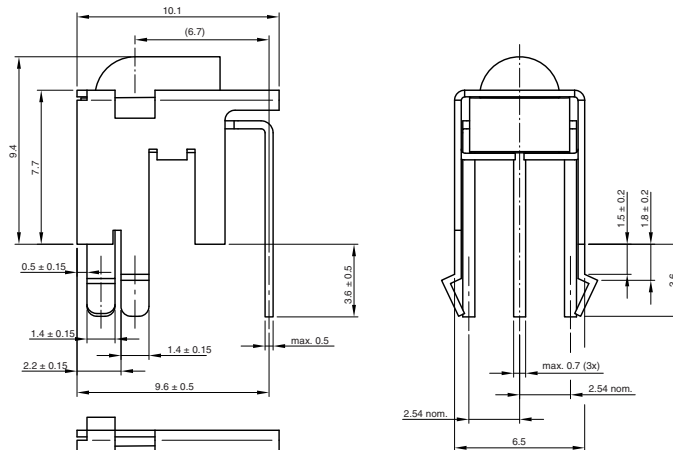
- Compliant to RoHS Directive 2002/95/EC and in accordance to WEEE 2002/96/EC


**AVAILABLE FOR:**

- TSOP58...
- TSOP59...
- TSOP38...
- TSOP39...
- TSOP98...



NAME	LENS AXIS (X)	VIEW	TYPE	HEIGHT (H)	WIDTH (W)	DEPTH (D)
CZ1	9.4	Top	Holder	9.4	6.5	10.1

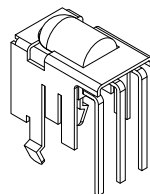
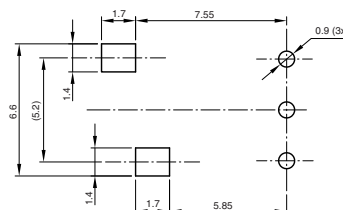
**MECHANICAL DIMENSIONS** in millimeters


Not indicated tolerances ± 0.3

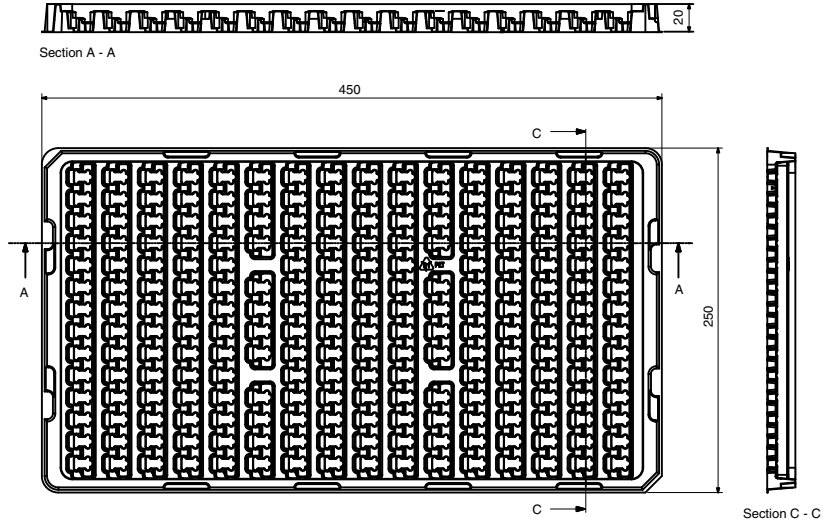


technical drawings according to DIN specifications

Proposed hole layout from component side (for reference only)

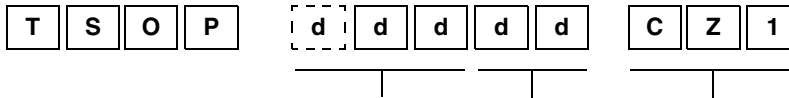

 Drawing no.: 6.550-5288.01-4  
 Issue: 2; 06.03.09  
 20231

 \*\* Please see document "Vishay Material Category Policy": [www.vishay.com/doc?99902](http://www.vishay.com/doc?99902)

**PACKAGING DIMENSIONS** in millimeters



Drawing-No. 9.700-5307.01-1  
Issue 1; 17.06.09  
21799

**ORDERING INFORMATION**



2 or 3 digit product series    2 digit frequency    Holder type

**Note**

d = "digit", please consult the list of available series on the previous page to create a valid part number.

**Example: TSOP39238CZ1**

**PACKING QUANTITY**

- 220 pieces per tray
- 7 trays per carton