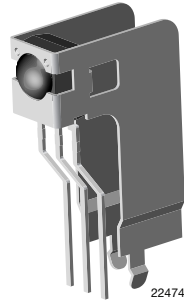
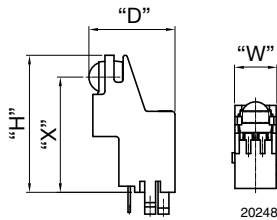


# IR Receiver Modules for Remote Control Systems



22474



20248

**FEATURES**

- Compliant to RoHS Directive 2002/95/EC and in accordance to WEEE 2002/96/EC

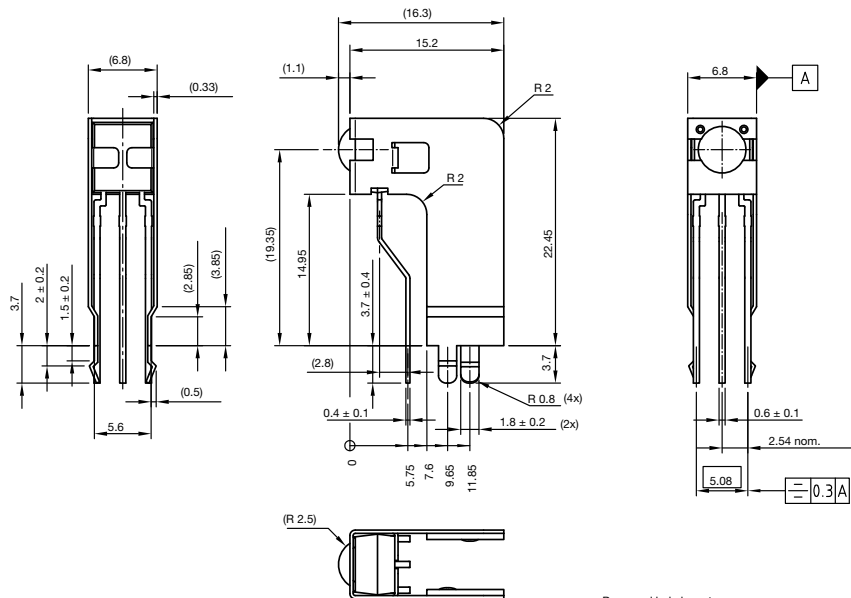


**RoHS**  
COMPLIANT  
**GREEN**  
[5-2008]\*\*

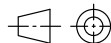
**AVAILABLE FOR:**

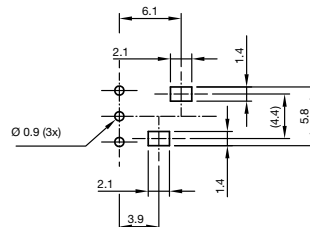
- TSOP34...
- TSOP4....
- TSOP32...
- TSOP2....

NAME	LENS AXIS (X)	VIEW	TYPE	HEIGHT (H)	WIDTH (W)	DEPTH (D)
CD1	19.35	Side	Holder	22.45	6.8	16.3

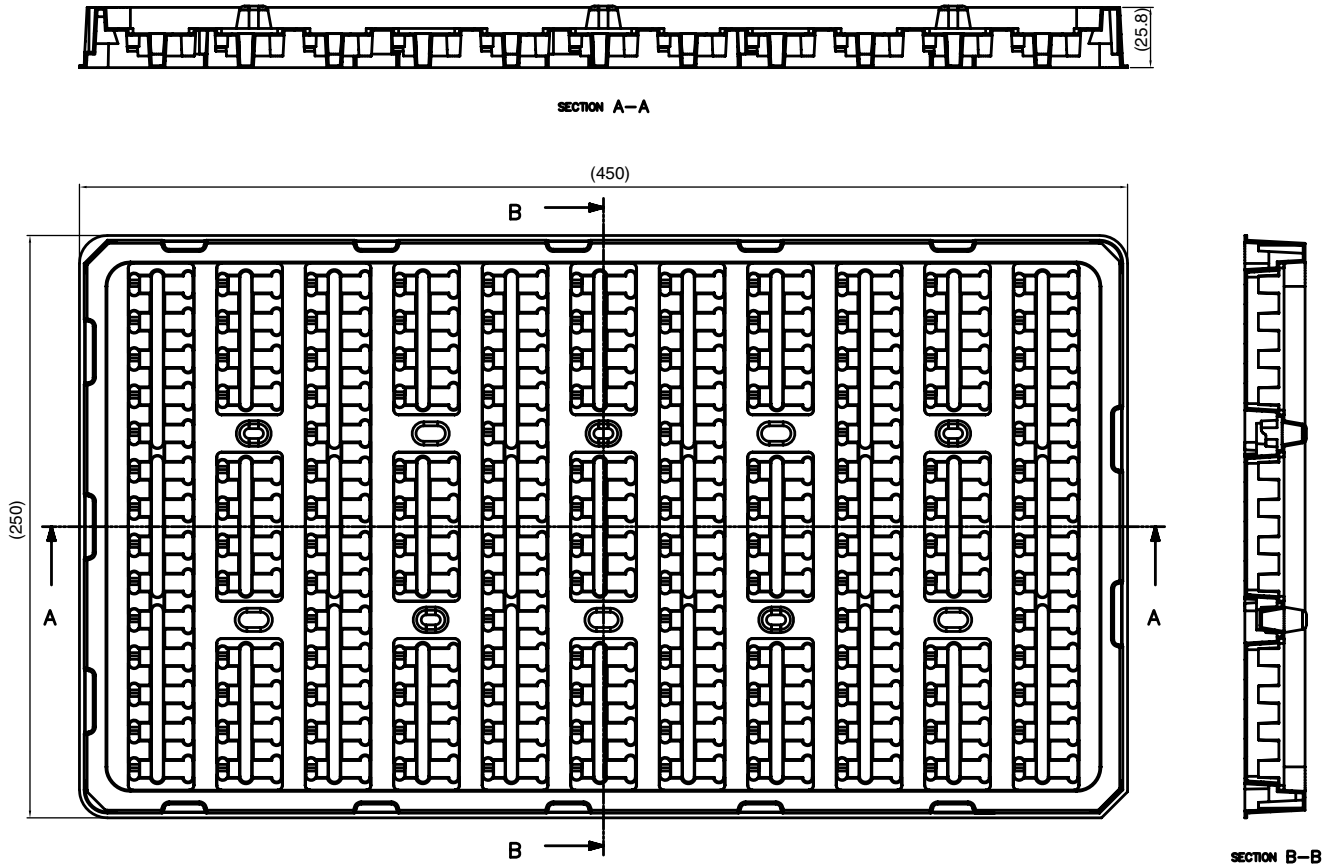
**MECHANICAL DIMENSIONS** in millimeters


Not indicated tolerances ± 0.3

 Proposed hole layout  
component side  
(for reference only)

 technical drawings  
according to DIN  
specifications

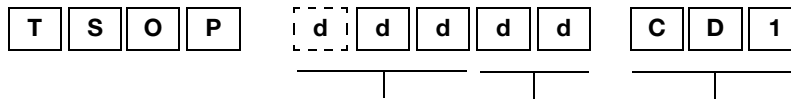
 Drawing-No.: 6.550-5310.01-4  
Issue: 2/17.11.10  
22473

 \*\* Please see document "Vishay Material Category Policy": [www.vishay.com/doc?99902](http://www.vishay.com/doc?99902)

**PACKAGING DIMENSIONS** in millimeters



Drawing-No.: 9.700-5370.0-1  
 Rev: 2; Date: 29.11.10  
 22475

**ORDERING INFORMATION**



2 or 3 digit product series    2 digit frequency    Holder type

**Note**

d = "digit", please consult the list of available series on the previous page to create a valid part number.

**Example: TSOP32336CD1**

**PACKING QUANTITY**

- 144 pieces per tray
- 4 trays per carton