

Small Signal Zener Diodes



FEATURES

- Very sharp reverse characteristic
- Low reverse current level
- Available with tighter tolerances
- Very high stability
- Low noise
- V_Z - tolerance $\pm 5\%$
- Material categorization: for definitions of compliance please see www.vishay.com/doc?99912


RoHS
COMPLIANT

LINKS TO ADDITIONAL RESOURCES



APPLICATIONS

- Voltage stabilization

| PRIMARY CHARACTERISTICS | | |
|-------------------------|---------------------|------|
| PARAMETER | VALUE | UNIT |
| V_Z range nom. | 2.4 to 75 | V |
| Test current I_{ZT} | 1.7 to 20 | mA |
| V_Z specification | Thermal equilibrium | |
| Circuit configuration | Single | |

| ORDERING INFORMATION | | | |
|----------------------|----------------------------------|-----------------------|------------------------|
| DEVICE NAME | ORDERING CODE | TAPED UNITS PER REEL | MINIMUM ORDER QUANTITY |
| TZQ5221B to TZQ5267B | TZQ5221B to TZQ5267-series-GS18 | 10 000 (per 13" reel) | 10 000/box |
| TZQ5221B to TZQ5267B | TZQ5221B to TZQ5267B-series-GS08 | 2500 (per 7" reel) | 12 500/box |

| PACKAGE | | | | |
|---------------------|---------------|--------------------------------------|-----------------------------------|--------------------------|
| PACKAGE NAME | WEIGHT | MOLDING COMPOUND FLAMMABILITY RATING | MOISTURE SENSITIVITY LEVEL | SOLDERING CONDITIONS |
| QuadroMELF (SOD-80) | approx. 34 mg | UL 94 V-0 | MSL level 1 (according J-STD-020) | 260 °C/10 s at terminals |

| ABSOLUTE MAXIMUM RATINGS ($T_{amb} = 25\text{ °C}$, unless otherwise specified) | | | | |
|---|------------------------------------|------------|---------------|------|
| PARAMETER | TEST CONDITION | SYMBOL | VALUE | UNIT |
| Power dissipation | $R_{thJA} \leq 300\text{ K/W}$ | P_{tot} | 500 | mW |
| Zener current | | I_Z | P_{tot}/V_Z | mA |
| Junction to ambient air | On PC board 50 mm x 50 mm x 1.6 mm | R_{thJA} | 500 | K/W |
| Junction temperature, maximum | | T_j | 175 | °C |
| Storage temperature range | | T_{stg} | -65 to +175 | °C |
| Forward voltage (max.) | $I_F = 200\text{ mA}$ | V_F | 1.5 | V |



| ELECTRICAL CHARACTERISTICS (T _{amb} = 25 °C, unless otherwise specified) | | | | | | | | |
|---|------------------------------------|------------------|------------------|----------------------------------|-----|------------------------------------|-------------------------------------|-------------------------|
| PART NUMBER | ZENER VOLTAGE RANGE | TEST CURRENT | | REVERSE LAEKAGE CURRENT | | DYNAMIC RESISTANCE | | TEMPERATURE COEFFICIENT |
| | V _Z at I _{ZT1} | I _{ZT1} | I _{ZT2} | I _R at V _R | | Z _Z at I _{ZT1} | Z _{ZK} at I _{ZT2} | TK _{VZ} |
| | V | mA | | µA | V | Ω | | %/K |
| | NOM. | | | | | | | |
| TZQ5221B | 2.4 | 20 | 0.25 | < 100 | 1 | < 30 | < 1200 | < -0.085 |
| TZQ5222B | 2.5 | 20 | 0.25 | < 100 | 1 | < 30 | < 1250 | < -0.085 |
| TZQ5223B | 2.7 | 20 | 0.25 | < 75 | 1 | < 30 | < 1300 | < -0.080 |
| TZQ5224B | 2.8 | 20 | 0.25 | < 75 | 1 | < 30 | < 1400 | < -0.080 |
| TZQ5225B | 3 | 20 | 0.25 | < 50 | 1 | < 29 | < 1600 | < -0.075 |
| TZQ5226B | 3.3 | 20 | 0.25 | < 25 | 1 | < 28 | < 1600 | < -0.070 |
| TZQ5227B | 3.6 | 20 | 0.25 | < 15 | 1 | < 24 | < 1700 | < -0.065 |
| TZQ5228B | 3.9 | 20 | 0.25 | < 10 | 1 | < 23 | < 1900 | < -0.060 |
| TZQ5229B | 4.3 | 20 | 0.25 | < 5 | 1 | < 22 | < 2000 | < ± 0.055 |
| TZQ5230B | 4.7 | 20 | 0.25 | < 5 | 2 | < 19 | < 1900 | < ± 0.030 |
| TZQ5231B | 5.1 | 20 | 0.25 | < 5 | 2 | < 17 | < 1600 | < ± 0.030 |
| TZQ5232B | 5.6 | 20 | 0.25 | < 5 | 3 | < 11 | < 1600 | < +0.038 |
| TZQ5233B | 6 | 20 | 0.25 | < 5 | 3.5 | < 7 | < 1600 | < +0.038 |
| TZQ5234B | 6.2 | 20 | 0.25 | < 5 | 4 | < 7 | < 1000 | < +0.045 |
| TZQ5235B | 6.8 | 20 | 0.25 | < 3 | 5 | < 5 | < 750 | < +0.050 |
| TZQ5236B | 7.5 | 20 | 0.25 | < 3 | 6 | < 6 | < 500 | < +0.058 |
| TZQ5237B | 8.2 | 20 | 0.25 | < 3 | 6.5 | < 8 | < 500 | < +0.062 |
| TZQ5238B | 8.7 | 20 | 0.25 | < 3 | 6.5 | < 8 | < 600 | < +0.065 |
| TZQ5239B | 9.1 | 20 | 0.25 | < 3 | 7 | < 10 | < 600 | < +0.068 |
| TZQ5240B | 10 | 20 | 0.25 | < 3 | 8 | < 17 | < 600 | < +0.075 |
| TZQ5241B | 11 | 20 | 0.25 | < 2 | 8.4 | < 22 | < 600 | < +0.076 |
| TZQ5242B | 12 | 20 | 0.25 | < 1 | 9.1 | < 30 | < 600 | < +0.077 |
| TZQ5243B | 13 | 9.5 | 0.25 | < 0.5 | 9.9 | < 13 | < 600 | < +0.079 |
| TZQ5244B | 14 | 9 | 0.25 | < 0.1 | 10 | < 15 | < 600 | < +0.082 |
| TZQ5245B | 15 | 8.5 | 0.25 | < 0.1 | 11 | < 16 | < 600 | < +0.082 |
| TZQ5246B | 16 | 7.8 | 0.25 | < 0.1 | 12 | < 17 | < 600 | < +0.083 |
| TZQ5247B | 17 | 7.4 | 0.25 | < 0.1 | 13 | < 19 | < 600 | < +0.084 |
| TZQ5248B | 18 | 7 | 0.25 | < 0.1 | 14 | < 21 | < 600 | < +0.085 |
| TZQ5249B | 19 | 6.6 | 0.25 | < 0.1 | 14 | < 23 | < 600 | < +0.086 |
| TZQ5250B | 20 | 6.2 | 0.25 | < 0.1 | 15 | < 25 | < 600 | < +0.086 |
| TZQ5251B | 22 | 5.6 | 0.25 | < 0.1 | 17 | < 29 | < 600 | < +0.087 |
| TZQ5252B | 24 | 5.2 | 0.25 | < 0.1 | 18 | < 33 | < 600 | < +0.088 |
| TZQ5253B | 25 | 5 | 0.25 | < 0.1 | 19 | < 35 | < 600 | < +0.089 |
| TZQ5254B | 27 | 4.6 | 0.25 | < 0.1 | 21 | < 41 | < 600 | < +0.090 |
| TZQ5255B | 28 | 4.5 | 0.25 | < 0.1 | 21 | < 44 | < 600 | < +0.091 |
| TZQ5256B | 30 | 4.2 | 0.25 | < 0.1 | 23 | < 49 | < 600 | < +0.091 |
| TZQ5257B | 33 | 3.8 | 0.25 | < 0.1 | 25 | < 58 | < 700 | < +0.092 |
| TZQ5258B | 36 | 3.4 | 0.25 | < 0.1 | 27 | < 70 | < 700 | < +0.093 |
| TZQ5259B | 39 | 3.2 | 0.25 | < 0.1 | 30 | < 80 | < 800 | < +0.094 |
| TZQ5260B | 43 | 3 | 0.25 | < 0.1 | 33 | < 93 | < 900 | < +0.095 |
| TZQ5261B | 47 | 2.7 | 0.25 | < 0.1 | 36 | < 105 | < 1000 | < +0.095 |
| TZQ5262B | 51 | 2.5 | 0.25 | < 0.1 | 39 | < 125 | < 1100 | < +0.096 |
| TZQ5263B | 56 | 2.2 | 0.25 | < 0.1 | 43 | < 150 | < 1300 | < +0.096 |
| TZQ5264B | 60 | 2.1 | 0.25 | < 0.1 | 46 | < 170 | < 1400 | < +0.097 |
| TZQ5265B | 62 | 2 | 0.25 | < 0.1 | 47 | < 185 | < 1400 | < +0.097 |
| TZQ5266B | 68 | 1.8 | 0.25 | < 0.1 | 52 | < 230 | < 1600 | < +0.097 |
| TZQ5267B | 75 | 1.7 | 0.25 | < 0.1 | 56 | < 270 | < 1700 | < +0.098 |

Note

- Based on DC measurement at thermal equilibrium; case temperature maintained at 30 °C ± 2 °C



BASIC CHARACTERISTICS ($T_{amb} = 25\text{ }^\circ\text{C}$, unless otherwise specified)

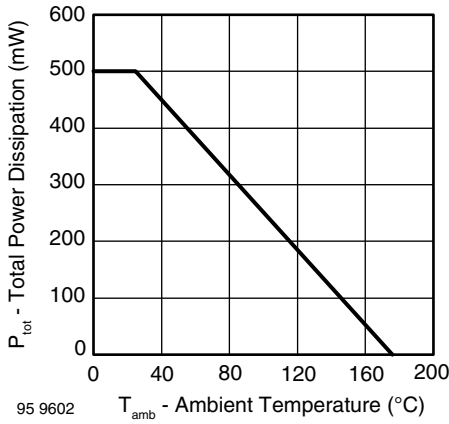


Fig. 1 - Total Power Dissipation vs. Ambient Temperature

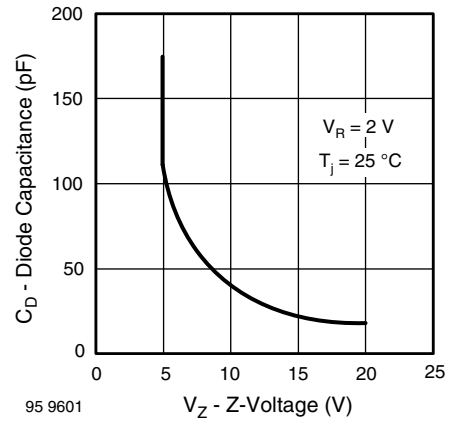


Fig. 4 - Diode Capacitance vs. Z-Voltage

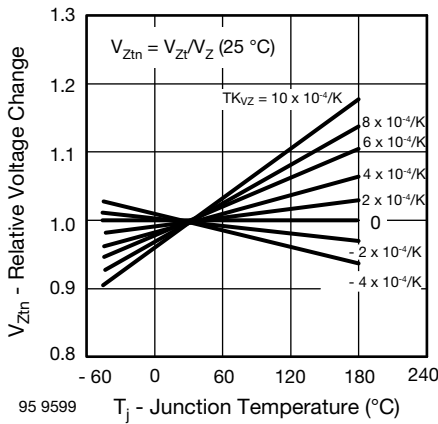


Fig. 2 - Typical Change of Working Voltage vs. Junction Temperature

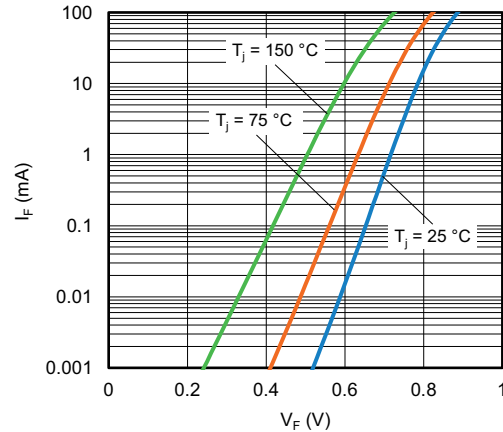


Fig. 5 - Typical Forward Current I_F vs. Forward Voltage V_F

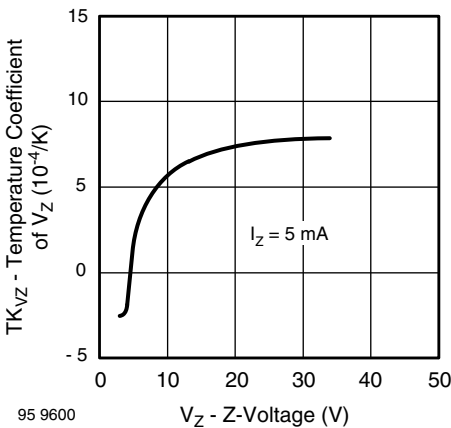


Fig. 3 - Typical Temperature Coefficient of V_Z vs. Z-Voltage

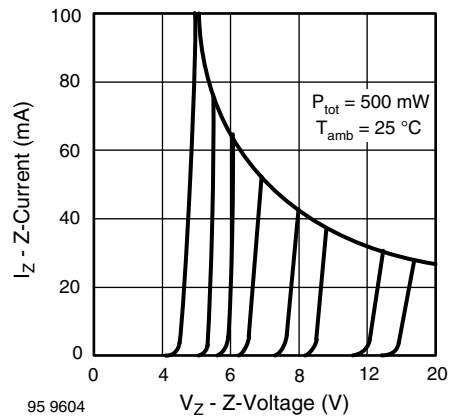


Fig. 6 - Typical Z-Current vs. Z-Voltage

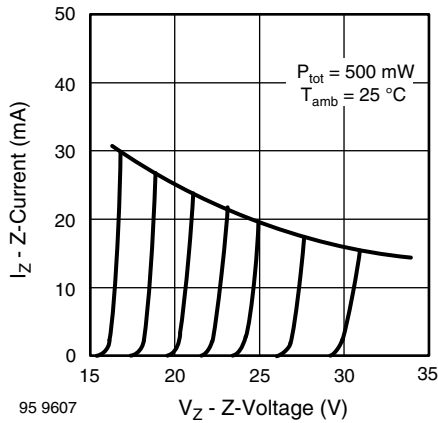


Fig. 7 - Typical Z-Current vs. Z-Voltage

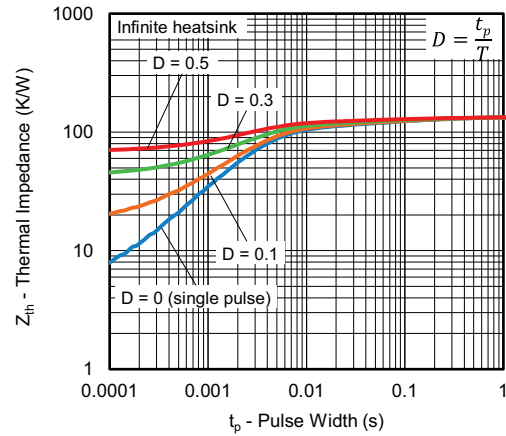
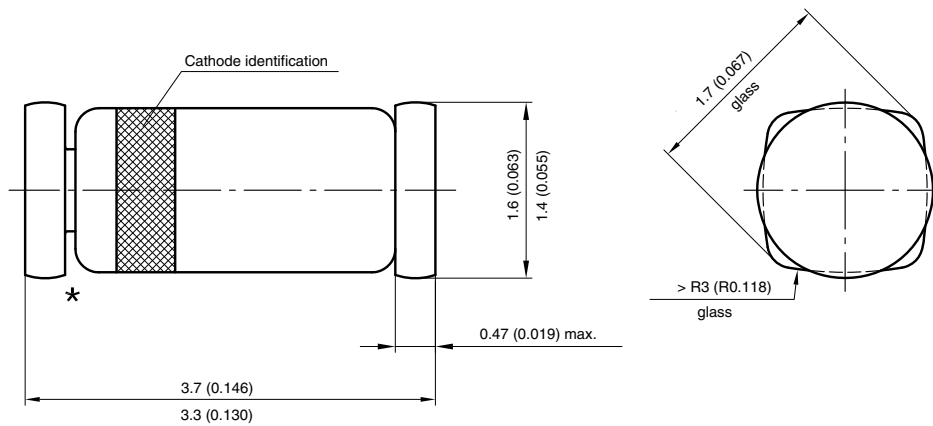
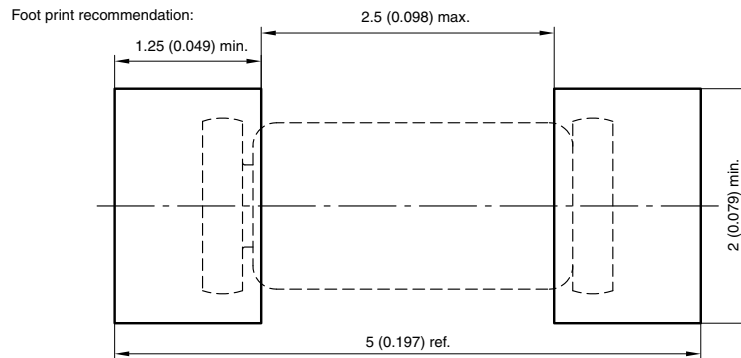


Fig. 8 - Typical Thermal Response

PACKAGE DIMENSIONS in millimeters (inches): **QuadroMELF SOD-80**



★ The gap between plug and glass can be either on cathode or anode side



Created - Date: 03.November.2003
 Rev. 11 - Date: 07.June 2006
 Document no.: 6.560-5006.01-4
 96 12071



Disclaimer

ALL PRODUCT, PRODUCT SPECIFICATIONS AND DATA ARE SUBJECT TO CHANGE WITHOUT NOTICE TO IMPROVE RELIABILITY, FUNCTION OR DESIGN OR OTHERWISE.

Vishay Intertechnology, Inc., its affiliates, agents, and employees, and all persons acting on its or their behalf (collectively, "Vishay"), disclaim any and all liability for any errors, inaccuracies or incompleteness contained in any datasheet or in any other disclosure relating to any product.

Vishay makes no warranty, representation or guarantee regarding the suitability of the products for any particular purpose or the continuing production of any product. To the maximum extent permitted by applicable law, Vishay disclaims (i) any and all liability arising out of the application or use of any product, (ii) any and all liability, including without limitation special, consequential or incidental damages, and (iii) any and all implied warranties, including warranties of fitness for particular purpose, non-infringement and merchantability.

Statements regarding the suitability of products for certain types of applications are based on Vishay's knowledge of typical requirements that are often placed on Vishay products in generic applications. Such statements are not binding statements about the suitability of products for a particular application. It is the customer's responsibility to validate that a particular product with the properties described in the product specification is suitable for use in a particular application. Parameters provided in datasheets and / or specifications may vary in different applications and performance may vary over time. All operating parameters, including typical parameters, must be validated for each customer application by the customer's technical experts. Product specifications do not expand or otherwise modify Vishay's terms and conditions of purchase, including but not limited to the warranty expressed therein.

Hyperlinks included in this datasheet may direct users to third-party websites. These links are provided as a convenience and for informational purposes only. Inclusion of these hyperlinks does not constitute an endorsement or an approval by Vishay of any of the products, services or opinions of the corporation, organization or individual associated with the third-party website. Vishay disclaims any and all liability and bears no responsibility for the accuracy, legality or content of the third-party website or for that of subsequent links.

Vishay products are not designed for use in life-saving or life-sustaining applications or any application in which the failure of the Vishay product could result in personal injury or death unless specifically qualified in writing by Vishay. Customers using or selling Vishay products not expressly indicated for use in such applications do so at their own risk. Please contact authorized Vishay personnel to obtain written terms and conditions regarding products designed for such applications.

No license, express or implied, by estoppel or otherwise, to any intellectual property rights is granted by this document or by any conduct of Vishay. Product names and markings noted herein may be trademarks of their respective owners.