

## Quartz Crystals



### FEATURES

- Ultra-miniature size: 5.0 x 3.2 x 0.8 (mm)
- Wide frequency range
- Seam sealing
- Emboss taping
- Compliant to RoHS Directive 2002/95/EC


**RoHS**  
COMPLIANT

The XT35 is a miniature SMD crystal with 5.0 x 3.2 (mm) ceramic package and a height of 0.8 mm. 12 MHz to 25 MHz frequency makes it widely applied in PDA, GPS, MP3, and portable instruments.

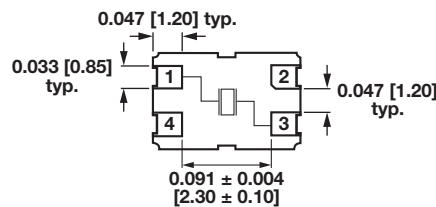
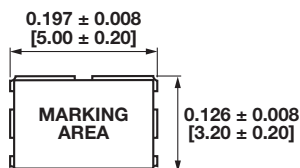
### STANDARD ELECTRICAL SPECIFICATIONS

PARAMETER	SYMBOL	CONDITION	UNIT	MIN.	TYP.	MAX.
Frequency range	$F_0$		MHz	12.000	-	25.000
Frequency tolerance	$\Delta F/F_0$	at 25 °C	ppm	-	± 30	-
Temperature stability	$T_C$	ref. to 25 °C	ppm	-	± 50	-
Operating temperature range	$T_{OPR}$		°C	0	-	+ 70
Storage temperature range	$T_{STG}$		°C	- 55	-	+ 125
Shunt capacitance	$C_0$		pF	-	-	7
Load capacitance	$C_L$	customer specified	pF	10	-	series
Insulation resistance	$I_R$	100 V <sub>DC</sub>	MΩ	500	-	-
Drive level	$D_L$		μW	10	50	100
Aging	$F_a$	at 25 °C, per year	ppm	- 5	-	+ 5

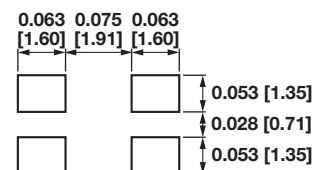
### EQUIVALENT SERIES RESISTANCE (ESR) AND MODE OF VIBRATION (MODE)

FREQUENCY RANGE (MHz)	MAX. ESR (Ω)	MODE
12.000 to 19.999	80	fundamental
20.000 to 25.000	70	fundamental

### DIMENSIONS in inches [millimeters]



#### Recommended Solder Pattern



Note  
Pin #2 and pin #4 are connected through cover, in case connected to GND. Frequency might be drifted.



ORDERING INFORMATION			
<b>XT35</b> MODEL	<b>-20</b> LOAD blank = series -20 = 20 pF -32 = 32 pF -16 = 16 pF	<b>25M</b> FREQUENCY/MHz	<b>e4</b> JEDEC LEAD (Pb)-FREE STANDARD

GLOBAL PART NUMBER													
<table border="1"> <tr><td>X</td><td>T</td><td>3</td><td>5</td></tr> </table> MODEL	X	T	3	5	<table border="1"> <tr><td>2</td><td>0</td></tr> </table> LOAD	2	0	<table border="1"> <tr><td>A</td></tr> </table> PACKAGE CODE	A	<table border="1"> <tr><td>2</td><td>5</td><td>M</td></tr> </table> FREQUENCY	2	5	M
X	T	3	5										
2	0												
A													
2	5	M											

GLOBAL PART NUMBERING																
<table border="1"> <tr><td>X</td><td>T</td><td>9</td><td>S</td></tr> </table> MODEL NUMBER XT9S = XT49S XT9M = XT49M XTU1 = XTUM1	X	T	9	S	<table border="1"> <tr><td>2</td><td>0</td></tr> </table> LOAD CAPACITANCE 18 = 18 pF 20 = 20 pF NL = series to be specified by customer	2	0	<table border="1"> <tr><td>A</td></tr> </table> PACKAGE CODE <b>Tape and reel</b> G = RF5 (XT9S) H = RF7 (XT9M)  <b>Bulk</b> A = B04 (all models)	A	<table border="1"> <tr><td>N</td><td>A</td></tr> </table> OPTIONS NA = no additional options RR = extended temperature of - 40 °C to + 85 °C Contact factory for all other options	N	A	<table border="1"> <tr><td>4</td><td>0</td><td>M</td></tr> </table> FREQUENCY 4M = 4 MHz 40M = 40 MHz 100M = 100 MHz 12M288 = 12.288 MHz M is used as decimal place holder in frequency	4	0	M
X	T	9	S													
2	0															
A																
N	A															
4	0	M														
Example: XT49S-20 40M																
<table border="1"> <tr><td>X</td><td>T</td><td>3</td><td>6</td></tr> </table> MODEL NUMBER XT46 = XT46C XT36 = XT36C XT35 = XT35 XT23 = XT23	X	T	3	6	<table border="1"> <tr><td>2</td><td>0</td></tr> </table> LOAD CAPACITANCE 18 = 18 pF 20 = 20 pF NL = series to be specified by customer	2	0	<table border="1"> <tr><td>A</td></tr> </table> PACKAGE CODE <b>Tape and reel</b> H = RF7  <b>Bulk</b> A = B04 (all models)	A	<table border="1"> <tr><td>1</td><td>2</td><td>M</td></tr> </table> FREQUENCY 4M = 4 MHz 40M = 40 MHz 100M = 100 MHz 12M288 = 12.288 MHz M is used as decimal place holder in frequency	1	2	M			
X	T	3	6													
2	0															
A																
1	2	M														
Example: XT36C-20 12M																



## Disclaimer

ALL PRODUCT, PRODUCT SPECIFICATIONS AND DATA ARE SUBJECT TO CHANGE WITHOUT NOTICE TO IMPROVE RELIABILITY, FUNCTION OR DESIGN OR OTHERWISE.

Vishay Intertechnology, Inc., its affiliates, agents, and employees, and all persons acting on its or their behalf (collectively, "Vishay"), disclaim any and all liability for any errors, inaccuracies or incompleteness contained in any datasheet or in any other disclosure relating to any product.

Vishay makes no warranty, representation or guarantee regarding the suitability of the products for any particular purpose or the continuing production of any product. To the maximum extent permitted by applicable law, Vishay disclaims (i) any and all liability arising out of the application or use of any product, (ii) any and all liability, including without limitation special, consequential or incidental damages, and (iii) any and all implied warranties, including warranties of fitness for particular purpose, non-infringement and merchantability.

Statements regarding the suitability of products for certain types of applications are based on Vishay's knowledge of typical requirements that are often placed on Vishay products in generic applications. Such statements are not binding statements about the suitability of products for a particular application. It is the customer's responsibility to validate that a particular product with the properties described in the product specification is suitable for use in a particular application. Parameters provided in datasheets and / or specifications may vary in different applications and performance may vary over time. All operating parameters, including typical parameters, must be validated for each customer application by the customer's technical experts. Product specifications do not expand or otherwise modify Vishay's terms and conditions of purchase, including but not limited to the warranty expressed therein.

Hyperlinks included in this datasheet may direct users to third-party websites. These links are provided as a convenience and for informational purposes only. Inclusion of these hyperlinks does not constitute an endorsement or an approval by Vishay of any of the products, services or opinions of the corporation, organization or individual associated with the third-party website. Vishay disclaims any and all liability and bears no responsibility for the accuracy, legality or content of the third-party website or for that of subsequent links.

Except as expressly indicated in writing, Vishay products are not designed for use in medical, life-saving, or life-sustaining applications or for any other application in which the failure of the Vishay product could result in personal injury or death. Customers using or selling Vishay products not expressly indicated for use in such applications do so at their own risk. Please contact authorized Vishay personnel to obtain written terms and conditions regarding products designed for such applications.

No license, express or implied, by estoppel or otherwise, to any intellectual property rights is granted by this document or by any conduct of Vishay. Product names and markings noted herein may be trademarks of their respective owners.