


Thin Film MΩ Center-Tap Chip Resistor Divider Network



Product may not be to scale

The CTM resistor chips extends the resistance range to 10M in a center tap configuration while keeping the die size relatively small.

The CTMs are manufactured using Vishay Electro-Films (EFI) sophisticated thin film equipment and manufacturing technology. The CTMs are 100 % electrically tested and visually inspected to MIL-STD-883, method 2032 class H or K.

FEATURES

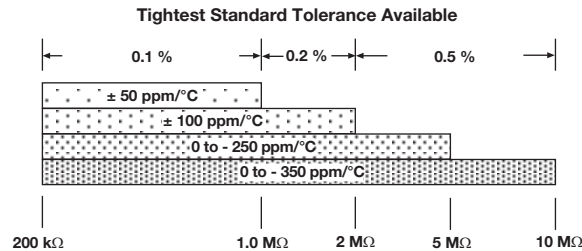
- Wire bondable
- Resistance range total: 200 kΩ to 10 MΩ
- Center tap
- Chip size: 0.040" x 0.040"
- Case: 0404
- Resistor material: Tantalum nitride, self-passivating
- Moisture resistant



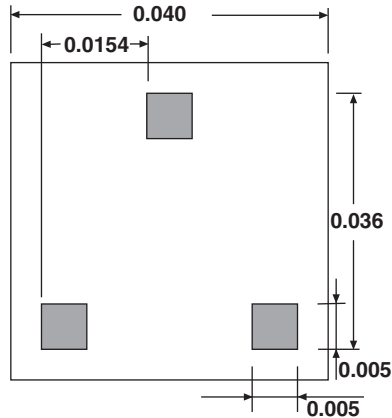
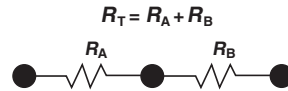
APPLICATIONS

Vishay EFI CTM tapped megohm resistor chips are designed for hybrid packages requiring high value, two resistor combinations.

TEMPERATURE COEFFICIENT OF RESISTANCE, VALUES, AND TOLERANCES		
PARAMETER	VALUE	UNIT
Total Resistance Range	200K to 10M	Ω
Standard Tolerances	± 0.1, ± 0.2, ± 0.5	%
TCR	± 50, ± 100, 0, - 250, - 350	ppm/°C



STANDARD ELECTRICAL SPECIFICATIONS		
PARAMETER	VALUE	UNIT
TCR Tracking Between Resistors	± 5	ppm/°C
Ratio/Ratio, R_A/R_B : Tolerance	1 ± 1 standard	%
Noise	- 12 typ.	dB
Moisture Resistance, MIL-STD-202, Method 106	± 0.5 max. $\Delta R/R$	%
Stability, 1000 h, + 125 °C, 10 mW	± 0.5 max. absolute ± 0.005 ratio	%
Operating Temperature Range	- 55 to + 125	°C
Thermal Shock, MIL-STD-202, Method 107, Test Condition F	± 0.25 max. $\Delta R/R$	%
High Temperature Exposure, + 150 °C, 100 h	± 0.5 max. $\Delta R/R$	%
Dielectric Voltage Breakdown	200	V
Insulation Resistance	10 ¹² min.	Ω
Operating Voltage	100 max.	V
DC Power Rating at + 70 °C (derated to zero at + 175 °C)	0.02 max.	W
5 x Rated Power Short-Time Overload, + 25 °C, 5 s	± 0.25 max. $\Delta R/R$	%

DIMENSIONS in inches

SCHEMATIC


MECHANICAL SPECIFICATIONS	
PARAMETER	VALUE
Chip Size	0.040" x 0.040" ± 0.002" (1.02 mm x 1.02 mm ± 0.05 mm)
Chip Thickness	0.010" ± 0.002" (0.254 mm ± 0.05 mm)
Chip Substrate Material	Oxidized silicon, 10 kÅ minimum SiO ₂
Resistor Material	Tantalum nitride, self-passivating
Bonding Pad Size	0.005" x 0.005" (0.127 mm x 0.127 mm) min.
Number of Pads	3
Pad Material	10 kÅ minimum gold (Al optional)
Backing	None, lapped semiconductor silicon (Au optional)

GLOBAL PART NUMBER INFORMATION																
Global Part Number: CTM50002KCKKGNHWS																
Global Part Number Description: CTM 500K 10 % RT 0.25 % ± 100 ppm/°C ± 10 ppm/°C Au None H WS																
C	T	M	5	0	0	0	2	K	C	K	K	G	N	H	W	S
MODEL	RESISTANCE (R TOTAL)	RESISTANCE MULTIPLIER CODE	TOL. CODE (%)	RATIO TOL. (%)	TCR (ppm/°C)	TCR TRACK (ppm/°C)	TERMINATION	BACK METAL	VISUAL CLASS	PACKAGING CODE						
CTM	First 4 digits are significant figures of resistance	2 = 100 3 = 1000 4 = 10 000	B = 0.1 C = 0.25 D = 0.5 F = 1.0 G = 2.0 J = 5.0 K = 10.0	C = 0.25 D = 0.5 F = 1.0 G = 2.0 N = No	C = ± 50 K = ± 100 R = 0/- 250 P = 0/- 350	J = ± 5 K = ± 10 N = No	G = Au A = Al	G = Au N = None	H = Class H K = Class K	WS = Waffle pack 100 min., 1 mult						



Disclaimer

ALL PRODUCT, PRODUCT SPECIFICATIONS AND DATA ARE SUBJECT TO CHANGE WITHOUT NOTICE TO IMPROVE RELIABILITY, FUNCTION OR DESIGN OR OTHERWISE.

Vishay Intertechnology, Inc., its affiliates, agents, and employees, and all persons acting on its or their behalf (collectively, "Vishay"), disclaim any and all liability for any errors, inaccuracies or incompleteness contained in any datasheet or in any other disclosure relating to any product.

Vishay makes no warranty, representation or guarantee regarding the suitability of the products for any particular purpose or the continuing production of any product. To the maximum extent permitted by applicable law, Vishay disclaims (i) any and all liability arising out of the application or use of any product, (ii) any and all liability, including without limitation special, consequential or incidental damages, and (iii) any and all implied warranties, including warranties of fitness for particular purpose, non-infringement and merchantability.

Statements regarding the suitability of products for certain types of applications are based on Vishay's knowledge of typical requirements that are often placed on Vishay products in generic applications. Such statements are not binding statements about the suitability of products for a particular application. It is the customer's responsibility to validate that a particular product with the properties described in the product specification is suitable for use in a particular application. Parameters provided in datasheets and / or specifications may vary in different applications and performance may vary over time. All operating parameters, including typical parameters, must be validated for each customer application by the customer's technical experts. Product specifications do not expand or otherwise modify Vishay's terms and conditions of purchase, including but not limited to the warranty expressed therein.

Hyperlinks included in this datasheet may direct users to third-party websites. These links are provided as a convenience and for informational purposes only. Inclusion of these hyperlinks does not constitute an endorsement or an approval by Vishay of any of the products, services or opinions of the corporation, organization or individual associated with the third-party website. Vishay disclaims any and all liability and bears no responsibility for the accuracy, legality or content of the third-party website or for that of subsequent links.

Except as expressly indicated in writing, Vishay products are not designed for use in medical, life-saving, or life-sustaining applications or for any other application in which the failure of the Vishay product could result in personal injury or death. Customers using or selling Vishay products not expressly indicated for use in such applications do so at their own risk. Please contact authorized Vishay personnel to obtain written terms and conditions regarding products designed for such applications.

No license, express or implied, by estoppel or otherwise, to any intellectual property rights is granted by this document or by any conduct of Vishay. Product names and markings noted herein may be trademarks of their respective owners.