

## RF Power Pot Capacitors with Mounting Tags, Class 1 Ceramic



QUICK REFERENCE DATA				
DESCRIPTION	VALUE			
Ceramic Class	1			
Ceramic Dielectric	R7, R42, R85			
Type	TA 085120, TB 085120, TE 085120			
Voltage (V <sub>p</sub> )	10 000	12 000	13 000	15 000
Min. Capacitance (pF)	400	250	2000	100
Max. Capacitance (pF)	4000	2500	2000	1600
Mounting	Screw terminal			

### MATERIAL

Capacitor elements made from class 1 ceramic dielectric with noble metal electrodes.

Connection terminals:  
made from copper / brass, silver plated.

### FINISH

Capacitor body completely protective lacquered.  
The contoured insulating rim is additionally glazed.

### MARKING

Type designator, capacitance value and tolerance, rated peak voltage, ceramic material code, production date code, manufacturer logo.

### FEATURES

- High reliability
- Multiple terminals
- Wide range of capacitance values

### APPLICATIONS

- Induction and dielectric heating
- Antenna units
- Filter, bypass, and coupling circuits

### CAPACITANCE RANGE

100 pF to 4.0 nF

### CAPACITANCE TOLERANCE

± 20 %; ± 10 %; ± 5 %

### CERAMIC DIELECTRICS

- R7 (TCC + 100 ppm/K)
- R42 (TCC - 250 ppm/K)
- R85 (TCC - 750 ppm/K)

### RATED VOLTAGE

- 10.0 kV<sub>p</sub>
- 12.0 kV<sub>p</sub>
- 13.0 kV<sub>p</sub>
- 15.0 kV<sub>p</sub>

### DIELECTRIC STRENGTH TEST

200 % of rated AC voltage (50 Hz, 5 minutes)

### DISSIPATION FACTOR

R7: max. 0.07 %  
R42, R85: max. 0.05 %

Measuring frequencies:  
1 MHz (< 1 nF); 300 kHz or 100 kHz (≥ 1 nF)

### INSULATION RESISTANCE

Min. 100 000 MΩ (at 25 °C)

### OPERATING TEMPERATURE RANGE

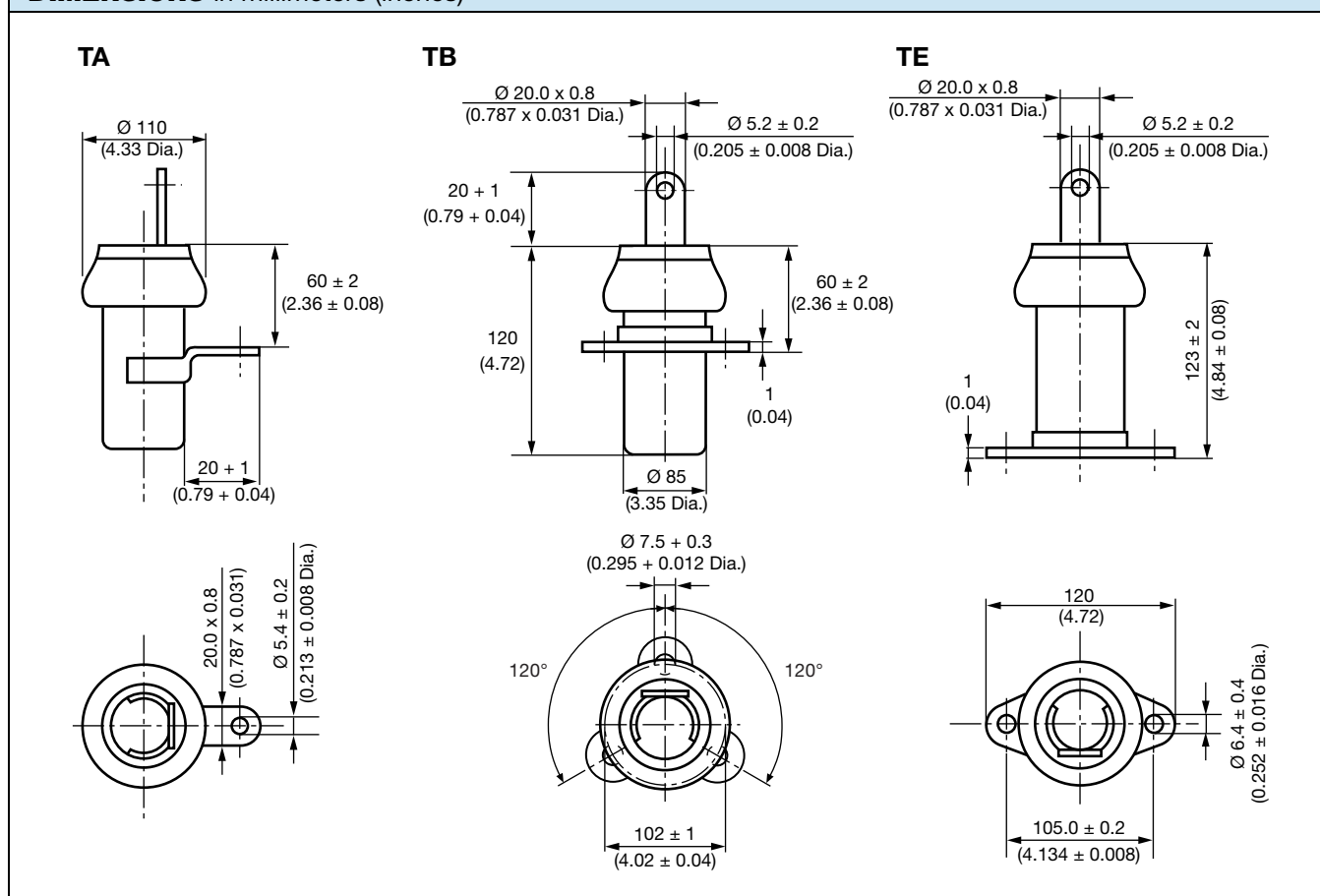
-55 °C to +100 °C

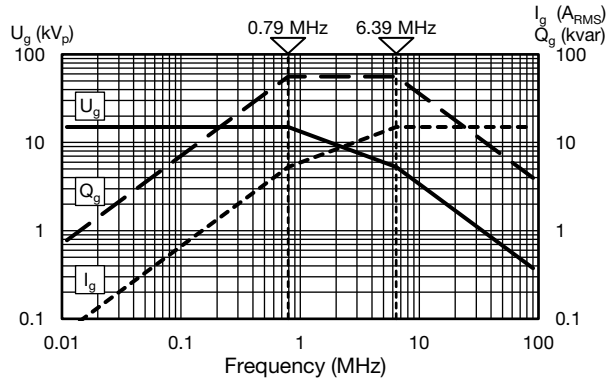
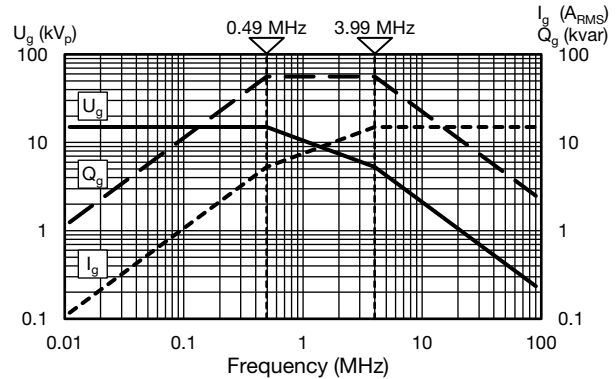
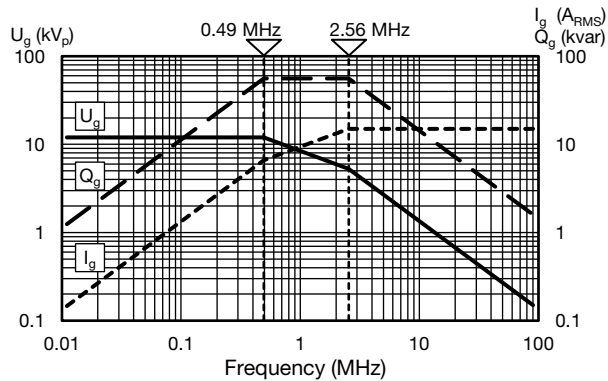
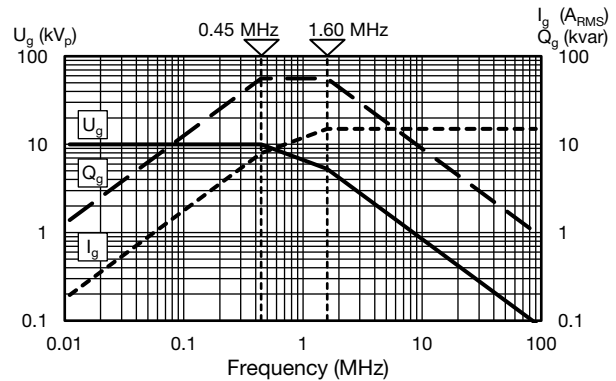
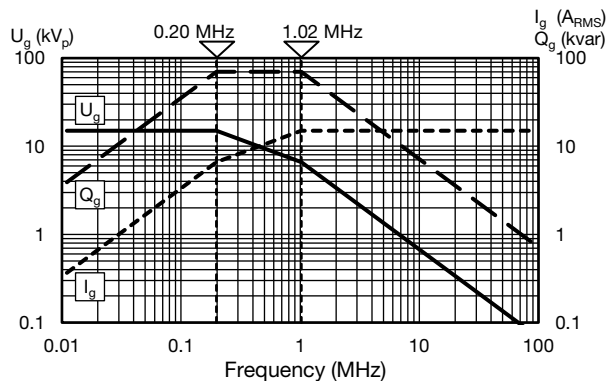
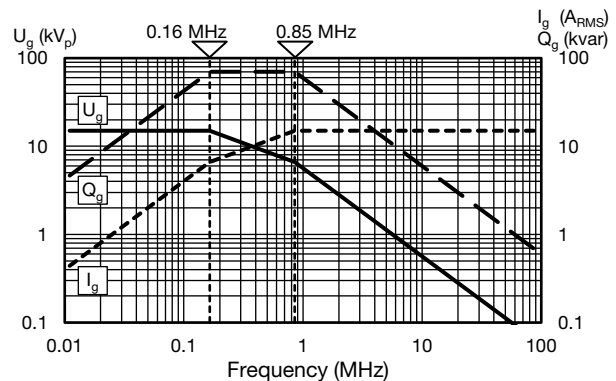
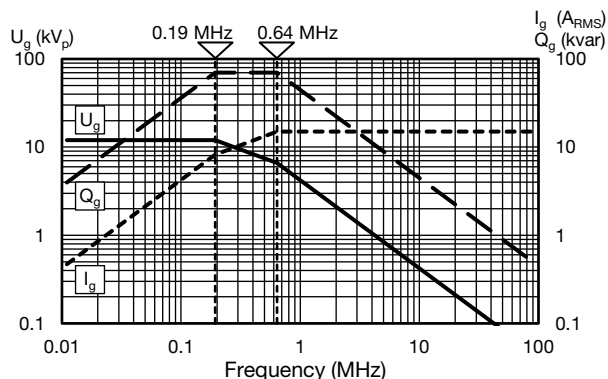
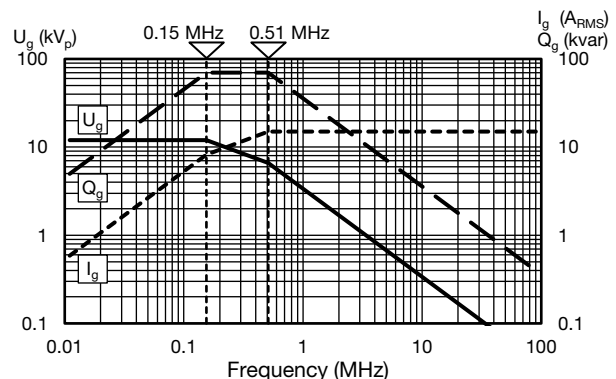
**SAP PART NUMBER AND ELECTRICAL DATA**

PART NUMBER	CERAMIC	CAP. VALUES (pF)	RATED VOLTAGE (kV <sub>p</sub> )	RATED POWER <sup>(1)</sup> (kvar)	RATED CURRENT (A <sub>RMS</sub> )
T#085120BJ101##BF1	R7	100	15	56	15
T#085120BJ161##BF1		160			
T#085120WF251##BF1		250	12		
T#085120BH401##BF1		400	10		
T#085120BJ501##BH1	R42	500	15	70	
T#085120BJ601##BH1		600			
T#085120WF801##BH1		800	12		
T#085120WF102##BH1		1000			
T#085120BJ162##BJ1	R85	1600	15		
T#085120WH202##BJ1		2000	13		
T#085120WF252##BJ1		2500	12		
T#085120BH402##BJ1		4000	10		

**Notes**

- # 2<sup>nd</sup> digit: code letter of the terminal version A, B, E
- ## 14<sup>th</sup> to 15<sup>th</sup> digit: capacitance tolerance code  $\pm 20\% = 38$ ,  $\pm 10\% = 36$ ,  $\pm 5\% = 33$
- (1) The surface temperature during operation must not exceed +100 °C

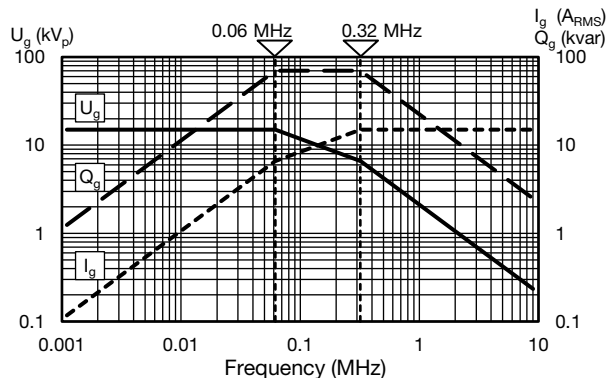
**DIMENSIONS in millimeters (inches)**


**DERATING DIAGRAMS**
**T#085120BJ101##BF1**

**T#085120BJ161##BF1**

**T#085120WF251##BF1**

**T#085120BH401##BF1**

**T#085120BJ501##BH1**

**T#085120BJ601##BH1**

**T#085120WF801##BH1**

**T#085120WF102##BH1**


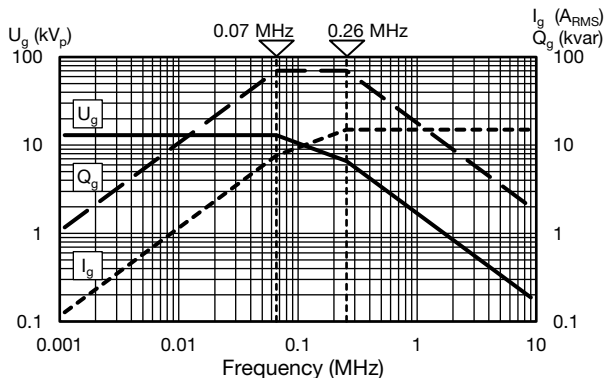


## DERATING DIAGRAMS

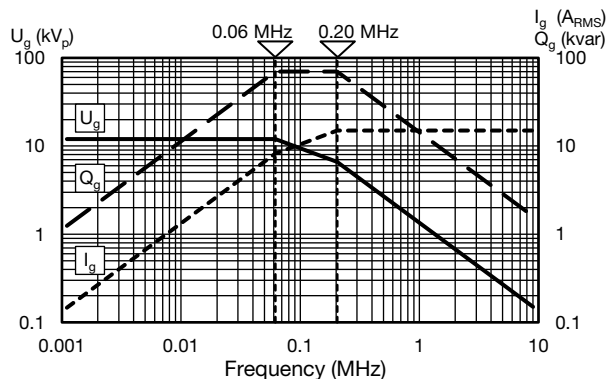
T#085120BJ162##BJ1



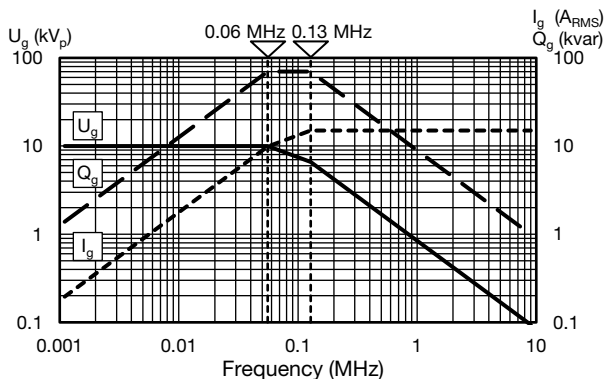
T#085120WH202##BJ1



T#085120WF252##BJ1



T#085120BH402##BJ1



## RELATED DOCUMENTS

General Information

[www.vishay.com/doc?22071](http://www.vishay.com/doc?22071)



## Disclaimer

ALL PRODUCT, PRODUCT SPECIFICATIONS AND DATA ARE SUBJECT TO CHANGE WITHOUT NOTICE TO IMPROVE RELIABILITY, FUNCTION OR DESIGN OR OTHERWISE.

Vishay Intertechnology, Inc., its affiliates, agents, and employees, and all persons acting on its or their behalf (collectively, "Vishay"), disclaim any and all liability for any errors, inaccuracies or incompleteness contained in any datasheet or in any other disclosure relating to any product.

Vishay makes no warranty, representation or guarantee regarding the suitability of the products for any particular purpose or the continuing production of any product. To the maximum extent permitted by applicable law, Vishay disclaims (i) any and all liability arising out of the application or use of any product, (ii) any and all liability, including without limitation special, consequential or incidental damages, and (iii) any and all implied warranties, including warranties of fitness for particular purpose, non-infringement and merchantability.

Statements regarding the suitability of products for certain types of applications are based on Vishay's knowledge of typical requirements that are often placed on Vishay products in generic applications. Such statements are not binding statements about the suitability of products for a particular application. It is the customer's responsibility to validate that a particular product with the properties described in the product specification is suitable for use in a particular application. Parameters provided in datasheets and / or specifications may vary in different applications and performance may vary over time. All operating parameters, including typical parameters, must be validated for each customer application by the customer's technical experts. Product specifications do not expand or otherwise modify Vishay's terms and conditions of purchase, including but not limited to the warranty expressed therein.

Hyperlinks included in this datasheet may direct users to third-party websites. These links are provided as a convenience and for informational purposes only. Inclusion of these hyperlinks does not constitute an endorsement or an approval by Vishay of any of the products, services or opinions of the corporation, organization or individual associated with the third-party website. Vishay disclaims any and all liability and bears no responsibility for the accuracy, legality or content of the third-party website or for that of subsequent links.

Except as expressly indicated in writing, Vishay products are not designed for use in medical, life-saving, or life-sustaining applications or for any other application in which the failure of the Vishay product could result in personal injury or death. Customers using or selling Vishay products not expressly indicated for use in such applications do so at their own risk. Please contact authorized Vishay personnel to obtain written terms and conditions regarding products designed for such applications.

No license, express or implied, by estoppel or otherwise, to any intellectual property rights is granted by this document or by any conduct of Vishay. Product names and markings noted herein may be trademarks of their respective owners.