

Thick Film Chip Resistors, Industrial, Low Value



FEATURES

**HALOGEN
FREE**

- Manufactured to the DLA L&M/DSCC drawings for military low value chip resistor products
- Group A and B screening to MIL-PRF-55342
- Extremely low resistance values (0.0499 Ω to 0.999 Ω)
- Termination: tin/lead wraparound termination over nickel barrier
- Operating temperature range: -65 $^{\circ}\text{C}$ to +155 $^{\circ}\text{C}$
- Material categorization: for definitions of compliance please see www.vishay.com/doc?99912

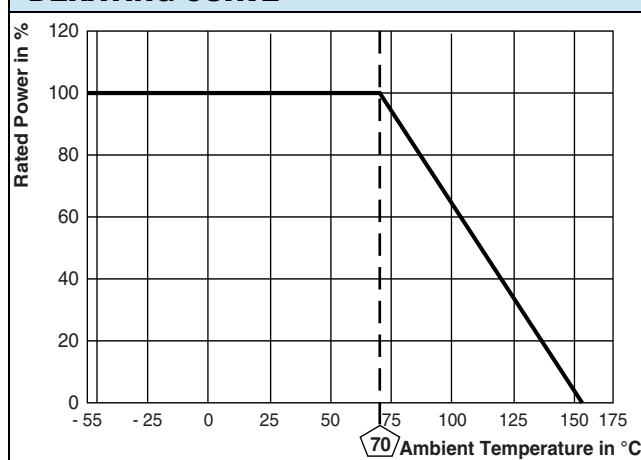
STANDARD ELECTRICAL SPECIFICATIONS

GLOBAL MODEL	DLA L&M/DSCC DRAWING NUMBER	CASE SIZE	POWER RATING ⁽¹⁾ $P_{70^{\circ}\text{C}}$ W	MAXIMUM WORKING VOLTAGE ⁽²⁾ V	RESISTANCE RANGE Ω	TOLERANCE $\pm \%$	TEMPERATURE COEFFICIENT $\pm \text{ppm}/^{\circ}\text{C}$
RCWP0402..1A	12012	0402	0.05	0.224	0.0499 to 0.196	1, 2, 5, 10	200, 300
					0.200 to 0.999	1, 2, 5, 10	100, 200, 300
RCWP0502..1A	12003	0502	0.05	0.224	0.0499 to 0.200	1, 2, 5, 10	200, 300
					0.205 to 0.999	1, 2, 5, 10	100, 200, 300
RCWP0603..1A	03022	0603	0.07	0.265	0.0499 to 0.100	1, 2, 5, 10	200, 300
					0.102 to 0.999	1, 2, 5, 10	100, 200, 300
RCWP0550..1A	12004	0505	0.125	0.354	0.0499 to 0.0976	1, 2, 5, 10	200, 300
					0.100 to 0.999	1, 2, 5, 10	100, 200, 300
RCWP0575..1A	12008	0705 ⁽³⁾	0.15	0.388	0.0499 to 0.999	1, 2, 5, 10	100, 200, 300
RCWP5100..1A	12005	1005	0.20	0.448	0.0499 to 0.999	1, 2, 5, 10	100, 200, 300
RCWP1206..1A	02010	1206	0.25	0.50	0.0499 to 0.999	1, 2, 5, 10	100, 200, 300
RCWP5150..1A	12006	1505	0.15	0.388	0.0499 to 0.999	1, 2, 5, 10	100, 200, 300
RCWP1100..1A	12011	1010	0.50	0.708	0.0499 to 0.999	1, 2, 5, 10	100, 200, 300
RCWP7225..1A	12007	2208	0.225	0.475	0.0499 to 0.999	1, 2, 5, 10	100, 200, 300
RCWP2010..1A	12009	2010	0.80	0.895	0.0499 to 0.999	1, 2, 5, 10	100, 200, 300
RCWP2512..1A	12010	2512	1.0	1.0	0.0499 to 0.999	1, 2, 5, 10	100, 200, 300

Notes

- These drawings can be viewed at: www.landandmaritime.dla.mil/Programs/MilSpec/ListDwgs.aspx?DocTYPE=DSCCdwg
- ⁽¹⁾ Power rating depends on max. temperature at the solder joint, the component placement density and the substrate material
- ⁽²⁾ Continuous working voltage shall be $\sqrt{P \times R}$ or maximum working voltage, whichever is less
- ⁽³⁾ MIL case size 0705 and EIA case size 0805 are dimensionally the same

DERATING CURVE



MATERIAL SPECIFICATIONS

Resistive element	Ruthenium oxide
Encapsulation	Epoxy
Substrate	96 % alumina
Termination	Solder-coated nickel barrier
Solder finish	Tin / lead solder alloy

GLOBAL PART NUMBER INFORMATION

Global Part Numbering: RCWP0502R100FKWB1A (preferred part numbering format)

GLOBAL MODEL	RESISTANCE VALUE	TOLERANCE CODE	TEMPERATURE COEFFICIENT	PACKAGING CODE	SPECIAL
(see Standard Electrical Specifications table)	$L = m\Omega$ ⁽¹⁾ $R = \Omega$ R249 = 0.249 Ω 33L2 = 0.0332 Ω 97L6 = 0.0976 Ω	F = $\pm 1\%$ G = $\pm 2\%$ J = $\pm 5\%$ K = $\pm 10\%$	K = 100 ppm N = 200 ppm M = 300 ppm	TP = tin / lead, T/R (full) S3 = tin / lead, T/R (1000 pieces) WB = tin / lead, waffle tray S2 = tin / lead, T/R (500 pieces) S6 = tin / lead, T/R (300 pieces)	(dash number) 1A = low value (- 100)

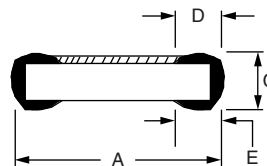

DLA L&M/DSCC Part Numbering: 12003-KR1000FB

DRAWING NUMBER	CHARACTERISTIC	RESISTANCE VALUE	TOLERANCE CODE	TERMINATION MATERIAL
(see Standard Electrical Specifications table)	K = 100 ppm L = 200 ppm M = 300 ppm	$R = \Omega$ R2490 = 0.249 Ω R0332 = 0.0332 Ω R0976 = 0.0976 Ω	F = $\pm 1\%$ G = $\pm 2\%$ J = $\pm 5\%$ K = $\pm 10\%$	B = pre-tinned nickel barrier, wraparound

Notes

- For additional information on packaging, refer to the Surface Mount Resistor Packaging document (www.vishay.com/doc?31543)
- ⁽¹⁾ Use "L" for resistance values < 0.1 Ω

DIMENSIONS in inches (millimeters)



GLOBAL MODEL	A (LENGTH)	B (WIDTH)	C (HEIGHT)	D (TOP TERM)	E (BOTTOM TERM)
RCWP0402..1A	0.039 \pm 0.003 (0.99 \pm 0.08)	0.020 \pm 0.003 (0.51 \pm 0.08)	0.013 \pm 0.003 (0.33 \pm 0.08)	0.010 \pm 0.005 (0.25 \pm 0.13)	0.010 \pm 0.005 (0.25 \pm 0.13)
RCWP0502..1A	0.055 \pm 0.005 (1.40 \pm 0.13)	0.023 \pm 0.003 (0.58 \pm 0.08)	0.015 \pm 0.003 (0.38 \pm 0.08)	0.010 \pm 0.005 (0.25 \pm 0.13)	0.015 \pm 0.005 (0.38 \pm 0.13)
RCWP0550..1A	0.055 \pm 0.005 (1.40 \pm 0.13)	0.050 \pm 0.005 (1.27 \pm 0.13)	0.020 \pm 0.005 (0.51 \pm 0.13)	0.010 \pm 0.005 (0.25 \pm 0.13)	0.015 \pm 0.005 (0.38 \pm 0.13)
RCWP0575..1A	0.080 \pm 0.005 (2.03 \pm 0.13)	0.050 \pm 0.005 (1.27 \pm 0.13)	0.020 \pm 0.005 (0.51 \pm 0.13)	0.016 \pm 0.008 (0.41 \pm 0.20)	0.015 \pm 0.005 (0.38 \pm 0.13)
RCWP0603..1A	0.063 \pm 0.005 (1.60 \pm 0.13)	0.032 \pm 0.005 (0.81 \pm 0.13)	0.018 \pm 0.005 (0.46 \pm 0.13)	0.012 \pm 0.005 (0.30 \pm 0.13)	0.015 \pm 0.005 (0.38 \pm 0.13)
RCWP1100..1A	0.105 \pm 0.005 (2.67 \pm 0.13)	0.100 \pm 0.005 (2.54 \pm 0.13)	0.020 \pm 0.005 (0.51 \pm 0.13)	0.015 \pm 0.005 (0.38 \pm 0.13)	0.015 \pm 0.005 (0.38 \pm 0.13)
RCWP1206..1A	0.125 \pm 0.005 (3.18 \pm 0.13)	0.063 \pm 0.005 (1.60 \pm 0.13)	0.020 \pm 0.005 (0.51 \pm 0.13)	0.015 \pm 0.005 (0.38 \pm 0.13)	0.015 \pm 0.005 (0.38 \pm 0.13)
RCWP2010..1A	0.197 \pm 0.006 (5.00 \pm 0.15)	0.098 \pm 0.005 (2.49 \pm 0.13)	0.020 \pm 0.005 (0.51 \pm 0.13)	0.020 \pm 0.005 (0.51 \pm 0.13)	0.020 \pm 0.005 (0.51 \pm 0.13)
RCWP2512..1A	0.250 \pm 0.006 (6.35 \pm 0.15)	0.124 \pm 0.005 (3.15 \pm 0.13)	0.020 \pm 0.005 (0.51 \pm 0.13)	0.020 \pm 0.005 (0.51 \pm 0.13)	0.020 \pm 0.005 (0.51 \pm 0.13)
RCWP5100..1A	0.105 \pm 0.005 (2.67 \pm 0.13)	0.050 \pm 0.005 (1.27 \pm 0.13)	0.020 \pm 0.005 (0.51 \pm 0.13)	0.015 \pm 0.005 (0.38 \pm 0.13)	0.015 \pm 0.005 (0.38 \pm 0.13)
RCWP5150..1A	0.155 \pm 0.005 (3.94 \pm 0.13)	0.050 \pm 0.005 (1.27 \pm 0.13)	0.020 \pm 0.005 (0.51 \pm 0.13)	0.015 \pm 0.005 (0.38 \pm 0.13)	0.015 \pm 0.005 (0.38 \pm 0.13)
RCWP7225..1A	0.230 \pm 0.005 (5.84 \pm 0.13)	0.075 \pm 0.005 (1.91 \pm 0.13)	0.020 \pm 0.005 (0.51 \pm 0.13)	0.020 \pm 0.005 (0.51 \pm 0.13)	0.020 \pm 0.005 (0.51 \pm 0.13)



Disclaimer

ALL PRODUCT, PRODUCT SPECIFICATIONS AND DATA ARE SUBJECT TO CHANGE WITHOUT NOTICE TO IMPROVE RELIABILITY, FUNCTION OR DESIGN OR OTHERWISE.

Vishay Intertechnology, Inc., its affiliates, agents, and employees, and all persons acting on its or their behalf (collectively, "Vishay"), disclaim any and all liability for any errors, inaccuracies or incompleteness contained in any datasheet or in any other disclosure relating to any product.

Vishay makes no warranty, representation or guarantee regarding the suitability of the products for any particular purpose or the continuing production of any product. To the maximum extent permitted by applicable law, Vishay disclaims (i) any and all liability arising out of the application or use of any product, (ii) any and all liability, including without limitation special, consequential or incidental damages, and (iii) any and all implied warranties, including warranties of fitness for particular purpose, non-infringement and merchantability.

Statements regarding the suitability of products for certain types of applications are based on Vishay's knowledge of typical requirements that are often placed on Vishay products in generic applications. Such statements are not binding statements about the suitability of products for a particular application. It is the customer's responsibility to validate that a particular product with the properties described in the product specification is suitable for use in a particular application. Parameters provided in datasheets and / or specifications may vary in different applications and performance may vary over time. All operating parameters, including typical parameters, must be validated for each customer application by the customer's technical experts. Product specifications do not expand or otherwise modify Vishay's terms and conditions of purchase, including but not limited to the warranty expressed therein.

Hyperlinks included in this datasheet may direct users to third-party websites. These links are provided as a convenience and for informational purposes only. Inclusion of these hyperlinks does not constitute an endorsement or an approval by Vishay of any of the products, services or opinions of the corporation, organization or individual associated with the third-party website. Vishay disclaims any and all liability and bears no responsibility for the accuracy, legality or content of the third-party website or for that of subsequent links.

Vishay products are not designed for use in life-saving or life-sustaining applications or any application in which the failure of the Vishay product could result in personal injury or death unless specifically qualified in writing by Vishay. Customers using or selling Vishay products not expressly indicated for use in such applications do so at their own risk. Please contact authorized Vishay personnel to obtain written terms and conditions regarding products designed for such applications.

No license, express or implied, by estoppel or otherwise, to any intellectual property rights is granted by this document or by any conduct of Vishay. Product names and markings noted herein may be trademarks of their respective owners.