


Wirewound Resistor, Industrial Power, Silicone Coated, Tubular



FEATURES

- High temperature silicone coating
- Complete welded construction
- Excellent for intermittent power and pulsing application
- Available in non-inductive style (special "NI") with Ayrton-Perry winding
- Various lead and terminal options
- Excellent stability in operation (< 3 % change resistance)
- Material categorization: for definitions of compliance please see www.vishay.com/doc?99912



STANDARD ELECTRICAL SPECIFICATIONS

GLOBAL MODEL	HISTORICAL MODEL	POWER RATING $P_{25^{\circ}\text{C}}$ W	RESISTANCE RANGE Ω $\pm 5\%$	RESISTANCE RANGE Ω $\pm 10\%$	WEIGHT (typical) g
FSTL05	FSTL-5	5	1.0 to 20.5K	0.1 to 20.5K	4.60
FSTS05	FSTS-5	5	1.0 to 20.5K	0.1 to 20.5K	4.60
FSWL5A	HLW-05	5.25	1.0 to 15K	0.10 to 15K	2.12
FSTL5A	HLW-05	5.25	1.0 to 15K	0.10 to 15K	2.12
FSWL05	FSWL-5	8	1.0 to 20.5K	0.1 to 20.5K	4.60
FSWL08	HLW-06	8	1.0 to 20.5K	0.10 to 20.5K	4.60
FSTL08	HLW-06	8	1.0 to 20.5K	0.10 to 20.5K	4.60
FSWL1A	HLW-10	10	1.0 to 29K	0.10 to 29K	6.24
FSTL10	FSTL-10	12	1.0 to 58K	0.10 to 58K	6.69
FSTS10	FSTS-10	12	1.0 to 58K	0.10 to 58K	6.69
FSWL10	FSWL-10	12	1.0 to 58K	0.10 to 58K	6.69
FSWL12	HLW-12	12	1.0 to 58K	0.10 to 58K	6.69
FSTL12	HLW-12	12	1.0 to 58K	0.10 to 58K	6.69
FSWL15	HLW-15	15	1.0 to 60K	0.10 to 60K	8.82
FSTL15	HLW-15	15	1.0 to 60K	0.10 to 60K	8.82
FSWL2A	HLW-20	20	1.0 to 95K	0.10 to 95K	11.36
FSTL2A	HLW-20	20	1.0 to 95K	0.10 to 95K	11.36
FSTL20	FSTL-20	20	1.0 to 95K	0.10 to 95K	12.57
FSTS20	FSTS-20	20	1.0 to 95K	0.10 to 95K	12.57
FSWL20	FSWL-20	20	1.0 to 95K	0.10 to 95K	12.57

TECHNICAL SPECIFICATIONS

PARAMETER	UNIT	FST RESISTOR CHARACTERISTICS
Temperature Coefficient	ppm/ $^{\circ}\text{C}$	± 260 for 20 Ω and above, ± 400 for 1 Ω to 20 Ω , special TC's available please contact factory
Short Time Overload	-	10 x rated power for 5 s
Dielectric Withstanding Voltage	V_{AC}	1000, from terminal to mounting hardware
Maximum Working Voltage	V	$(P \times R)^{1/2}$
Operating Temperature Range	$^{\circ}\text{C}$	-55 to +350



GLOBAL PART NUMBER INFORMATION

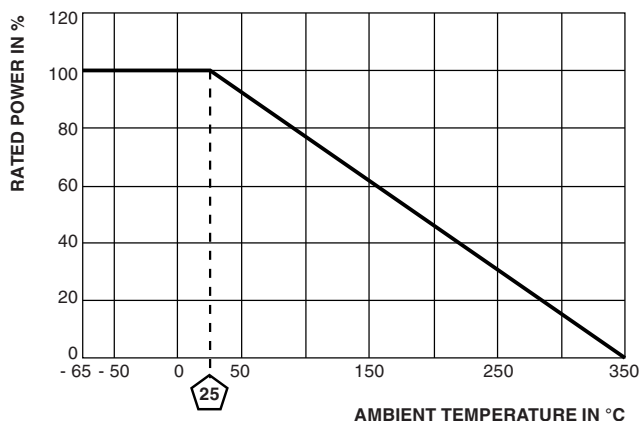
Global Part Numbering example: FSTL05R2E25R00JE (visit www.vishay.net SAP parts manual for all options)

F	S	T	L	0	5	R	2	E	2	5	R	0	0	J	E		
GLOBAL MODEL (6 digits)						TERMINAL DESIGNATION (2 digits)		TERMINAL FINISH (1 digit)		VALUE (5 digits)		TOLERANCE (1 digit)		PACKAGING CODE (1 digit)		SPECIAL (up to 2 digits)	
(see Standard Electrical Specifications Global Model column for options)						A1 A2 R1 R2		E = lead (Pb)-free		R = decimal K = thousand 1R500 = 1.5 Ω 1K500 = 1.5 k Ω		J = $\pm 5\%$ K = $\pm 10\%$		E = lead (Pb)-free bulk pack FSTL/FSWL products to be lead (PB)-free foam packed.		(dash number) from 1 to 99 as applicable CT = center tap NI = non-inductive 92 = 203 or 209 style push-in bracket as applicable	

Historical Part Number example: FSTL-5-25-5 %

FSTL-5	25 Ω	5 %	
HISTORICAL MODEL	RESISTANCE VALUE	TOLERANCE	SPECIAL

DERATING



MATERIAL SPECIFICATIONS

Element: copper-nickel alloy or nickel-chrome alloy, depending on resistance value

Core: ceramic, steatite

Coating: special high temperature silicone

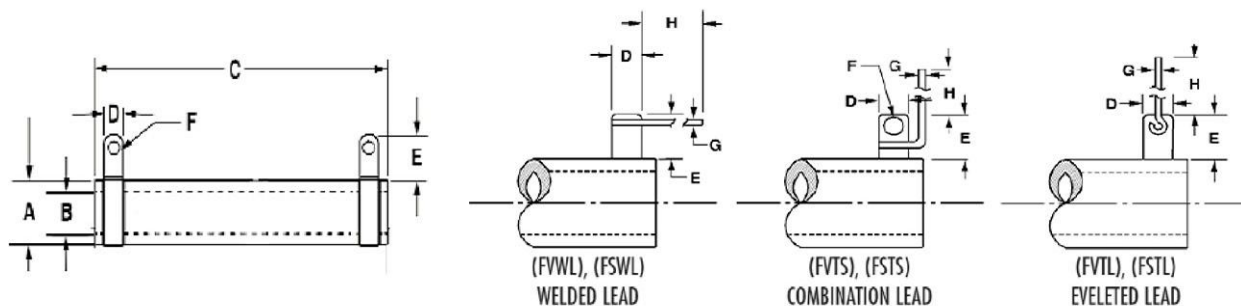
Standard Terminals: tinned alloy 42

Terminal Bands: alloy 42

Part Marking: HEI, model, wattage, value, tolerance, date code

NON-INDUCTIVE

Models of equivalent physical and electrical specifications are available with non-inductive (Ayrton-Perry) winding. They are identified by adding the letters "NI" to the end of the part number in the special section. For non-inductive models the maximum resistance values are lower.

DIMENSIONS in inches [millimeters]


MODEL	CORE DIMENSIONS (REF.)			TERMINAL			DESIGNATION	LEADS		BRACKET TYPE
	A	B	C	D ± 0.005 [± 0.12]	E ± 0.015 [± 0.38]	F ± 0.005 [± 0.12]		G ± 0.002 [± 0.05]	H ± 0.125 [± 3.18]	
FSTL05	0.313 [7.94]	0.188 [4.76]	1.000 [25.40]	0.188 [4.78]	0.406 [10.31]	0.132 [3.35]	R2	0.032 [0.813]	2.90 [73.66]	209
FSTS05	0.313 [7.94]	0.188 [4.76]	1.000 [25.40]	0.188 [4.78]	0.406 [10.31]	0.132 [3.35]	R2	0.032 [0.813]	1.50 [38.10]	209
FSWL5A	0.250 [6.35]	0.125 [3.18]	0.625 [15.88]	0.063 [1.59]	0.188 [4.76] typ.	n/a	A2	0.032 [0.813]	1.50 [38.10]	
FSTL5A	0.250 [6.35]	0.125 [3.18]	0.625 [15.88]	0.063 [1.59]	0.188 [4.76] typ.	n/a	R2	0.032 [0.813]	1.50 [38.10]	
FSWL05	0.313 [7.94]	0.188 [4.76]	1.000 [25.40]	0.125 [3.175]	0.188 [4.78]	n/a	A2	0.032 [0.813]	1.50 [38.10]	209
FSWL08	0.313 [7.94]	0.188 [4.76]	1.000 [25.40]	0.125 [3.18]	0.188 [4.76] typ.	n/a	A1	0.040 [1.02]	1.50 [38.10]	
FSTL08	0.313 [7.94]	0.188 [4.76]	1.000 [25.40]	0.125 [3.18]	0.188 [4.76] typ.	n/a	R1	0.040 [1.02]	1.50 [38.10]	
FSWL1A	0.438 [11.11]	0.313 [7.94]	1.000 [25.40]	0.125 [3.18]	0.188 [4.76] typ.	n/a	A1	0.040 [1.02]	1.50 [38.10]	
FSTL10	0.313 [7.94]	0.188 [4.76]	1.750 [44.45]	0.188 [4.78]	0.406 [10.31]	0.132 [3.35]	R1	0.040 [1.02]	2.90 [73.66]	209
FSTS10	0.313 [7.94]	0.188 [4.76]	1.750 [44.45]	0.188 [4.78]	0.406 [10.31]	0.132 [3.35]	R1	0.040 [1.02]	1.50 [38.10]	209
FSWL10	0.313 [7.94]	0.188 [4.76]	1.750 [44.45]	0.125 [3.175]	0.188 [4.78]	n/a	A1	0.040 [1.02]	1.50 [38.10]	209
FSWL12	0.313 [7.94]	0.188 [4.76]	1.750 [44.45]	0.125 [3.18]	0.188 [4.76] typ.	n/a	A1	0.040 [1.02]	1.50 [38.10]	
FSTL12	0.313 [7.94]	0.188 [4.76]	1.750 [44.45]	0.125 [3.18]	0.188 [4.76] typ.	n/a	R1	0.040 [1.02]	1.50 [38.10]	
FSWL15	0.438 [11.11]	0.313 [7.94]	1.500 [38.10]	0.125 [3.18]	0.188 [4.76] typ.	n/a	A1	0.040 [1.02]	1.50 [38.10]	
FSTL15	0.438 [11.11]	0.313 [7.94]	1.500 [38.10]	0.125 [3.18]	0.188 [4.76] typ.	n/a	R1	0.040 [1.02]	1.50 [38.10]	
FSWL2A	0.438 [11.11]	0.313 [7.94]	2.000 [50.80]	0.125 [3.18]	0.188 [4.76] typ.	n/a	A1	0.040 [1.02]	1.50 [38.10]	
FSTL2A	0.438 [11.11]	0.313 [7.94]	2.000 [50.80]	0.125 [3.18]	0.188 [4.76] typ.	n/a	R1	0.040 [1.02]	1.50 [38.10]	
FSTL20	0.438 [11.11]	0.260 [6.604]	2.000 [50.8]	0.188 [4.78]	0.406 [10.32]	0.133 [3.37]	R1	0.040 [1.02]	1.65 [41.91]	203
FSTS20	0.438 [11.11]	0.260 [6.604]	2.000 [50.8]	0.188 [4.78]	0.406 [10.32]	0.133 [3.37]	R1	0.040 [1.02]	1.50 [38.10]	203
FSWL20	0.438 [11.11]	0.260 [6.604]	2.000 [50.8]	0.125 [3.175]	0.188 [4.78]	n/a	A1	0.040 [1.02]	1.50 [38.10]	203



Disclaimer

ALL PRODUCT, PRODUCT SPECIFICATIONS AND DATA ARE SUBJECT TO CHANGE WITHOUT NOTICE TO IMPROVE RELIABILITY, FUNCTION OR DESIGN OR OTHERWISE.

Vishay Intertechnology, Inc., its affiliates, agents, and employees, and all persons acting on its or their behalf (collectively, "Vishay"), disclaim any and all liability for any errors, inaccuracies or incompleteness contained in any datasheet or in any other disclosure relating to any product.

Vishay makes no warranty, representation or guarantee regarding the suitability of the products for any particular purpose or the continuing production of any product. To the maximum extent permitted by applicable law, Vishay disclaims (i) any and all liability arising out of the application or use of any product, (ii) any and all liability, including without limitation special, consequential or incidental damages, and (iii) any and all implied warranties, including warranties of fitness for particular purpose, non-infringement and merchantability.

Statements regarding the suitability of products for certain types of applications are based on Vishay's knowledge of typical requirements that are often placed on Vishay products in generic applications. Such statements are not binding statements about the suitability of products for a particular application. It is the customer's responsibility to validate that a particular product with the properties described in the product specification is suitable for use in a particular application. Parameters provided in datasheets and / or specifications may vary in different applications and performance may vary over time. All operating parameters, including typical parameters, must be validated for each customer application by the customer's technical experts. Product specifications do not expand or otherwise modify Vishay's terms and conditions of purchase, including but not limited to the warranty expressed therein.

Hyperlinks included in this datasheet may direct users to third-party websites. These links are provided as a convenience and for informational purposes only. Inclusion of these hyperlinks does not constitute an endorsement or an approval by Vishay of any of the products, services or opinions of the corporation, organization or individual associated with the third-party website. Vishay disclaims any and all liability and bears no responsibility for the accuracy, legality or content of the third-party website or for that of subsequent links.

Vishay products are not designed for use in life-saving or life-sustaining applications or any application in which the failure of the Vishay product could result in personal injury or death unless specifically qualified in writing by Vishay. Customers using or selling Vishay products not expressly indicated for use in such applications do so at their own risk. Please contact authorized Vishay personnel to obtain written terms and conditions regarding products designed for such applications.

No license, express or implied, by estoppel or otherwise, to any intellectual property rights is granted by this document or by any conduct of Vishay. Product names and markings noted herein may be trademarks of their respective owners.