


Quartz Crystals



The XT23 is a miniature SMD crystal with 3.2 x 2.5 (mm) ceramic package and a height of 0.8 mm. 8 MHz to 54 MHz frequency makes it widely applied in PDA, GPS, MP3, PCMCIA, bluetooth, and portable instruments.

FEATURES

- Ultra-miniature size: 3.2 x 2.5 x 0.8 (mm)
- Wide frequency range
- Seam sealing
- Emboss tapping
- Material categorization: for definitions of compliance please see www.vishay.com/doc?99912



RoHS
COMPLIANT

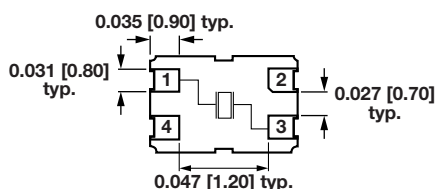
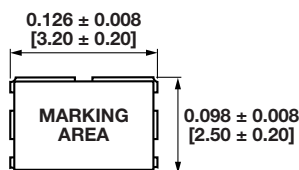
STANDARD ELECTRICAL SPECIFICATIONS

PARAMETER	SYMBOL	CONDITION	UNIT	MIN.	TYP.	MAX.
Frequency range	F_0		MHz	8.0	-	54.0
Frequency tolerance	$\Delta F/F_0$	At 25 °C	ppm	-	$\pm 10, \pm 15, \pm 20, \pm 25, \pm 30$	-
Temperature stability	T_C	Ref. to 25 °C	ppm	-	$\pm 20, \pm 25, \pm 30, \pm 35, \pm 50, \pm 100$	-
Operating temperature range	T_{OPR}		°C	-10	-	+70
Storage temperature range	T_{STG}		°C	-55	-	+125
Shunt capacitance	C_0		pF	-	-	3
Load capacitance	C_L	Customer specified	pF	8	-	Series
Insulation resistance	I_R	100 V _{DC}	MΩ	500	-	-
Drive level	D_L		μW	10	100	300
Aging	Fa	At 25 °C, per year	ppm	-5	-	+5

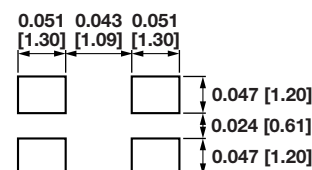
EQUIVALENT SERIES RESISTANCE (ESR) AND MODE OF VIBRATION (MODE)

FREQUENCY RANGE (MHz)	MAX. ESR (Ω)	MODE
8.000 to 11.999	400	Fundamental
12.000 to 12.999	100	Fundamental
13.000 to 19.999	80	Fundamental
20.000 to 29.999	70	Fundamental
30.000 to 54.000	50	Fundamental

DIMENSIONS in inches [millimeters]



Recommended Solder Pattern



Note
Pin #2 and pin #4 are connected through cover, in case connected to GND. Frequency might be drifted.



PART NUMBER CONFIGURATIONS (to be used on all New Designs)

X	T	2	3	1	0	H	J	R	G	X	8	M	1	9	2	E
Crystal		Package / Size		Load Cap.		Pack Code	Freq. Tolerance	Operating Temp.	Temp. Stability	Options	Frequency					Lead (PB)-free
		23		10 = std. SE = series		H = tape and reel	G = ± 30 ppm E = ± 25 ppm H = ± 20 ppm I = ± 15 ppm J = ± 10 ppm	S = -10 °C to +70 °C R = -40 °C to +85 °C	C = ± 100 ppm D = ± 50 ppm F = ± 35 ppm G = ± 30 ppm E = ± 25 ppm H = ± 20 ppm	X = no options Contact factory for available options	Use "M" as decimal place holder Frequency must be five digits - complete with "0" at the end					E = lead (Pb)-free

Previous / legacy part number information: still valid for existing designs;
all New Designs should use the new part configuration above



Disclaimer

ALL PRODUCT, PRODUCT SPECIFICATIONS AND DATA ARE SUBJECT TO CHANGE WITHOUT NOTICE TO IMPROVE RELIABILITY, FUNCTION OR DESIGN OR OTHERWISE.

Vishay Intertechnology, Inc., its affiliates, agents, and employees, and all persons acting on its or their behalf (collectively, "Vishay"), disclaim any and all liability for any errors, inaccuracies or incompleteness contained in any datasheet or in any other disclosure relating to any product.

Vishay makes no warranty, representation or guarantee regarding the suitability of the products for any particular purpose or the continuing production of any product. To the maximum extent permitted by applicable law, Vishay disclaims (i) any and all liability arising out of the application or use of any product, (ii) any and all liability, including without limitation special, consequential or incidental damages, and (iii) any and all implied warranties, including warranties of fitness for particular purpose, non-infringement and merchantability.

Statements regarding the suitability of products for certain types of applications are based on Vishay's knowledge of typical requirements that are often placed on Vishay products in generic applications. Such statements are not binding statements about the suitability of products for a particular application. It is the customer's responsibility to validate that a particular product with the properties described in the product specification is suitable for use in a particular application. Parameters provided in datasheets and / or specifications may vary in different applications and performance may vary over time. All operating parameters, including typical parameters, must be validated for each customer application by the customer's technical experts. Product specifications do not expand or otherwise modify Vishay's terms and conditions of purchase, including but not limited to the warranty expressed therein.

Hyperlinks included in this datasheet may direct users to third-party websites. These links are provided as a convenience and for informational purposes only. Inclusion of these hyperlinks does not constitute an endorsement or an approval by Vishay of any of the products, services or opinions of the corporation, organization or individual associated with the third-party website. Vishay disclaims any and all liability and bears no responsibility for the accuracy, legality or content of the third-party website or for that of subsequent links.

Vishay products are not designed for use in life-saving or life-sustaining applications or any application in which the failure of the Vishay product could result in personal injury or death unless specifically qualified in writing by Vishay. Customers using or selling Vishay products not expressly indicated for use in such applications do so at their own risk. Please contact authorized Vishay personnel to obtain written terms and conditions regarding products designed for such applications.

No license, express or implied, by estoppel or otherwise, to any intellectual property rights is granted by this document or by any conduct of Vishay. Product names and markings noted herein may be trademarks of their respective owners.