


Enhanced isoCink+™ Bridge Rectifiers



*Tested to UL standard for safety electrically isolated semiconductor devices. UL 1557 4th edition.
Dielectric tested to maximum case, storage and junction temperature to 150 °C to withstand 1500 V.
Epoxy meets UL 94 V-0 flammability rating.

LINKS TO ADDITIONAL RESOURCES



FEATURES

- UL recognition file number E312394 (QQX2) UL 1557 (see *)
- Enhanced high-current density single in-line package
- Superior thermal conductivity
- Glass passivated chip junction
- Solder dip 275 °C max. 10 s, per JESD 22-B106
- Material categorization: for definitions of compliance please see www.vishay.com/doc?99912



TYPICAL APPLICATIONS

General purpose use in AC/DC bridge full wave rectification for switching power supply, home appliances and white-goods applications.

MECHANICAL DATA

Case: PB

Molding compound meets UL 94 V-0 flammability rating
Base P/N-E3 - RoHS-compliant, industrial grade

Terminals: matte tin plated leads, solderable per J-STD-002 and JESD 22-B102

E3 suffix meets JESD 201 class 1A whisker test

Polarity: as marked on body

Mounting Torque: 10 cm·kg (8.8 inches·lbs) max.

Recommended Torque: 5.7 cm·kg (5 inches·lbs)

PRIMARY CHARACTERISTICS

Package	PB
$I_{F(AV)}$	40 A
V_{RRM}	600 V, 800 V, 1000 V
I_{FSM}	400 A
I_R	10 μ A
V_F at $I_F = 20$ A	0.94 V
T_J max.	150 °C
Circuit configuration	In-line

MAXIMUM RATINGS ($T_A = 25$ °C unless otherwise noted)

PARAMETER	SYMBOL	PB4006	PB4008	PB4010	UNIT
Maximum repetitive peak reverse voltage	V _{RRM}	600	800	1000	V
Average rectified forward current (Fig. 1, 2)	I _O	T _C = 87 °C ⁽¹⁾			A
		T _A = 25 °C ⁽²⁾			
Non-repetitive peak forward surge current 8.3 ms single sine-wave, T _J = 25 °C	I _{FSM}	400			A
Rating for fusing (t < 8.3 ms) T _J = 25 °C	I ² t	664			A ² s
Operating junction and storage temperature range	T _J , T _{STG}	-55 to +150			°C

Notes

⁽¹⁾ With heatsink

⁽²⁾ Without heatsink, free air

**ELECTRICAL CHARACTERISTICS** ($T_A = 25\text{ }^{\circ}\text{C}$ unless otherwise noted)

PARAMETER	TEST CONDITIONS	SYMBOL	TYP.	MAX.	UNIT
Maximum instantaneous forward voltage per diode ⁽¹⁾	$I_F = 20\text{ A}$	V_F	1.01	1.10	V
			0.94	1.00	
Reverse current per diode ⁽²⁾	rated V_R	I_R	-	10	μA
			130	500	
Typical junction capacitance per diode	4.0 V, 1 MHz	C_J	120	-	pF

Notes⁽¹⁾ Pulse test: 300 μs pulse width, 1 % duty cycle⁽²⁾ Pulse test: 10 ms pulse width**THERMAL CHARACTERISTICS** ($T_A = 25\text{ }^{\circ}\text{C}$ unless otherwise noted)

PARAMETER	SYMBOL	PB4006	PB4008	PB4010	UNIT
Typical thermal resistance	R _{θJC} ⁽¹⁾	0.75			°C/W
	R _{θJA} ⁽²⁾	18			

Notes⁽¹⁾ With 60 W air cooled heatsink⁽²⁾ Without heatsink, free air**ORDERING INFORMATION** (Example)

PREFERRED P/N	UNIT WEIGHT (g)	PREFERRED PACKAGE CODE	BASE QUANTITY	DELIVERY MODE
PB4006-E3/45	7.53	45	20	Tube

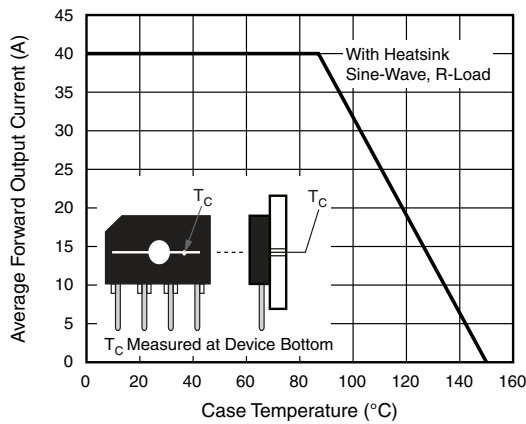
RATINGS AND CHARACTERISTICS CURVES ($T_A = 25\text{ }^{\circ}\text{C}$ unless otherwise noted)


Fig. 1 - Derating Curve Output Rectified Current

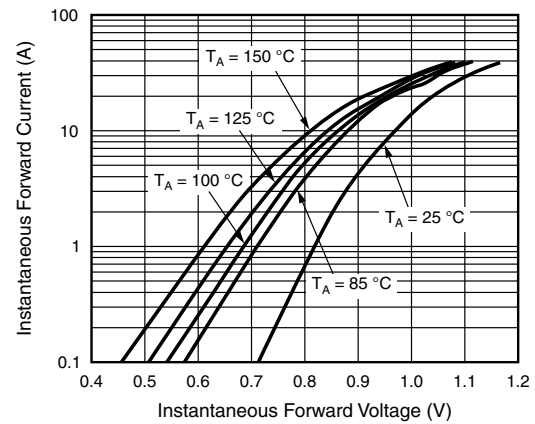


Fig. 4 - Typical Forward Characteristics Per Diode

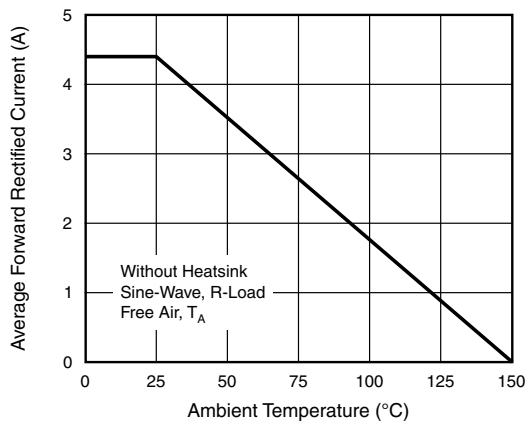


Fig. 2 - Forward Current Derating Curve

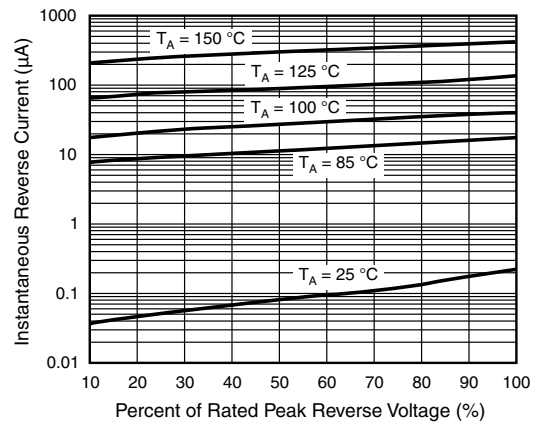


Fig. 5 - Typical Reverse Characteristics Per Diode

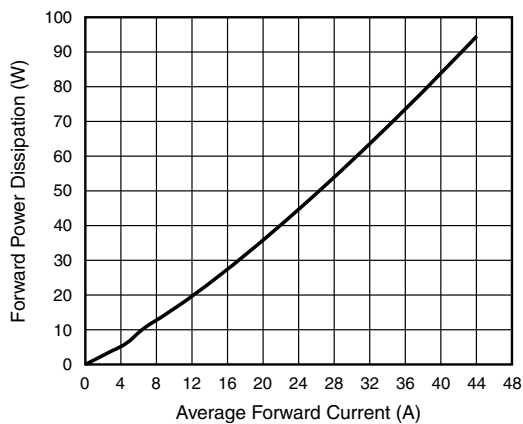


Fig. 3 - Forward Power Dissipation

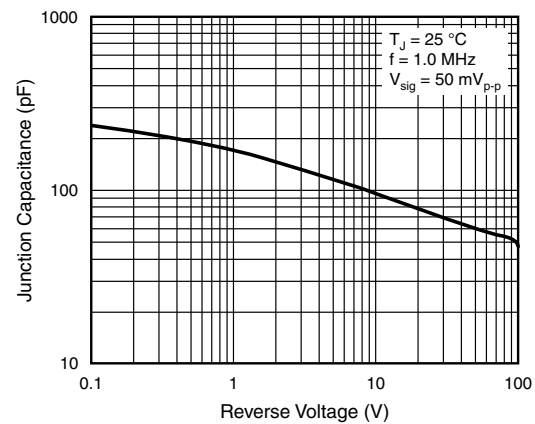
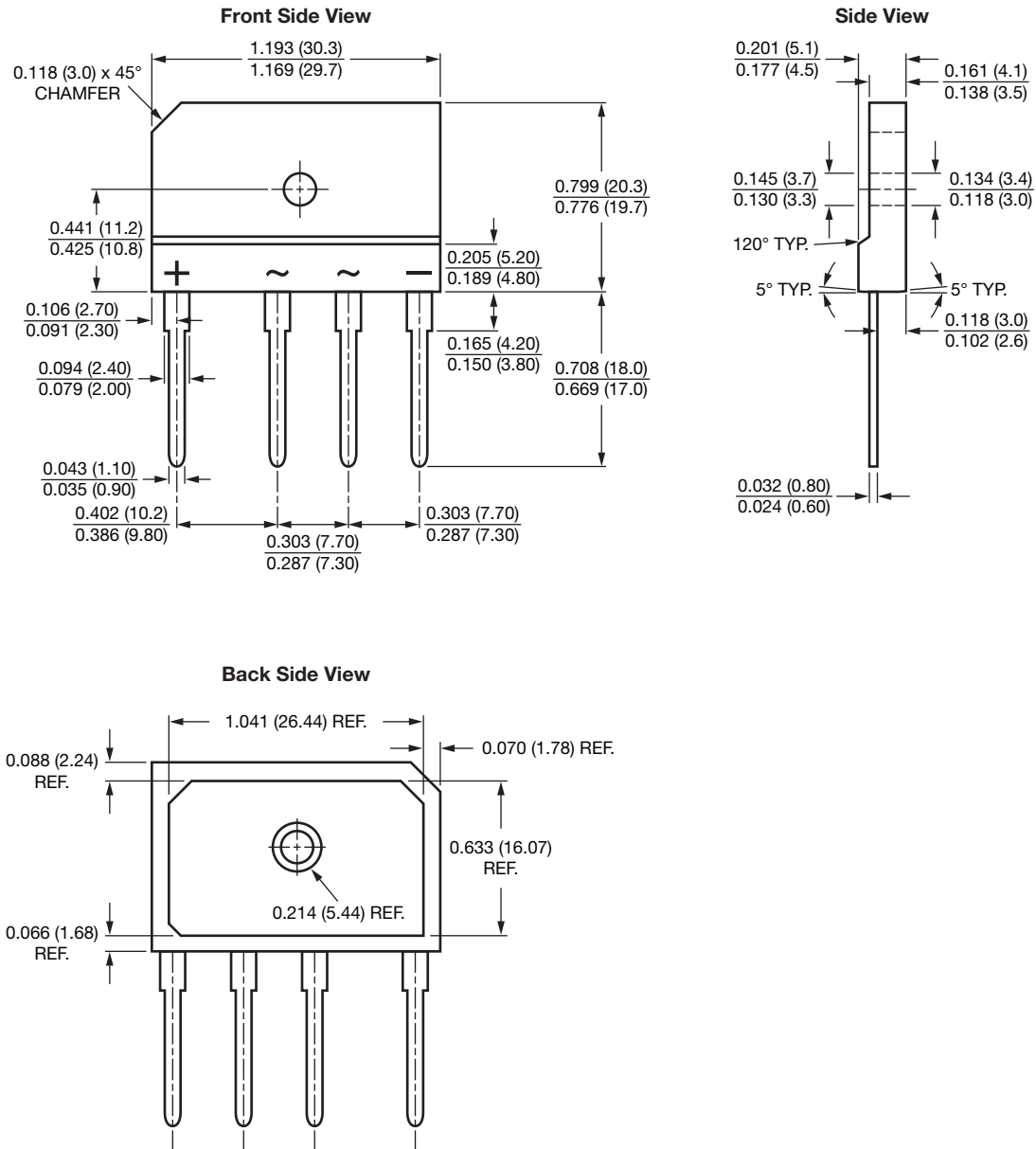


Fig. 6 - Typical Junction Capacitance Per Diode



PACKAGE OUTLINE DIMENSIONS in inches (millimeters)

Case Type PB





Disclaimer

ALL PRODUCT, PRODUCT SPECIFICATIONS AND DATA ARE SUBJECT TO CHANGE WITHOUT NOTICE TO IMPROVE RELIABILITY, FUNCTION OR DESIGN OR OTHERWISE.

Vishay Intertechnology, Inc., its affiliates, agents, and employees, and all persons acting on its or their behalf (collectively, "Vishay"), disclaim any and all liability for any errors, inaccuracies or incompleteness contained in any datasheet or in any other disclosure relating to any product.

Vishay makes no warranty, representation or guarantee regarding the suitability of the products for any particular purpose or the continuing production of any product. To the maximum extent permitted by applicable law, Vishay disclaims (i) any and all liability arising out of the application or use of any product, (ii) any and all liability, including without limitation special, consequential or incidental damages, and (iii) any and all implied warranties, including warranties of fitness for particular purpose, non-infringement and merchantability.

Statements regarding the suitability of products for certain types of applications are based on Vishay's knowledge of typical requirements that are often placed on Vishay products in generic applications. Such statements are not binding statements about the suitability of products for a particular application. It is the customer's responsibility to validate that a particular product with the properties described in the product specification is suitable for use in a particular application. Parameters provided in datasheets and / or specifications may vary in different applications and performance may vary over time. All operating parameters, including typical parameters, must be validated for each customer application by the customer's technical experts. Product specifications do not expand or otherwise modify Vishay's terms and conditions of purchase, including but not limited to the warranty expressed therein.

Hyperlinks included in this datasheet may direct users to third-party websites. These links are provided as a convenience and for informational purposes only. Inclusion of these hyperlinks does not constitute an endorsement or an approval by Vishay of any of the products, services or opinions of the corporation, organization or individual associated with the third-party website. Vishay disclaims any and all liability and bears no responsibility for the accuracy, legality or content of the third-party website or for that of subsequent links.

Except as expressly indicated in writing, Vishay products are not designed for use in medical, life-saving, or life-sustaining applications or for any other application in which the failure of the Vishay product could result in personal injury or death. Customers using or selling Vishay products not expressly indicated for use in such applications do so at their own risk. Please contact authorized Vishay personnel to obtain written terms and conditions regarding products designed for such applications.

No license, express or implied, by estoppel or otherwise, to any intellectual property rights is granted by this document or by any conduct of Vishay. Product names and markings noted herein may be trademarks of their respective owners.