

LVAC Power Capacitors Terminal Block With Spring Connection

ESTAspring

FEATURES

- Maintenance free
- Reduced assembly times up to 60 %
- Vibration proof in wind power plants and during transport
- Optical connection check:
Lever closed = successfully contacted
- 2.5 mm² up to 25 mm² with wire-end sleeve
- Defined continuous contact force through spring technology
- Stainless steel spring
- Corrosion proof
- Fast and easy lever-operated wire connection
- Copper alloy for conductor material
- UL and cUL

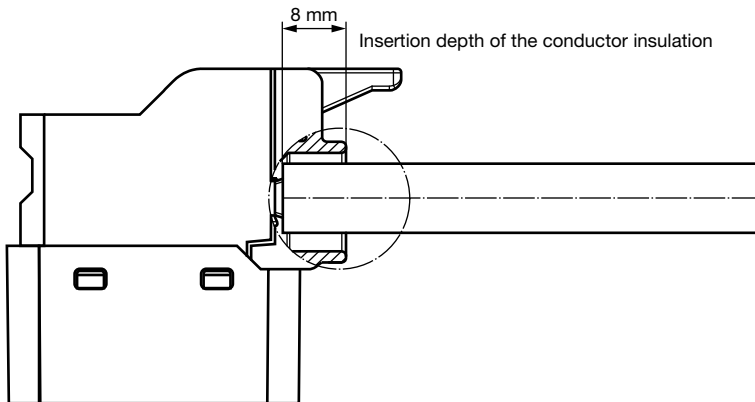
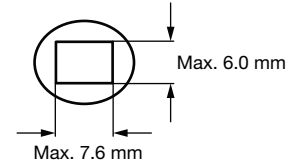

APPLICATIONS

- Wind power plants
- Solar panels and inverters
- Thermal power station
- Power factor correction $\leq 1000 \text{ VAC}_{\text{RMS}}$
- Harmonic filter


RoHS
 COMPLIANT
 HALOGEN
FREE
GREEN
 (5-2008)

| QUICK REFERENCE DATA | |
|------------------------------------|--|
| Series | PhMKP With ESTAspring |
| Description | LVAC Power Capacitors - Oil and Dry - INDOOR, IP20 |
| Type | Capacitors, fixed, low voltage |
| Technology | MKP, metallized polypropylene film |
| Voltage max. (V) | 1000 |
| Capacitance min. (μF) | 3-phase D: 3 x 11.5, 3-phase Y: 3 x 83.6, 1-phase: 49.7 |
| Capacitance max. (μF) | 3-phase D: 3 x 335.0, 3-phase Y: 3 x 219.3, 1-phase: 332.2 |
| Output min. (kvar) | 2 |
| Output max. (kvar) | 37.1 |

CAPACITORS WITH ESTAspring



Transverse ok



Upended wrong

STANDARDS FOR ESTAspring TERMINAL BLOCK

- Conductor pull-out test according to IEC 60998-2-1
- Impulse withstand voltage test according to IEC 60664-1
- Current carrying capacity up to 90 A/phase according to IEC 60512-5-2
- Vibration test according to IEC 60068-2-6
- Corrosion test according to IEC 6988
- Temperature shock test according to IEC 60512-11-4, clause 11d
- Degree of protection IP20, test according to DIN 40050-9/60529

The lever is designed for a minimum of 10 operating cycles. Continuous use can result in excessive wear.



CAPACITORS WITH ESTAspring

IP20, OIL

| RATED VOLTAGE 400 V TO 660 V, DELTA CONNECTION | | | | | | |
|--|---------------|-----------|-------------|--------------------|-----------|---|
| TYPE | ARTICLE NO. | VOLTAGE V | OUTPUT kvar | CAP. μF | CURRENT A | DIMENSIONS $\text{\O} \times \text{H}$ mm |
| PhMKP400.3.12,50-S64 | 5341-48108-xx | 400 | 12.5 | 3 x 82.9 | 18 | 64 x 265 |
| PhMKP400.3.20,00-S84 | 5341-48807-xx | 400 | 20 | 3 x 132.6 | 28.8 | 84.4 x 265 |
| PhMKP400.3.25,00-S84 | 5341-48808-xx | 400 | 25 | 3 x 165.8 | 36.1 | 84.4 x 265 |
| PhMKP440.3.25,00-S84 | 5341-48816-xx | 440 | 25 | 3 x 137 | 32.8 | 84.4 x 265 |
| PhMKP440.3.28,10-S84 | 5341-48817-xx | 440 | 28.1 | 3 x 154 | 36.9 | 84.4 x 265 |
| PhMKP525.3.12,50-S84 | 5341-48820-xx | 525 | 12.5 | 3 x 48.1 | 13.7 | 84.4 x 190 |
| PhMKP525.3.20,00-S84 | 5341-48823-xx | 525 | 20 | 3 x 77 | 22 | 84.4 x 265 |
| PhMKP525.3.25,00-S84 | 5341-48824-xx | 525 | 25 | 3 x 96.2 | 27.5 | 84.4 x 265 |
| PhMKP660.3.22,90-S84 | 5341-48831-xx | 660 | 22.9 | 3 x 55.8 | 20 | 84.4 x 340 |

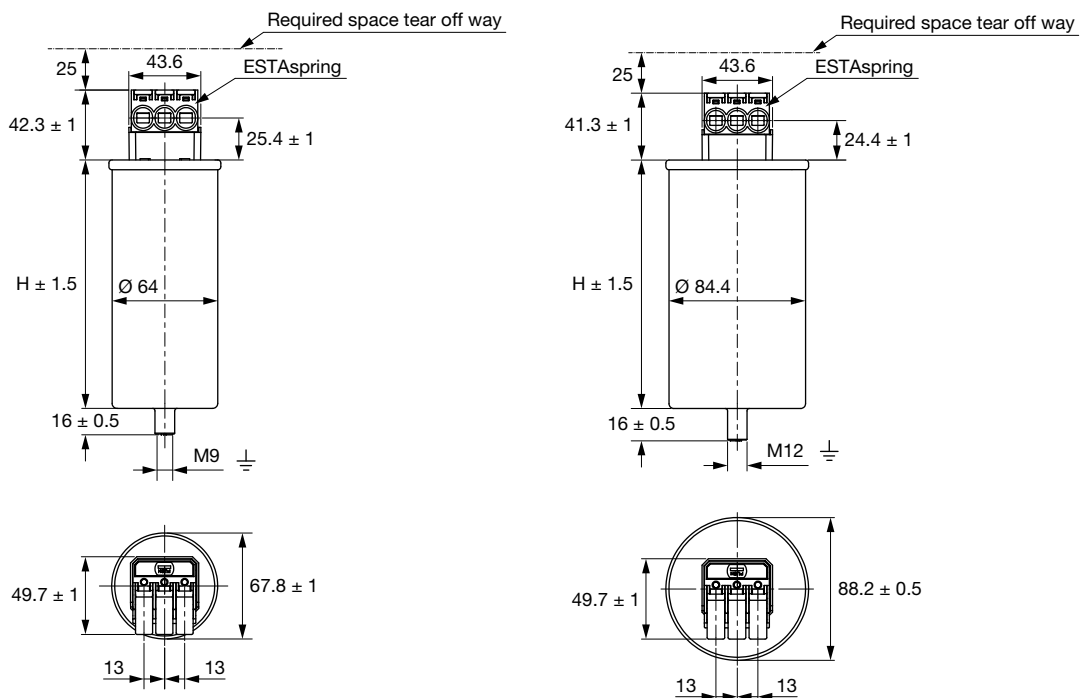
| ORDERING INFORMATION | | | | |
|----------------------|-------------|-----------------|---------------|----------------------------------|
| PhMKP | 440 | .3. | 28,10 | -S84 |
| Series (oil-filled) | Voltage (V) | Delta-connected | Output (kvar) | ESTAspring on 84 mm diameter can |

Notes

- Additional ratings on request:

| | |
|----------------------|---|
| Series | PhMKP, oil-filled; PhMKPg, DRY, gas-filled |
| Voltage (V_{AC}) | 230 to 1000 |
| Connection | Single = 1; Star = 2; Delta = 3 |
| Output (kvar) | 2 to 37.1 |
| Terminal / diameter | S = ESTAspring / 64 mm, 84 mm, 116 mm, 136 mm |

DIMENSIONS in millimeters





Disclaimer

ALL PRODUCT, PRODUCT SPECIFICATIONS AND DATA ARE SUBJECT TO CHANGE WITHOUT NOTICE TO IMPROVE RELIABILITY, FUNCTION OR DESIGN OR OTHERWISE.

Vishay Intertechnology, Inc., its affiliates, agents, and employees, and all persons acting on its or their behalf (collectively, "Vishay"), disclaim any and all liability for any errors, inaccuracies or incompleteness contained in any datasheet or in any other disclosure relating to any product.

Vishay makes no warranty, representation or guarantee regarding the suitability of the products for any particular purpose or the continuing production of any product. To the maximum extent permitted by applicable law, Vishay disclaims (i) any and all liability arising out of the application or use of any product, (ii) any and all liability, including without limitation special, consequential or incidental damages, and (iii) any and all implied warranties, including warranties of fitness for particular purpose, non-infringement and merchantability.

Statements regarding the suitability of products for certain types of applications are based on Vishay's knowledge of typical requirements that are often placed on Vishay products in generic applications. Such statements are not binding statements about the suitability of products for a particular application. It is the customer's responsibility to validate that a particular product with the properties described in the product specification is suitable for use in a particular application. Parameters provided in datasheets and / or specifications may vary in different applications and performance may vary over time. All operating parameters, including typical parameters, must be validated for each customer application by the customer's technical experts. Product specifications do not expand or otherwise modify Vishay's terms and conditions of purchase, including but not limited to the warranty expressed therein.

Except as expressly indicated in writing, Vishay products are not designed for use in medical, life-saving, or life-sustaining applications or for any other application in which the failure of the Vishay product could result in personal injury or death. Customers using or selling Vishay products not expressly indicated for use in such applications do so at their own risk. Please contact authorized Vishay personnel to obtain written terms and conditions regarding products designed for such applications.

No license, express or implied, by estoppel or otherwise, to any intellectual property rights is granted by this document or by any conduct of Vishay. Product names and markings noted herein may be trademarks of their respective owners.