

Axial Cemented, Fusible, Wirewound Resistors



FEATURES

- Can operate as both a normal resistor and as a fuse
- Fuses when overloaded by more than 100 times the rated power
- Ceramic core
- Non flammable cement coating
- Mainly designed to customer requirements
- Pure tin plating provides compatibility with lead (Pb)-free and lead containing soldering processes
- Material categorization: For definitions of compliance please see www.vishay.com/doc?99912



STANDARD ELECTRICAL SPECIFICATIONS

GLOBAL MODEL	HISTORICAL MODEL	POWER RATING $P_{40^\circ\text{C}}$ W (MAX.)	TOLERANCE STANDARD (MAX.) \pm %	RESISTANCE RANGE ⁽¹⁾ NOMINAL (TYP.) Ω	TEMP. COEF. (TYP.) ppm/ $^\circ\text{C}$	MAX. PEAK ENERGY ⁽¹⁾ Ws (MAX.)	MAX. PEAK POWER ⁽²⁾ W (MAX.)	PERMISSIBLE $I^2 \times T$ VALUE ⁽³⁾ AT 40 $^\circ\text{C}$ A^2s (MIN.)	FUSING $I^2 \times T$ VALUE ⁽³⁾ AT 40 $^\circ\text{C}$ A^2s (MIN.)
Z3020414	Z302 BV 20327	3	5, 10	15	100 to 180	1.07	1875	0.07	0.27

Notes

- (1) Ambient temperature = 23 $^\circ\text{C}$
 (2) Ambient temperature = 40 $^\circ\text{C}$
 (3) Ambient temperature = 100 $^\circ\text{C}$

CHARACTERISTICS OF FUSIBLE RESISTORS

Fusible resistors are capable of acting as both a regular resistor and as a fuse when abnormal current comes in. Since the two functions are performed by only one component the cost is lower.

The Z302 BV 20327 fuses when overloaded at more than 100 times the rated power. In line-powered devices, these fusible resistors can be used to act as a fuse when malfunction occurs and line voltage drops across the resistor.

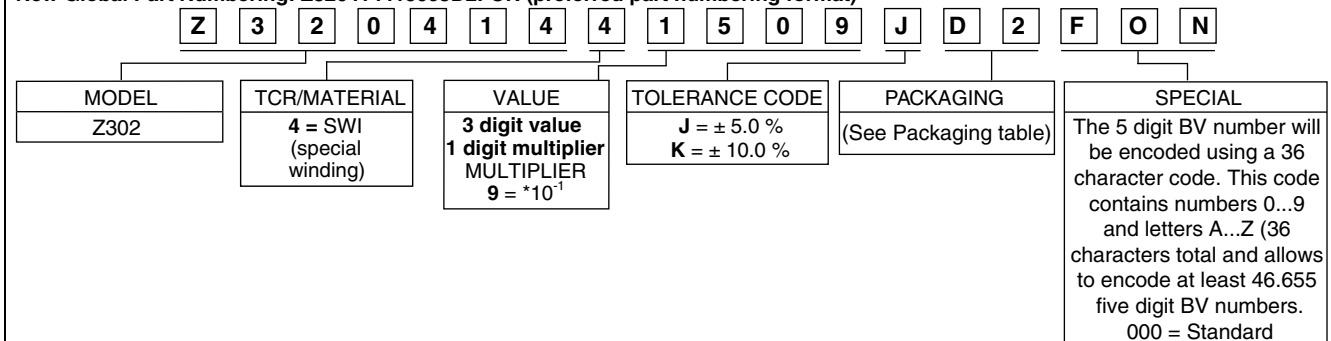
To prevent flames or explosion when fusing, the device has an inflammable construction with high dielectric strength. After fusing the resistance value will be more than 100 k Ω to realize sufficient circuit break. The components are mainly designed specifically to customer requirements.

APPLICATIONS FOR FUSIBLE RESISTORS

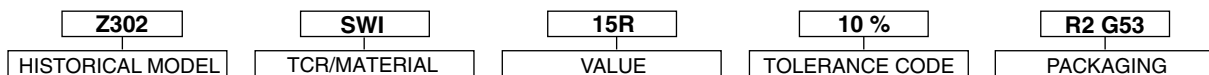
- Power supplies
- Energy saving lamps
- Battery charges

GLOBAL PART NUMBER INFORMATION

New Global Part Numbering: Z32041441509JD2FON (preferred part numbering format)

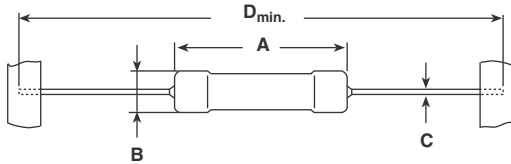


Historical Part Number Example: Z302 SWI 15R 10% R2 G53 (will continue to be accepted)



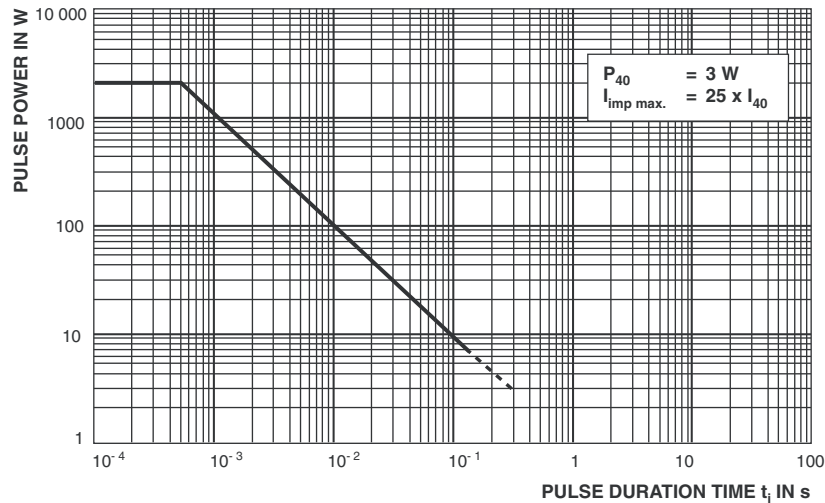
PACKAGING TABLE			
SAP	DRALORIC LEGACY	PACKAGING 2 DIGITS	
D2	R2 G53	Reel pack tape 53 mm, 2000 pieces	Z302 BV 20327

DIMENSIONS

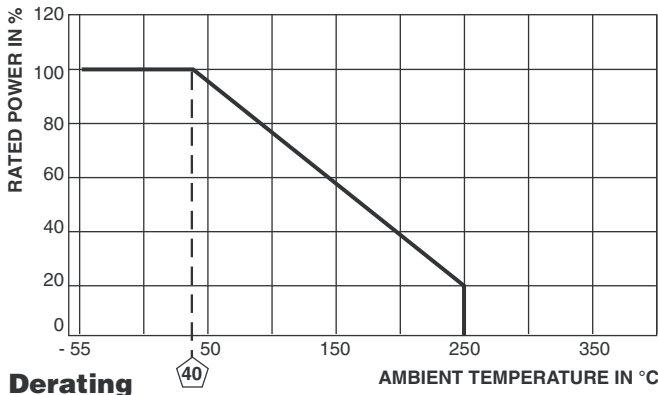


MODEL	DIMENSIONS in millimeters [inches]				WEIGHT (g)
	A	B	C	D _{MIN.}	
Z302 BV 20327	13 [0.512]	4.8 [0.189]	0.8 [0.31]	53 ± 1 [2.087 ± 0.039]	0.8 typical

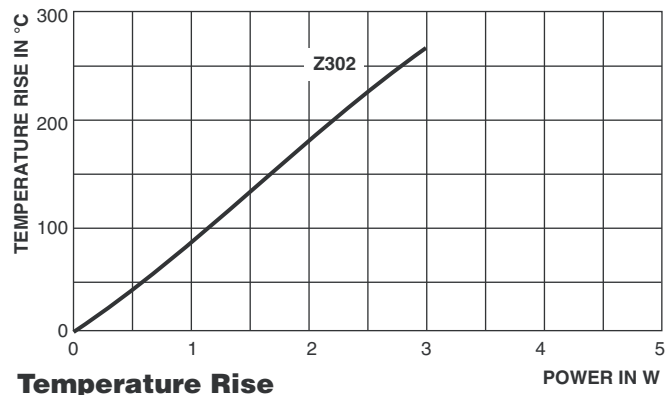
PERFORMANCE	
TEST	TEST RESULTS
Load Life, 12 000 h	± 3 % ΔR
Vibration	± 1 % ΔR
Shock	± 1 % ΔR
Resistance to Soldering Heat	± 1 % ΔR



Pulse performance for single square pulses at 40 °C



Derating



Temperature Rise



Disclaimer

ALL PRODUCT, PRODUCT SPECIFICATIONS AND DATA ARE SUBJECT TO CHANGE WITHOUT NOTICE TO IMPROVE RELIABILITY, FUNCTION OR DESIGN OR OTHERWISE.

Vishay Intertechnology, Inc., its affiliates, agents, and employees, and all persons acting on its or their behalf (collectively, "Vishay"), disclaim any and all liability for any errors, inaccuracies or incompleteness contained in any datasheet or in any other disclosure relating to any product.

Vishay makes no warranty, representation or guarantee regarding the suitability of the products for any particular purpose or the continuing production of any product. To the maximum extent permitted by applicable law, Vishay disclaims (i) any and all liability arising out of the application or use of any product, (ii) any and all liability, including without limitation special, consequential or incidental damages, and (iii) any and all implied warranties, including warranties of fitness for particular purpose, non-infringement and merchantability.

Statements regarding the suitability of products for certain types of applications are based on Vishay's knowledge of typical requirements that are often placed on Vishay products in generic applications. Such statements are not binding statements about the suitability of products for a particular application. It is the customer's responsibility to validate that a particular product with the properties described in the product specification is suitable for use in a particular application. Parameters provided in datasheets and / or specifications may vary in different applications and performance may vary over time. All operating parameters, including typical parameters, must be validated for each customer application by the customer's technical experts. Product specifications do not expand or otherwise modify Vishay's terms and conditions of purchase, including but not limited to the warranty expressed therein.

Hyperlinks included in this datasheet may direct users to third-party websites. These links are provided as a convenience and for informational purposes only. Inclusion of these hyperlinks does not constitute an endorsement or an approval by Vishay of any of the products, services or opinions of the corporation, organization or individual associated with the third-party website. Vishay disclaims any and all liability and bears no responsibility for the accuracy, legality or content of the third-party website or for that of subsequent links.

Except as expressly indicated in writing, Vishay products are not designed for use in medical, life-saving, or life-sustaining applications or for any other application in which the failure of the Vishay product could result in personal injury or death. Customers using or selling Vishay products not expressly indicated for use in such applications do so at their own risk. Please contact authorized Vishay personnel to obtain written terms and conditions regarding products designed for such applications.

No license, express or implied, by estoppel or otherwise, to any intellectual property rights is granted by this document or by any conduct of Vishay. Product names and markings noted herein may be trademarks of their respective owners.