

Aluminum Electrolytic Capacitors, Vishay BCcomponents, Axial

TAPING

Vishay BCcomponents axial non-solid aluminum capacitors in sizes up to $\varnothing D = 16$ mm, are available in taped version corresponding to "IEC 60286-1".

They are most suitable for use on automatic insertion machines, cutting and forming equipment and are supplied in box (ammopack preferred), or on reel.

CAUTION

Packages must be handled with care to avoid bent leads

Table 1

TAPING DIMENSIONS in millimeters							
NOMINAL CASE SIZE ($\varnothing D \times L$)	A	S	T FOR NUMBER (n)		$L_{max.}$	C	D
			n < 50	50 < n < 100			
NON-SOLID TYPES							
4.5 x 10	63.5 ± 1.5 ⁽¹⁾	5 ± 0.4	5 (n-1) ± 2	5 (n-1) ± 4	10.5	83.5	94.5
6 x 10	63.5 ± 1.5 ⁽¹⁾	10 ± 0.4	10 (n-1) ± 2	10 (n-1) ± 4	10.5	83.5	94.5
6.3 x 12.7	63.5 ± 1.5 ⁽¹⁾	10 ± 0.4	10 (n-1) ± 2	10 (n-1) ± 4	12.9	83.5	94.5
7.7 x 12.7	63.5 ± 1.5 ⁽¹⁾	10 ± 0.4	10 (n-1) ± 2	10 (n-1) ± 4	12.9	83.5	94.5
8 x 11	63.5 ± 1.5 ⁽¹⁾	10 ± 0.4	10 (n-1) ± 2	10 (n-1) ± 4	11.5	83.5	94.5
6.5 x 18	73 ± 1.6 ⁽¹⁾	10 ± 0.4	10 (n-1) ± 2	10 (n-1) ± 4	18.5	88.5	99.5
8 x 18	73 ± 1.6 ⁽¹⁾	10 ± 0.4	10 (n-1) ± 2	10 (n-1) ± 4	18.5	88.5	99.5
10 x 18	73 ± 1.6 ⁽¹⁾	15 ± 0.75	15 (n-1) ± 2	15 (n-1) ± 4	18.5	88.5	99.5
10 x 25	73 ± 1.6	15 ± 0.75	15 (n-1) ± 2	15 (n-1) ± 4	25.0	88.5	99.5
10 x 30	73 ± 1.6	15 ± 0.75	15 (n-1) ± 2	15 (n-1) ± 4	30.5	90	100
12.5 x 30	73 ± 1.6	15 ± 0.75	15 (n-1) ± 2	15 (n-1) ± 4	30.5	90	100
15 x 30	73 ± 1.6	20 ± 0.75	20 (n-1) ± 2	20 (n-1) ± 4	30.5	90	100

Note

⁽¹⁾ 52 mm ± 1.5 mm on request

Dimensions in mm
 Case $\varnothing D \times L = 4.5$ mm x 10 mm to
 16 mm x 30 mm
 $B_1 - B_2 = \max. 1.4$ mm
 The negative capacitor terminals
 are connected to the blue tape.
 For dimensions A, S, T and L, see Table 1.

Note

⁽¹⁾ Not for case $\varnothing D \times L = 15$ mm x 30 mm

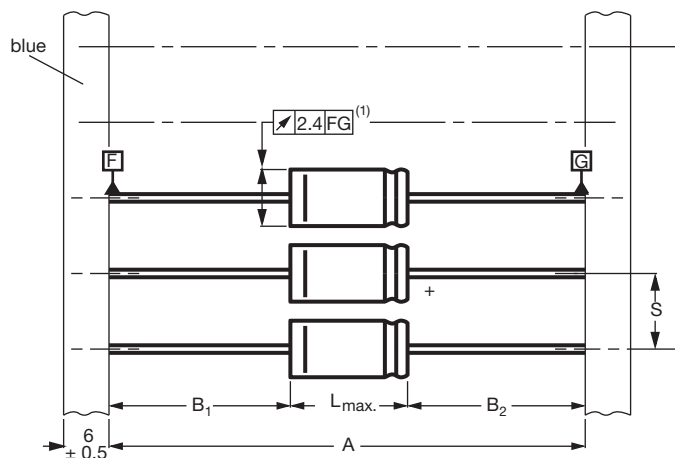
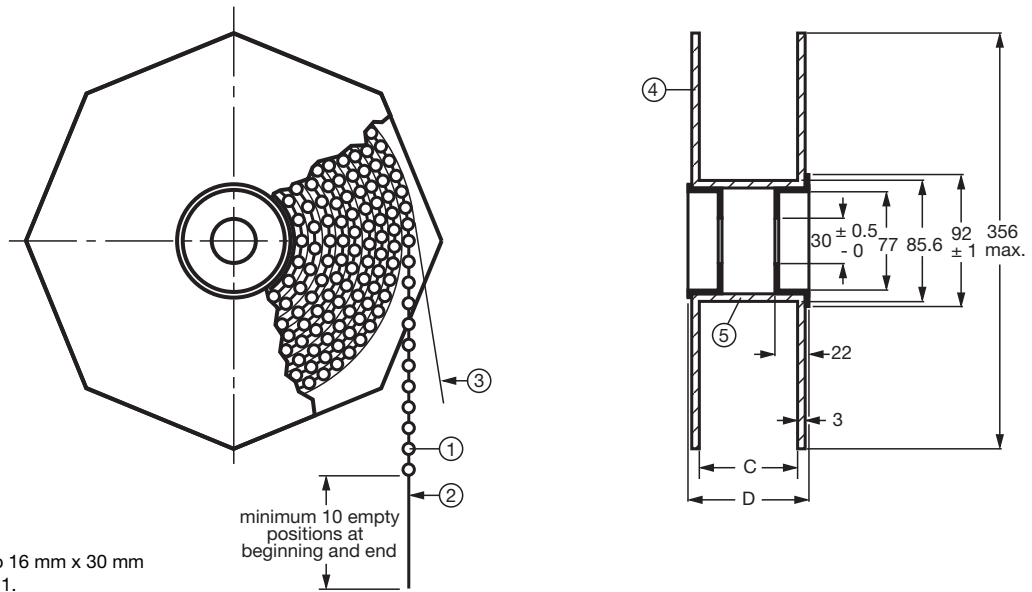
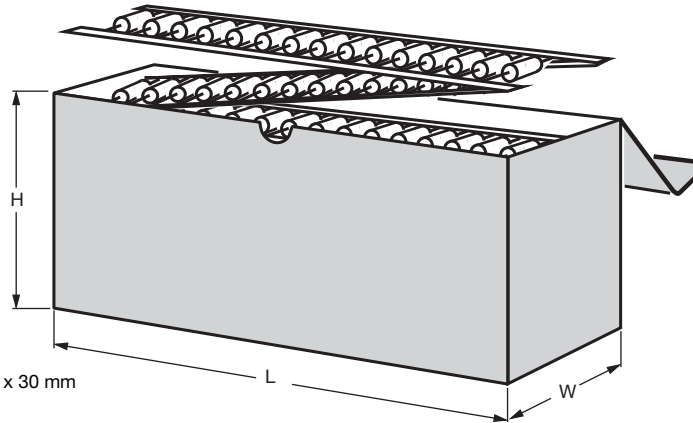


Fig. 1 - Axial capacitors on tape



1 = capacitor
 2 = tape
 3 = paper
 4 = flange
 5 = cylinder
 Dimensions in mm
 Case $\varnothing D \times L = 4.5 \text{ mm} \times 10 \text{ mm}$ to $16 \text{ mm} \times 30 \text{ mm}$
 For dimensions C and D see Table 1.

Fig. 2 - Reel dimensions



Preferred packaging
 Case $\varnothing D \times L = 4.5 \text{ mm} \times 10 \text{ mm}$ to $16 \text{ mm} \times 30 \text{ mm}$
 For dimensions L, W and H see Table 2.

Fig. 3 - Ammopack

Table 2

AMMOPACK: DIMENSIONS in millimeters			
NOMINAL CASE SIZE ($\varnothing D \times L$)	L	W	H
NON-SOLID TYPES			
4.5 x 10	282	92	90
6 x 10	420	92	107
6.3 x 12.7	420	92	130
7.7 x 12.7	420	92	107
8 x 11	420	92	107
6.5 x 18	420	98	130
8 x 18	420	98	100
10 x 18	420	98	159
10 x 25	420	98	159
12 x 30	386	101	301
15 x 30	386	101	301



Table 3

QUANTITIES PER PACKAGING UNIT				
NOMINAL CASE SIZE (Ø D x L) (mm)	AXIAL			MOUNTING RING (BULK) FORM MR
	TAPED IN AMMOPACK FORM BA	TAPED ON REEL FORM BR	BULK OR PAPERSTRIP FORM AA	
NON-SOLID TYPES				
4.5 x 10	1000	3000	-	-
6 x 10	1000	1000	-	-
6.3 x 12.7	1000	1000	-	-
7.7 x 12.7	500	500	-	-
8 x 11	500	500	-	-
6.5 x 18	1000	1000	-	-
8 x 18	500	500	-	-
10 x 18	500	500	-	-
10 x 25	500	500	-	-
10 x 30	-	500	340	-
12.5 x 30	-	400	260	-
15 x 30	-	250	200	200
18 x 30	-	-	120	240
18 x 38	-	-	125	100
21 x 38	-	-	100	100