




Wirewound Resistors, Commercial High Power, Quick Connect Terminals



Please reference the Vishay Dale closest equivalent: PC Quick Connect (www.vishay.com/doc?31826).

Notes

- There may be slight differences between the CP Quick Connect product and the PC Quick Connect product.
- See the cross-reference file for a complete list of differences and part number crosses:
www.vishay.net/files/Cross-Reference%20Data%20-%20PTN-DR-021-2015%20Rev%200.pdf.

FEATURES

- Can be purchased with or without brackets installed
- Quick connect terminals
- High power ratings
- Special inorganic potting compound and ceramic case provide high thermal conductivity in a fireproof package
- Material categorization: for definitions of compliance please see www.vishay.com/doc?99912



RoHS
COMPLIANT
HALOGEN
FREE
GREEN
(5-2008)

APPLICATIONS

The CP resistors are suited for use in high ambient temperatures and also where ease of mounting and electrical connections are to be made with quick connect terminals. Model CP0050 is particularly recommended for automotive electronic ignition ballast, appliance and motor ballasts and two-speed fans.

STANDARD ELECTRICAL SPECIFICATIONS

GLOBAL MODEL	HISTORICAL MODEL	POWER RATING $P_{40^{\circ}\text{C}}$ W	RESISTANCE RANGE Ω	TOLERANCE $\pm \%$	WEIGHT (typical) g
CP015B	CP-15B	15	0.1 to 288	5, 10	21.5
CP020B	CP-20B	20	0.1 to 460	5, 10	27.5
CP026B ⁽¹⁾	CP-26B ⁽¹⁾	25	0.12 to 570	5, 10	44.0
CP26SM	CP-26SM	25	0.12 to 570	5, 10	56.9
CP050B ⁽¹⁾	CP-50B ⁽¹⁾	50	0.16 to 740	5, 10	90.0
CP050B...1 ⁽¹⁾	CP-50B-1 ⁽¹⁾	50	0.16 to 740	5, 10	90.0

Note

⁽¹⁾ To order the CP026B, CP050B and CP050B...1 without brackets, remove the B from model number (CP0026, CP0050 and CP0050...1).

TECHNICAL SPECIFICATIONS

PARAMETER	UNIT	CP QUICK CONNECT CHARACTERISTICS
Temperature Coefficient	ppm/ $^{\circ}\text{C}$	± 300 for 1.0 Ω and above; ± 600 below 1.0 Ω
Short Time Overload	-	10 x rated power for 5 s
Operating Temperature Range	$^{\circ}\text{C}$	-65 to +275
Dielectric Withstanding Voltage	V_{AC}	1000
Maximum Working Voltage	V	$(P \times R)^{1/2}$

GLOBAL PART NUMBER INFORMATION

Global Part Numbering example: CP050B15R00JB141

C	P	0	5	0	B	1	5	R	0	0	J	B	1	4	1		
GLOBAL MODEL (see Standard Electrical Specifications Global Model column for options)						VALUE R = decimal K = thousand R1500 = 0.15 Ω 1K500 = 1500 Ω			TOLERANCE H = $\pm 3.0 \%$ J = $\pm 5.0 \%$ K = $\pm 10.0 \%$			PACKAGING B14 = lead (Pb)-free, bulk B31 = lead (Pb)-free, four layer bulk			SPECIAL (dash number) (up to 3 digits) from 1 to 999 as applicable		

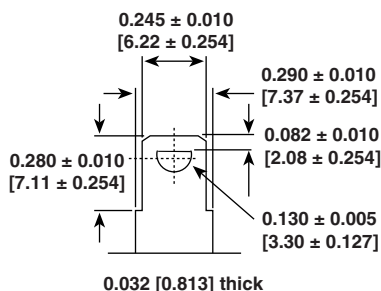
Historical Part Numbering example: CP-50B-1 15 Ω 5 % B14

CP-50B-1	15 Ω	5 %	B14
HISTORICAL MODEL	RESISTANCE VALUE	TOLERANCE CODE	PACKAGING

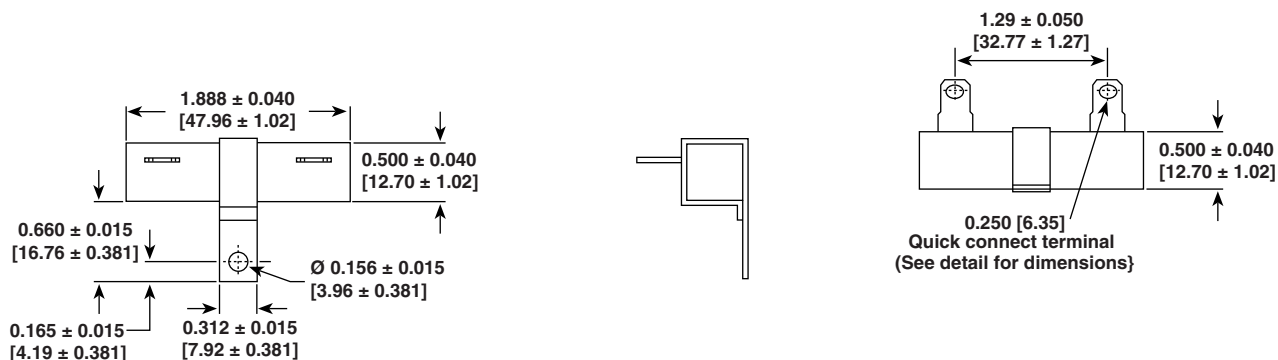


DIMENSIONS in inches [millimeters]

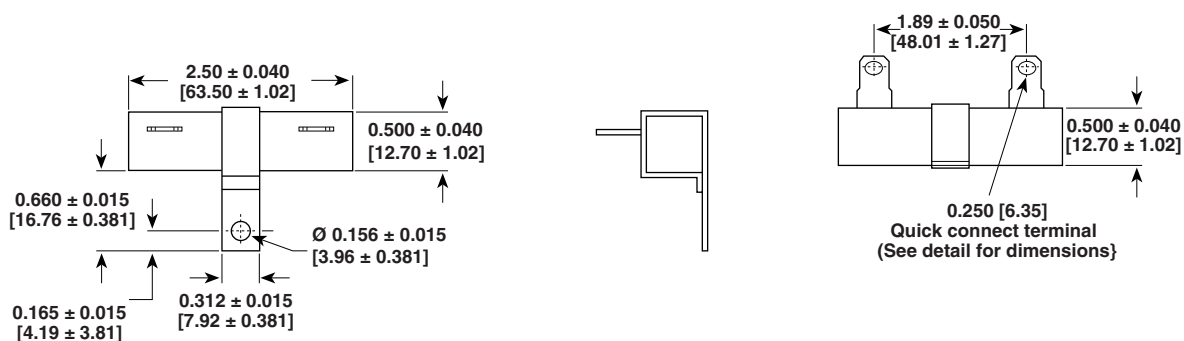
Quick connect terminal connections 0.250 [6.35]



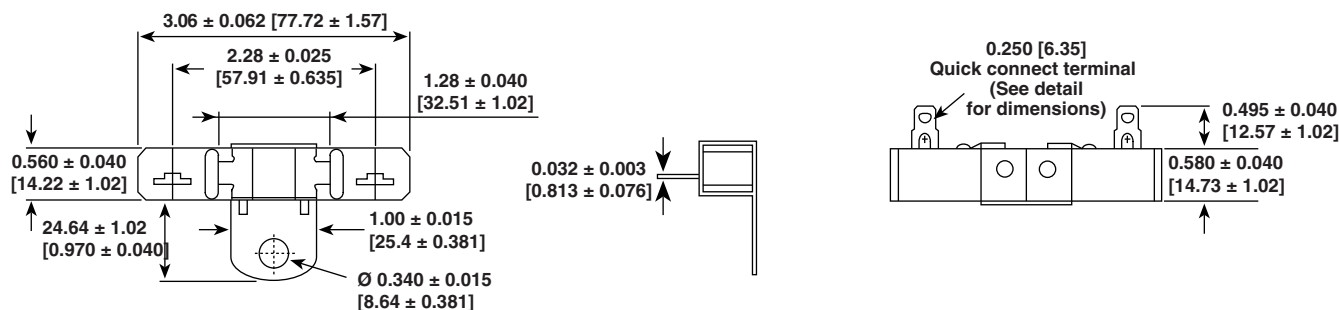
MODEL CP015B



MODEL CP020B

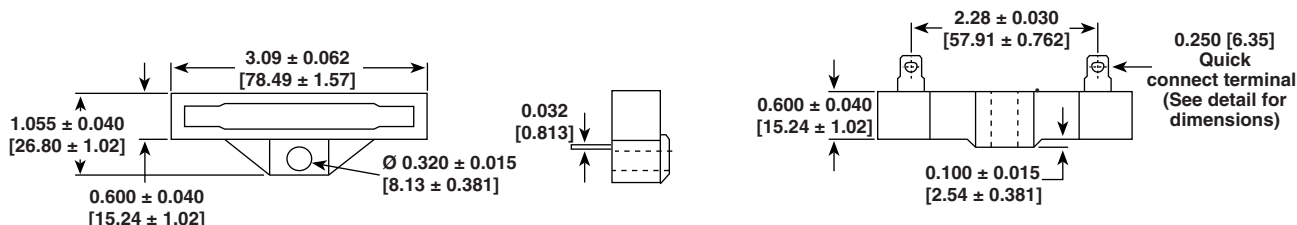


MODEL CP0026 AND CP026B

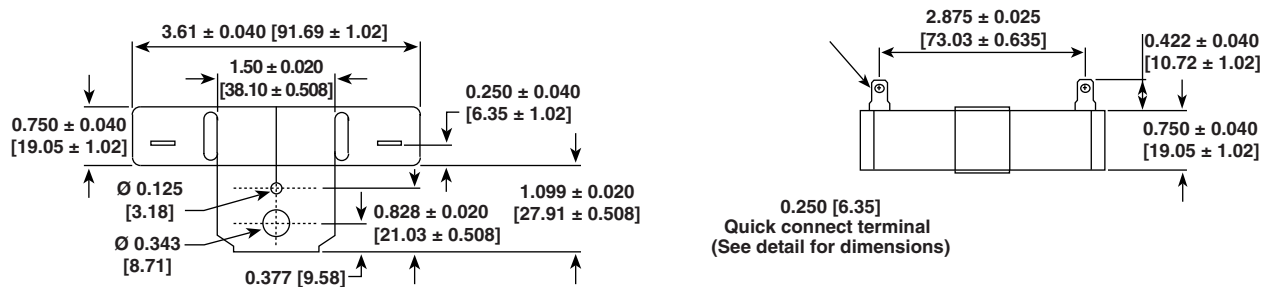




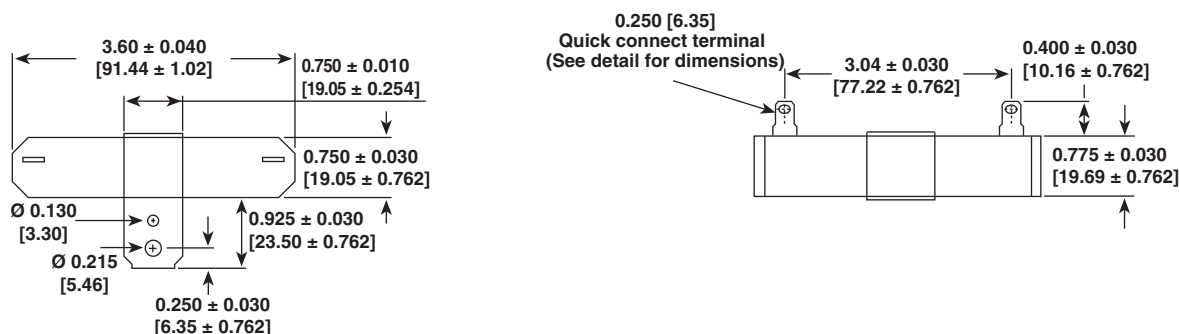
MODEL CP26SM

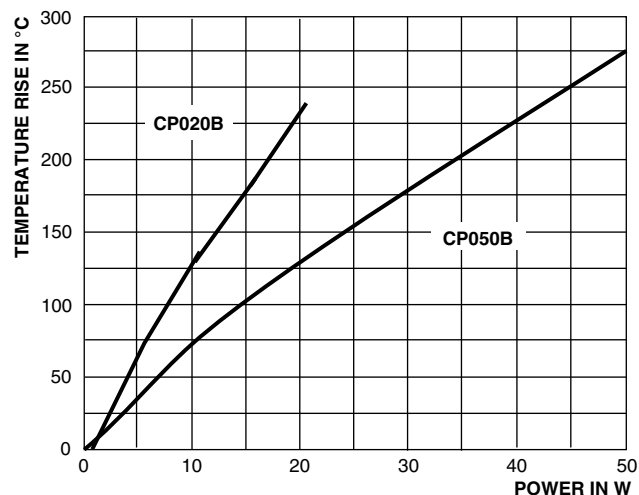
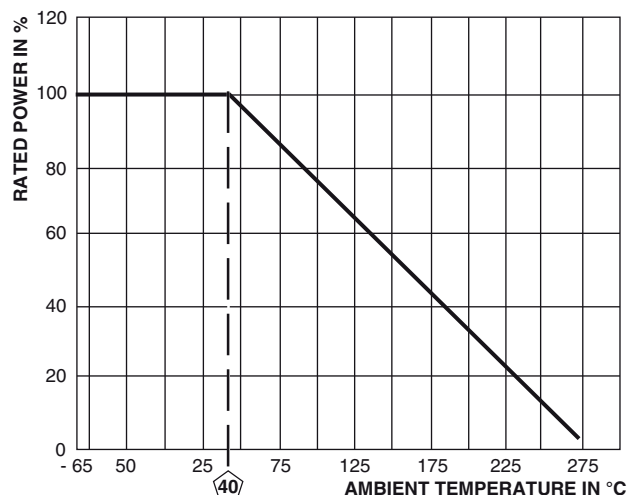


MODEL CP0050 AND CP050B



MODEL CP0050...1 AND CP050B...1



**TEMPERATURE RISE****DERATING****MATERIAL SPECIFICATIONS**

Element: copper-nickel alloy or nickel-chrome alloy, depending on resistance value

Core: woven fiberglass

Body: steatite ceramic case with inorganic potting compound

Terminals: bare brass

Bracket: aluminum

Part Marking: DALE, model, wattage, value, tolerance, date code

PERFORMANCE		
TEST	CONDITIONS OF TEST	TEST LIMITS (EIA RS-344)
Thermal Shock	-55 °C to +275 °C, 5 cycles, 30 min dwell time	$\pm (5.0 \% + 0.05 \Omega) \Delta R$
Short Time Overload	10 x rated power for 5 s	$\pm (4.0 \% + 0.05 \Omega) \Delta R$
Dielectric Withstanding Voltage	1000 V _{RMS} for 1 min	$\pm (2.0 \% + 0.05 \Omega) \Delta R$
Low Temperature Operation	-65 °C, full rated working voltage for 45 min	$\pm (3.0 \% + 0.05 \Omega) \Delta R$
Humidity	75 °C, 90 % to 100 % RH, 240 h	$\pm (5.0 \% + 0.05 \Omega) \Delta R$
Load Life	1000 h at rated power, +40 °C, 1.5 h "ON", 0.5 h "OFF"	$\pm (10.0 \% + 0.05 \Omega) \Delta R$
Terminal Strength	10 pounds for 30 s	$\pm (2.0 \% + 0.05 \Omega) \Delta R$



Disclaimer

ALL PRODUCT, PRODUCT SPECIFICATIONS AND DATA ARE SUBJECT TO CHANGE WITHOUT NOTICE TO IMPROVE RELIABILITY, FUNCTION OR DESIGN OR OTHERWISE.

Vishay Intertechnology, Inc., its affiliates, agents, and employees, and all persons acting on its or their behalf (collectively, "Vishay"), disclaim any and all liability for any errors, inaccuracies or incompleteness contained in any datasheet or in any other disclosure relating to any product.

Vishay makes no warranty, representation or guarantee regarding the suitability of the products for any particular purpose or the continuing production of any product. To the maximum extent permitted by applicable law, Vishay disclaims (i) any and all liability arising out of the application or use of any product, (ii) any and all liability, including without limitation special, consequential or incidental damages, and (iii) any and all implied warranties, including warranties of fitness for particular purpose, non-infringement and merchantability.

Statements regarding the suitability of products for certain types of applications are based on Vishay's knowledge of typical requirements that are often placed on Vishay products in generic applications. Such statements are not binding statements about the suitability of products for a particular application. It is the customer's responsibility to validate that a particular product with the properties described in the product specification is suitable for use in a particular application. Parameters provided in datasheets and / or specifications may vary in different applications and performance may vary over time. All operating parameters, including typical parameters, must be validated for each customer application by the customer's technical experts. Product specifications do not expand or otherwise modify Vishay's terms and conditions of purchase, including but not limited to the warranty expressed therein.

Hyperlinks included in this datasheet may direct users to third-party websites. These links are provided as a convenience and for informational purposes only. Inclusion of these hyperlinks does not constitute an endorsement or an approval by Vishay of any of the products, services or opinions of the corporation, organization or individual associated with the third-party website. Vishay disclaims any and all liability and bears no responsibility for the accuracy, legality or content of the third-party website or for that of subsequent links.

Vishay products are not designed for use in life-saving or life-sustaining applications or any application in which the failure of the Vishay product could result in personal injury or death unless specifically qualified in writing by Vishay. Customers using or selling Vishay products not expressly indicated for use in such applications do so at their own risk. Please contact authorized Vishay personnel to obtain written terms and conditions regarding products designed for such applications.

No license, express or implied, by estoppel or otherwise, to any intellectual property rights is granted by this document or by any conduct of Vishay. Product names and markings noted herein may be trademarks of their respective owners.