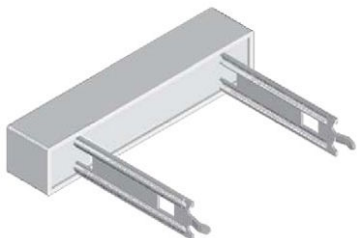




# Wirewound Resistors, Commercial Power, Radial Terminals



## FEATURES

- Direct mounting on printed circuit board
- Circuit board lock-in mounting tabs
- High performance for low cost
- Meets or exceeds requirements of EIA standard RS-344
- Special inorganic potting compound and ceramic case provide high thermal conductivity in a fireproof package
- Material categorization: for definitions of compliance please see [www.vishay.com/doc?99912](http://www.vishay.com/doc?99912)



**RoHS**  
COMPLIANT  
HALOGEN  
**FREE**  
**GREEN**  
(5-2008)

Please reference the Vishay Dale closest equivalent: CPR High Volume ([www.vishay.com/doc?30261](http://www.vishay.com/doc?30261)).

### Note

- There may be slight differences between the PCR product and the CPR High Volume product.

STANDARD ELECTRICAL SPECIFICATIONS					
GLOBAL MODEL	HISTORICAL MODEL	POWER RATING $P_{40^\circ\text{C}}$ W	RESISTANCE RANGE $\Omega$	TOLERANCE $\pm \%$	WEIGHT (typical) g
PCR-05	PCR-5	5	0.1 to 1K	5, 10	6.6
PCR-07	PCR-7	7	0.1 to 1.429K	5, 10	9.4
PCR-10	PCR-10	10	0.1 to 2K	5, 10	10.0

TECHNICAL SPECIFICATIONS		
PARAMETER	UNIT	PCR RESISTOR CHARACTERISTICS
Temperature Coefficient	ppm/ $^\circ\text{C}$	$\pm 300$ for 1.0 $\Omega$ and above; $\pm 600$ for less than 1.0 $\Omega$
Short Time Overload	-	5 x rated power for 5 s
Terminal Strength	lb	10 minimum
Dielectric Withstanding Voltage	$V_{AC}$	1000
Maximum Working Voltage	V	$(P \times R)^{1/2}$
Operating Temperature Range	$^\circ\text{C}$	-65 to +275

### GLOBAL PART NUMBER INFORMATION

Global Part Numbering example: PCR-07270R0JE10 (Visit [www.vishay.net](http://www.vishay.net) SAP Parts Manual for all options)

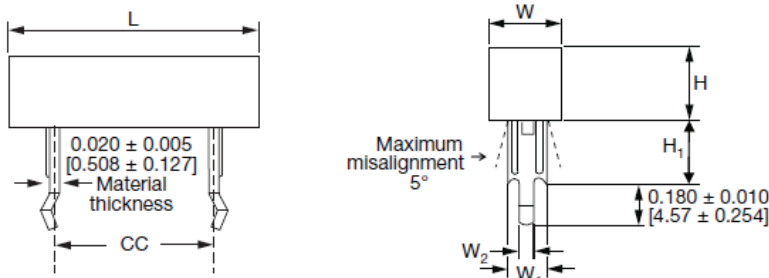
P	C	R	-	0	7	2	7	0	R	0	J	E	1	0		
GLOBAL MODEL (6 digits)			VALUE (5 digits)			TOLERANCE (1 digit)		PACKAGING CODE (3 digits)			SPECIAL (up to 2 digits)					
PCR-05 PCR-07 PCR-10			R = Decimal K = Thousand 15R00 = 15 $\Omega$ 1K325 = 1.325 k $\Omega$			J = $\pm 5 \%$ K = $\pm 10 \%$		E10 = Lead (Pb)-free foam pack E14 = Lead (Pb)-free bulk pack (PCR-05 only)			(Dash Number) From 1 to 99 as applicable					

Historical Part Number example: PCR-7-270-5 %

PCR-7	270 $\Omega$	5 %
HISTORICAL MODEL	RESISTANCE VALUE	TOLERANCE



**DIMENSIONS** in inches [millimeters]



GLOBAL MODEL	DIMENSIONS in inches [millimeters]						
	L ± 0.040 [1.02]	W ± 0.031 [0.787]	H ± 0.031 [0.787]	H <sub>1</sub> + 0.080 [2.03] - 0.040 [1.02]	W <sub>1</sub> ± 0.012 [0.305]	W <sub>2</sub> ± 0.008 [0.203]	CC ± 0.060 [1.52]
PCR-05	1.060 [26.92]	0.375 [9.53]	0.360 [9.14]	0.394 [10.01]	0.287 [7.29]	0.055 [1.40]	0.590 [14.99]
PCR-07	1.398 [35.51]	0.375 [9.53]	0.360 [9.14]	0.984 [24.99]	0.287 [7.29]	0.055 [1.40]	0.886 [22.50]
PCR-10	1.888 [47.96]	0.375 [9.53]	0.360 [9.14]	0.984 [24.99]	0.287 [7.29]	0.055 [1.40]	1.380 [35.05]

**MATERIAL SPECIFICATIONS**

**Element:** copper-nickel alloy or nickel-chrome alloy, depending on resistance value

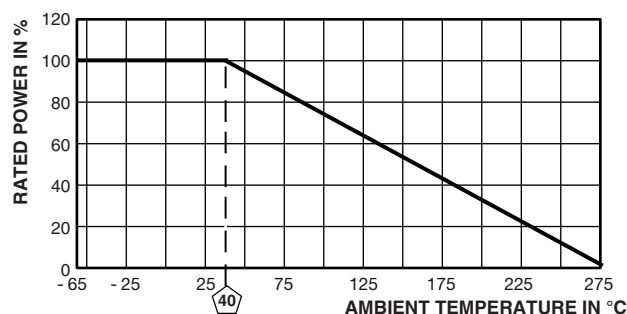
**Core:** woven fiberglass

**Body:** steatite ceramic case with inorganic potting compound

**Terminals:** 100 % tin

**Part Marking:** HEI, model, wattage, value, tolerance, date code

**DERATING**



PERFORMANCE		
TEST	CONDITIONS OF TEST	TEST LIMITS (EIA RS-344)
Thermal Shock	-55 °C to +275 °C, 5 cycles, 30 min dwell time	± (5.0 % + 0.05 Ω) ΔR
Short Time Overload	5 x rated power for 5 s	± (4.0 % + 0.05 Ω) ΔR
Dielectric Withstanding Voltage	1000 V <sub>RMS</sub> for 1 min	± (2.0 % + 0.05 Ω) ΔR
Low Temperature Operation	-65 °C, full rated working voltage for 45 min	± (3.0 % + 0.05 Ω) ΔR
Humidity	75 °C, 90 % to 100 % RH, 240 h	± (5.0 % + 0.05 Ω) ΔR
Load Life	1000 h at rated power, +40 °C, 1.5 h "ON", 0.5 h "OFF"	± (10.0 % + 0.05 Ω) ΔR
Terminal Strength	10 pounds in axial direction for 30 s	± (2.0 % + 0.05 Ω) ΔR
Resistance to Solder Heat	Terminal immersed 3.5 s in molten solder at 1/8" to 3/16" from body	± (4.0 % + 0.05 Ω) ΔR



## Disclaimer

ALL PRODUCT, PRODUCT SPECIFICATIONS AND DATA ARE SUBJECT TO CHANGE WITHOUT NOTICE TO IMPROVE RELIABILITY, FUNCTION OR DESIGN OR OTHERWISE.

Vishay Intertechnology, Inc., its affiliates, agents, and employees, and all persons acting on its or their behalf (collectively, "Vishay"), disclaim any and all liability for any errors, inaccuracies or incompleteness contained in any datasheet or in any other disclosure relating to any product.

Vishay makes no warranty, representation or guarantee regarding the suitability of the products for any particular purpose or the continuing production of any product. To the maximum extent permitted by applicable law, Vishay disclaims (i) any and all liability arising out of the application or use of any product, (ii) any and all liability, including without limitation special, consequential or incidental damages, and (iii) any and all implied warranties, including warranties of fitness for particular purpose, non-infringement and merchantability.

Statements regarding the suitability of products for certain types of applications are based on Vishay's knowledge of typical requirements that are often placed on Vishay products in generic applications. Such statements are not binding statements about the suitability of products for a particular application. It is the customer's responsibility to validate that a particular product with the properties described in the product specification is suitable for use in a particular application. Parameters provided in datasheets and / or specifications may vary in different applications and performance may vary over time. All operating parameters, including typical parameters, must be validated for each customer application by the customer's technical experts. Product specifications do not expand or otherwise modify Vishay's terms and conditions of purchase, including but not limited to the warranty expressed therein.

Hyperlinks included in this datasheet may direct users to third-party websites. These links are provided as a convenience and for informational purposes only. Inclusion of these hyperlinks does not constitute an endorsement or an approval by Vishay of any of the products, services or opinions of the corporation, organization or individual associated with the third-party website. Vishay disclaims any and all liability and bears no responsibility for the accuracy, legality or content of the third-party website or for that of subsequent links.

Except as expressly indicated in writing, Vishay products are not designed for use in medical, life-saving, or life-sustaining applications or for any other application in which the failure of the Vishay product could result in personal injury or death. Customers using or selling Vishay products not expressly indicated for use in such applications do so at their own risk. Please contact authorized Vishay personnel to obtain written terms and conditions regarding products designed for such applications.

No license, express or implied, by estoppel or otherwise, to any intellectual property rights is granted by this document or by any conduct of Vishay. Product names and markings noted herein may be trademarks of their respective owners.