

Power Transformer



ELECTRICAL SPECIFICATIONS

Primary (1, 2, 3, 4-10, 9, 8, 7) Inductance: 9.0 μ H \pm 20% @ 0.1Vrms, 100KHz

Primary DC Current (Continuous): 2.5A(dc) for temperature rise of 30°C maximum

Primary Incremental Current (or Peak Current): 5.5A(dc) typical for less than 20% reduction of inductance

Primary DC Resistance: 0.045 ohm maximum

Secondary (5-6) DC Resistance: 0.68 ohm maximum

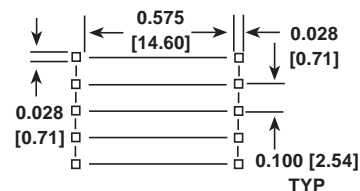
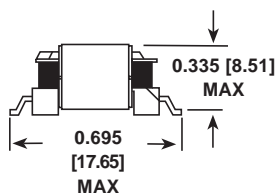
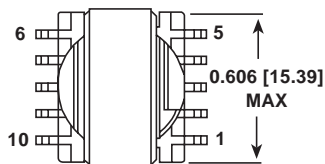
Turns Ratio: Pri:Sec = 1.00 : 3.74

Hipot Voltage: 500V(ac), 5 seconds (Between Primary and Secondary windings and to core)

Operating Temperature Range: -20°C + 85°C

NOTE: Terminals 1, 2, 3, 4 and 10, 9, 8, 7 must be tied (shorted) together for proper operation

DIMENSIONS in inches [millimeters]



FOOTPRINT DIAGRAM

SCHEMATIC

