


Automotive High Impedance Surface-Mount Common Mode Choke



LINKS TO ADDITIONAL RESOURCES



ELECTRICAL SPECIFICATIONS

Resistance to solder heat:
260 °C for 10 s (3 times max. through reflow)

FEATURES

- High impedance ferrite with precision winding
- 3.2 mm x 2.5 mm x 2.5 mm SMD package
- Operating temperature: -55 °C to +150 °C
- AEC-Q200 qualified
- Material categorization:
for definitions of compliance please see
www.vishay.com/doc?99912

APPLICATIONS

- DC/DC power supplies
- LCD displays
- Noise suppression and filtering
- Ethernet
- Battery powered devices



RoHS
COMPLIANT

HALOGEN
FREE

GREEN
(5-2008)

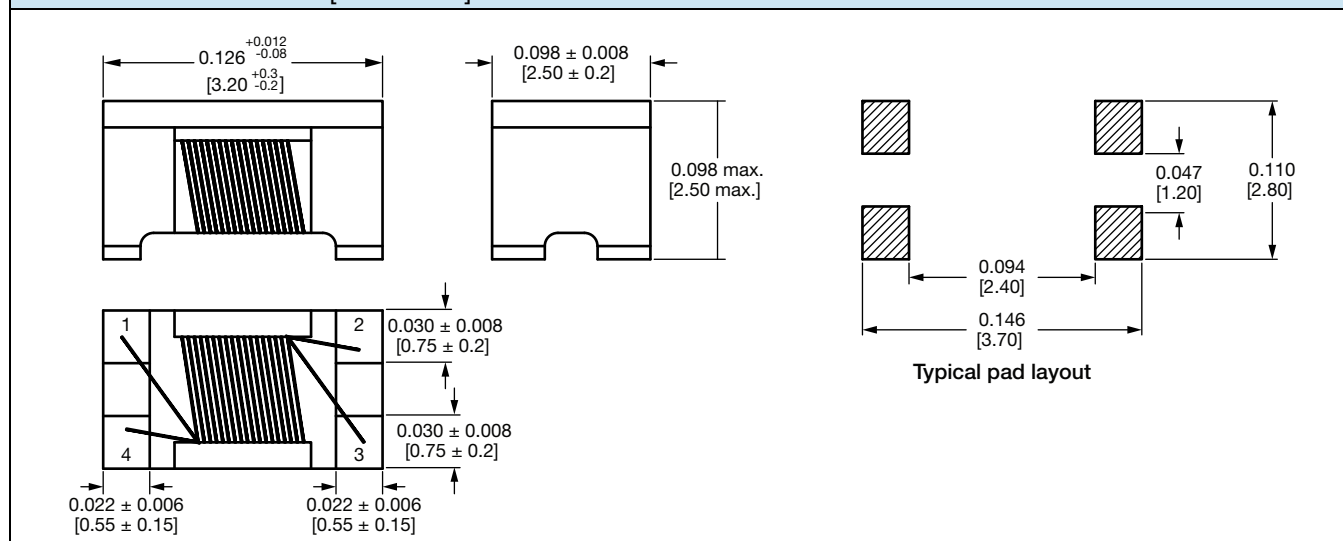
STANDARD ELECTRICAL SPECIFICATIONS

PART NUMBER	COMMON MODE IMPEDANCE AT 10 MHz, TYP. (Ω)	COMMON MODE IMPEDANCE AT 100 MHz, TYP. (Ω)	INDUCTANCE +50 % / - 30 %, 0.1 V, 100 kHz (μH)	DCR MAX. 25 °C (Ω)	HEAT RATING CURRENT DC TYP. (mA) ⁽¹⁾
IFLN1210BEER551NA	550	2200	11	0.4	300
IFLN1210BEER112NA	1100	4100	22	0.5	250
IFLN1210BEER262NA	2600	8600	51	0.7	200
IFLN1210BEER512NA	5100	11 000	100	1.5	150

Notes

- All test data is referenced to 25 °C ambient
 - Rated operating voltage = 80 V_{DC}
 - Insulating resistance 10 MΩ min.
 - Operating temperature range -55 °C to +150 °C
 - Storage condition: -55 °C to +150 °C (on board); less than 40 °C and < 60 % RH (in component packaging)
- ⁽¹⁾ DC current (A) that will cause ΔT max. of +20 °C

DIMENSIONS in inches [millimeters]



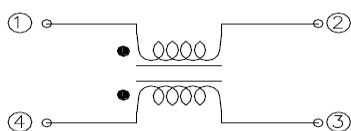


GLOBAL PART NUMBER

I	F	L	N	1	2	1	0	B	E	E	R	6	0	1	N	A
PRODUCT FAMILY				SIZE				PACKAGE CODE		IMPEDANCE VALUE		INDUCTANCE TOLERANCE		AUTOMOTIVE SERIES		
								ER = tape and reel		601 = 600 Ω						

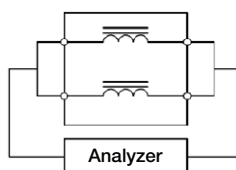
SCHEMATICS

Schematic

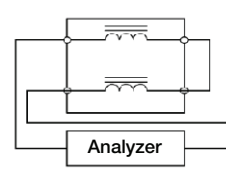


Measuring Circuits

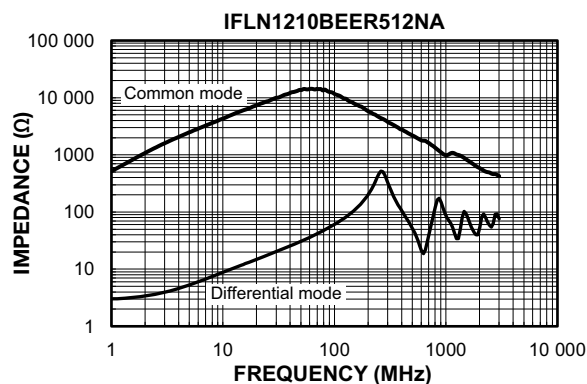
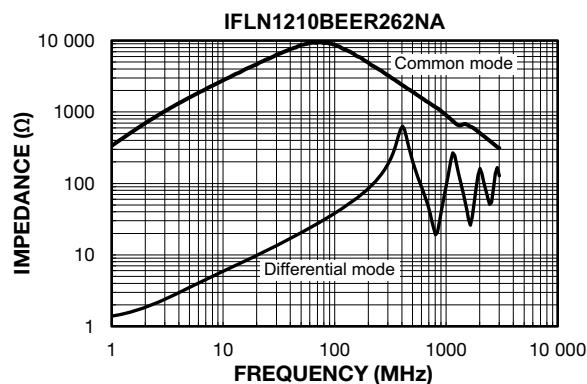
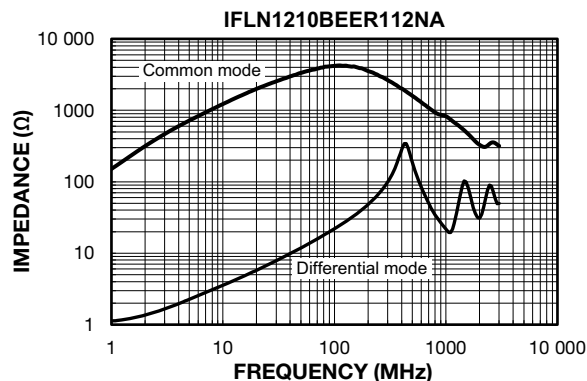
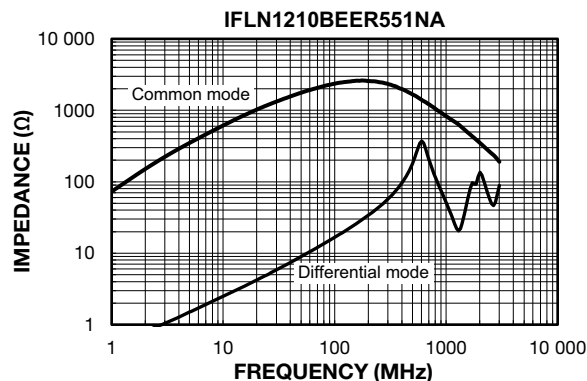
Common mode



Differential mode



PERFORMANCE GRAPHS





Disclaimer

ALL PRODUCT, PRODUCT SPECIFICATIONS AND DATA ARE SUBJECT TO CHANGE WITHOUT NOTICE TO IMPROVE RELIABILITY, FUNCTION OR DESIGN OR OTHERWISE.

Vishay Intertechnology, Inc., its affiliates, agents, and employees, and all persons acting on its or their behalf (collectively, "Vishay"), disclaim any and all liability for any errors, inaccuracies or incompleteness contained in any datasheet or in any other disclosure relating to any product.

Vishay makes no warranty, representation or guarantee regarding the suitability of the products for any particular purpose or the continuing production of any product. To the maximum extent permitted by applicable law, Vishay disclaims (i) any and all liability arising out of the application or use of any product, (ii) any and all liability, including without limitation special, consequential or incidental damages, and (iii) any and all implied warranties, including warranties of fitness for particular purpose, non-infringement and merchantability.

Statements regarding the suitability of products for certain types of applications are based on Vishay's knowledge of typical requirements that are often placed on Vishay products in generic applications. Such statements are not binding statements about the suitability of products for a particular application. It is the customer's responsibility to validate that a particular product with the properties described in the product specification is suitable for use in a particular application. Parameters provided in datasheets and / or specifications may vary in different applications and performance may vary over time. All operating parameters, including typical parameters, must be validated for each customer application by the customer's technical experts. Product specifications do not expand or otherwise modify Vishay's terms and conditions of purchase, including but not limited to the warranty expressed therein.

Hyperlinks included in this datasheet may direct users to third-party websites. These links are provided as a convenience and for informational purposes only. Inclusion of these hyperlinks does not constitute an endorsement or an approval by Vishay of any of the products, services or opinions of the corporation, organization or individual associated with the third-party website. Vishay disclaims any and all liability and bears no responsibility for the accuracy, legality or content of the third-party website or for that of subsequent links.

Vishay products are not designed for use in life-saving or life-sustaining applications or any application in which the failure of the Vishay product could result in personal injury or death unless specifically qualified in writing by Vishay. Customers using or selling Vishay products not expressly indicated for use in such applications do so at their own risk. Please contact authorized Vishay personnel to obtain written terms and conditions regarding products designed for such applications.

No license, express or implied, by estoppel or otherwise, to any intellectual property rights is granted by this document or by any conduct of Vishay. Product names and markings noted herein may be trademarks of their respective owners.