



Rack and Panel Connectors Military, MIL-C-28748/7/8 Qualified Microminiature Rectangular



FEATURES

- Qualified to MIL-C-28748/7/8
- Solder cup contacts
- Fixed and turnable screwlocks
- Closed entry socket contacts
- Group A, B testing per MIL-C-28748

APPLICATIONS

Especially suited for use in airborne, instrumentation and portable equipment applications or wherever the following requirements must be met: Minimum space and weight without sacrifice of performance, high quality materials, long service life, high vibration and shock resistance and positive locking.

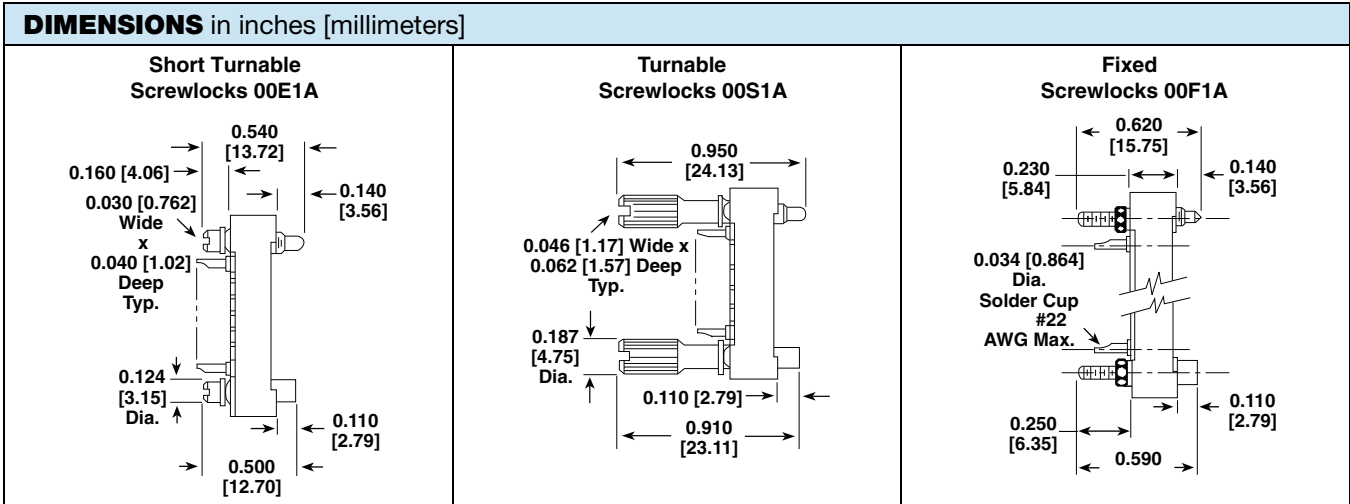
ELECTRICAL SPECIFICATIONS

Current Rating: Model MM22 = 5 A
Breakdown Voltage: At sea level: 2000 V_{RMS}
 At 70 000 feet: 500 V_{RMS}

MATERIAL SPECIFICATIONS

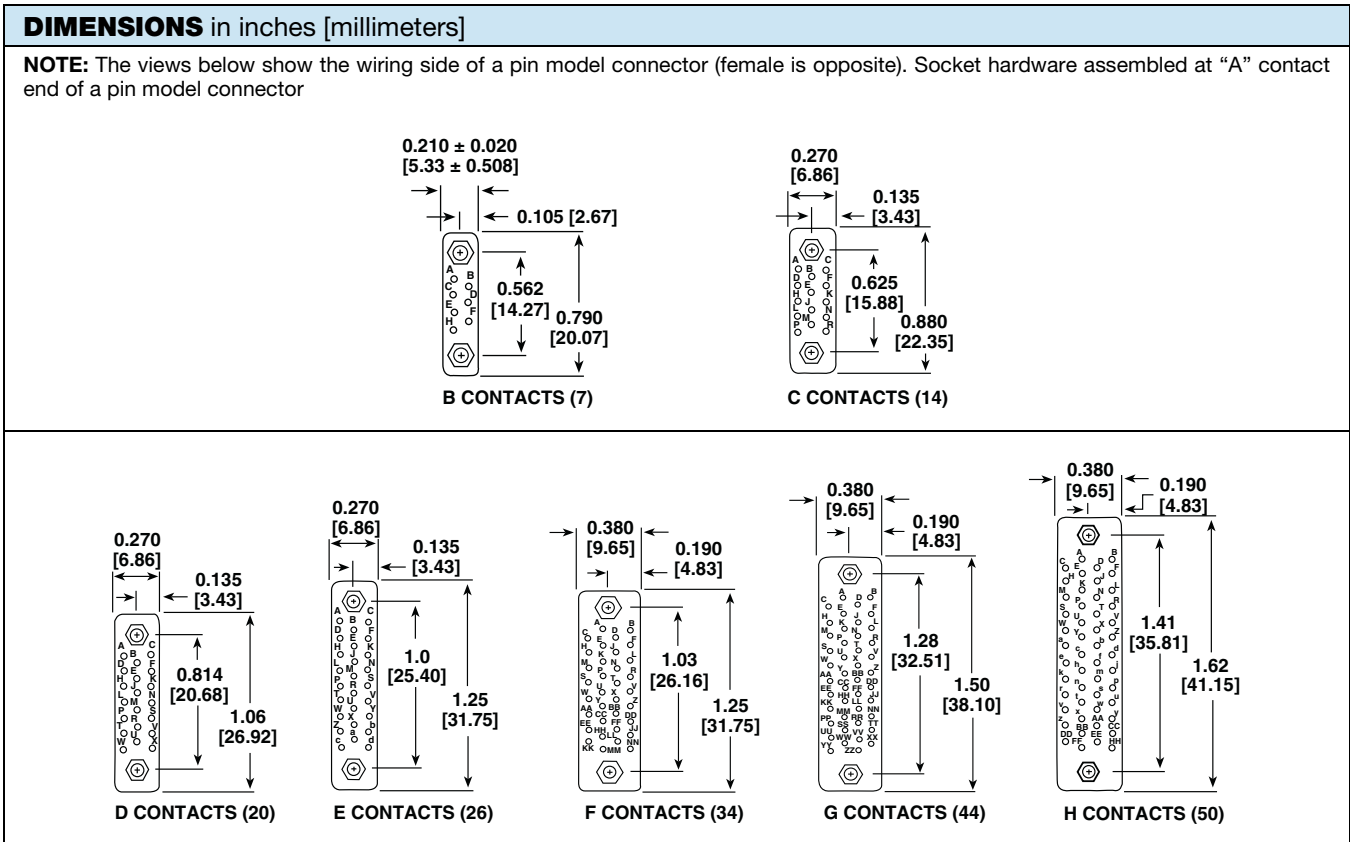
Contact Pin: Phosphor bronze
Contact Socket: Phosphor bronze
Contact Plating: Gold 50 micro-inches per ASTM B488
Screwlocks: Stainless steel, passivated
Guides: Stainless steel, passivated
Standard Body: Glass-filled diallyl phthalate per ASTM D5948, Model SDG-F, green

| DIMENSIONS in inches [millimeters] | | | |
|--|---|---|--|
| /8 With Solder Cup Contacts Sockets | /7 With Solder Cup Contacts Pins | /8 With Fixed Guides 00G1A Sockets | /7 With Fixed Guides 00G1A Pins |

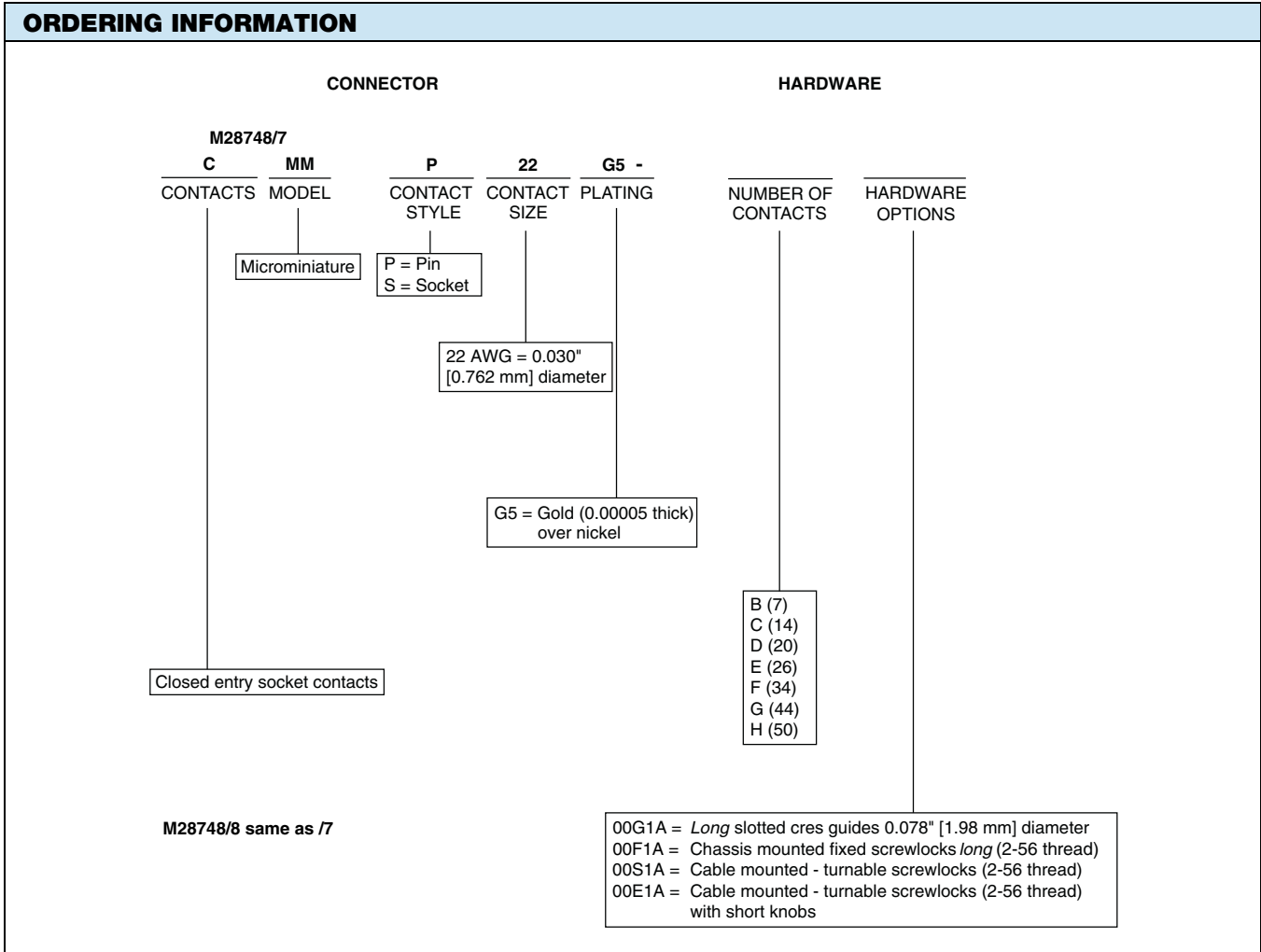


HARDWARE MATING CHART

| HARDWARE MODEL | MATES WITH HARDWARE MODEL | NOTE: |
|----------------|---------------------------|--|
| 00S1A | 00F1A | Either /7 or /8 connectors may be ordered with any type of hardware shown EXAMPLE: /8 with 00F1A hardware would mate with an MMP with 00S1A or 00E1A hardware |
| 00E1A | 00F1A | |



| PANEL CUTOUT in inches [millimeters] | | | | | | | | |
|--------------------------------------|--------------------|--------------|---------------|---------------|--------------------|--------------|--------------|---------------|
| | NUMBER OF CONTACTS | A | B | C | NUMBER OF CONTACTS | A | B | C |
| | B (7) | 0.210 [5.33] | 0.562 [14.27] | 0.440 [11.18] | F (34) | 0.380 [9.65] | 1.03 [26.16] | 0.910 [23.11] |
| | C (14) | 0.270 [6.86] | 0.625 [15.88] | 0.500 [12.70] | G (44) | 0.380 [9.65] | 1.28 [32.51] | 1.16 [29.46] |
| | D (20) | 0.270 [6.86] | 0.814 [20.68] | 0.690 [17.53] | H (50) | 0.380 [9.65] | 1.41 [35.81] | 1.28 [32.51] |
| | E (26) | 0.270 [6.86] | 1.0 [25.40] | 0.870 [22.10] | | | | |





| MIL-C-28748 CROSS REFERENCE for Vishay Dale Connectors | | | |
|---|-----------------------|--------------------|-----------------------|
| MIL MODEL # | VISHAY MODEL # | MIL MODEL # | VISHAY MODEL # |
| M28748/7-B00E1A | MMP22G5-7SK2030 | M28748/8-B00E1A | CMMS22G5-7SK2030 |
| M28748/7-B00F1A | MMP22G5-7SL2L | M28748/8-B00F1A | CMMS22G5-7SL2L |
| M28748/7-B00G1A | MMP22G5-7027L | M28748/8-B00G1A | CMMS22G5-7027L |
| M28748/7-B00S1A | MMP22G5-7SK2 | M28748/8-B00S1A | CMMS22G5-7SK2 |
| M28748/7-C00E1A | MMP22G5-14SK2030 | M28748/8-C00E1A | CMMS22G5-14SK2030 |
| M28748/7-C00F1A | MMP22G5-14SL2L | M28748/8-C00F1A | CMMS22G5-14SL2L |
| M28748/7-C00G1A | MMP22G5-14027L | M28748/8-C00G1A | CMMS22G5-14027L |
| M28748/7-C00S1A | MMP22G5-14SK2 | M28748/8-C00S1A | CMMS22G5-14SK2 |
| M28748/7-D00E1A | MMP22G5-20SK2030 | M28748/8-D00E1A | CMMS22G5-20SK2030 |
| M28748/7-D00F1A | MMP22G5-20SL2L | M28748/8-D00F1A | CMMS22G5-20SL2L |
| M28748/7-D00G1A | MMP22G5-20027L | M28748/8-D00G1A | CMMS22G5-20027L |
| M28748/7-D00S1A | MMP22G5-20SK2 | M28748/8-D00S1A | CMMS22G5-20SK2 |
| M28748/7-E00E1A | MMP22G5-26SK2030 | M28748/8-E00E1A | CMMS22G5-26SK2030 |
| M28748/7-E00F1A | MMP22G5-26SL2L | M28748/8-E00F1A | CMMS22G5-26SL2L |
| M28748/7-E00G1A | MMP22G5-26027L | M28748/8-E00G1A | CMMS22G5-26027L |
| M28748/7-E00S1A | MMP22G5-26SK2 | M28748/8-E00S1A | CMMS22G5-26SK2 |
| M28748/7-F00E1A | MMP22G5-34SK2030 | M28748/8-F00E1A | CMMS22G5-34SK2030 |
| M28748/7-F00F1A | MMP22G5-34SL2L | M28748/8-F00F1A | CMMS22G5-34SL2L |
| M28748/7-F00G1A | MMP22G5-34027L | M28748/8-F00G1A | CMMS22G5-34027L |
| M28748/7-F00S1A | MMP22G5-34SK2 | M28748/8-F00S1A | CMMS22G5-34SK2 |
| M28748/7-G00E1A | MMP22G5-44SK2030 | M28748/8-G00E1A | CMMS22G5-44SK2030 |
| M28748/7-G00F1A | MMP22G5-44SL2L | M28748/8-G00F1A | CMMS22G5-44SL2L |
| M28748/7-G00G1A | MMP22G5-44027L | M28748/8-G00G1A | CMMS22G5-44027L |
| M28748/7-G00S1A | MMP22G5-44SK2 | M28748/8-G00S1A | CMMS22G5-44SK2 |
| M28748/7-H00E1A | MMP22G5-50SK2030 | M28748/8-H00E1A | CMMS22G5-50SK2030 |
| M28748/7-H00F1A | MMP22G5-50SL2L | M28748/8-H00F1A | CMMS22G5-50SL2L |
| M28748/7-H00G1A | MMP22G5-50027L | M28748/8-H00G1A | CMMS22G5-50027L |
| M28748/7-H00S1A | MMP22G5-50SK2 | M28748/8-H00S1A | CMMS22G5-50SK2 |



Disclaimer

ALL PRODUCT, PRODUCT SPECIFICATIONS AND DATA ARE SUBJECT TO CHANGE WITHOUT NOTICE TO IMPROVE RELIABILITY, FUNCTION OR DESIGN OR OTHERWISE.

Vishay Intertechnology, Inc., its affiliates, agents, and employees, and all persons acting on its or their behalf (collectively, "Vishay"), disclaim any and all liability for any errors, inaccuracies or incompleteness contained in any datasheet or in any other disclosure relating to any product.

Vishay makes no warranty, representation or guarantee regarding the suitability of the products for any particular purpose or the continuing production of any product. To the maximum extent permitted by applicable law, Vishay disclaims (i) any and all liability arising out of the application or use of any product, (ii) any and all liability, including without limitation special, consequential or incidental damages, and (iii) any and all implied warranties, including warranties of fitness for particular purpose, non-infringement and merchantability.

Statements regarding the suitability of products for certain types of applications are based on Vishay's knowledge of typical requirements that are often placed on Vishay products in generic applications. Such statements are not binding statements about the suitability of products for a particular application. It is the customer's responsibility to validate that a particular product with the properties described in the product specification is suitable for use in a particular application. Parameters provided in datasheets and / or specifications may vary in different applications and performance may vary over time. All operating parameters, including typical parameters, must be validated for each customer application by the customer's technical experts. Product specifications do not expand or otherwise modify Vishay's terms and conditions of purchase, including but not limited to the warranty expressed therein.

Hyperlinks included in this datasheet may direct users to third-party websites. These links are provided as a convenience and for informational purposes only. Inclusion of these hyperlinks does not constitute an endorsement or an approval by Vishay of any of the products, services or opinions of the corporation, organization or individual associated with the third-party website. Vishay disclaims any and all liability and bears no responsibility for the accuracy, legality or content of the third-party website or for that of subsequent links.

Except as expressly indicated in writing, Vishay products are not designed for use in medical, life-saving, or life-sustaining applications or for any other application in which the failure of the Vishay product could result in personal injury or death. Customers using or selling Vishay products not expressly indicated for use in such applications do so at their own risk. Please contact authorized Vishay personnel to obtain written terms and conditions regarding products designed for such applications.

No license, express or implied, by estoppel or otherwise, to any intellectual property rights is granted by this document or by any conduct of Vishay. Product names and markings noted herein may be trademarks of their respective owners.