


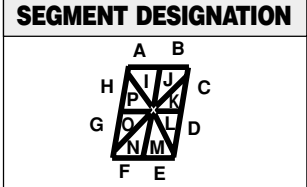
## Plasma Panel Displays

4 Character, 16 Segment Alphanumeric Display  
with 2.00" [50.80mm] High Characters



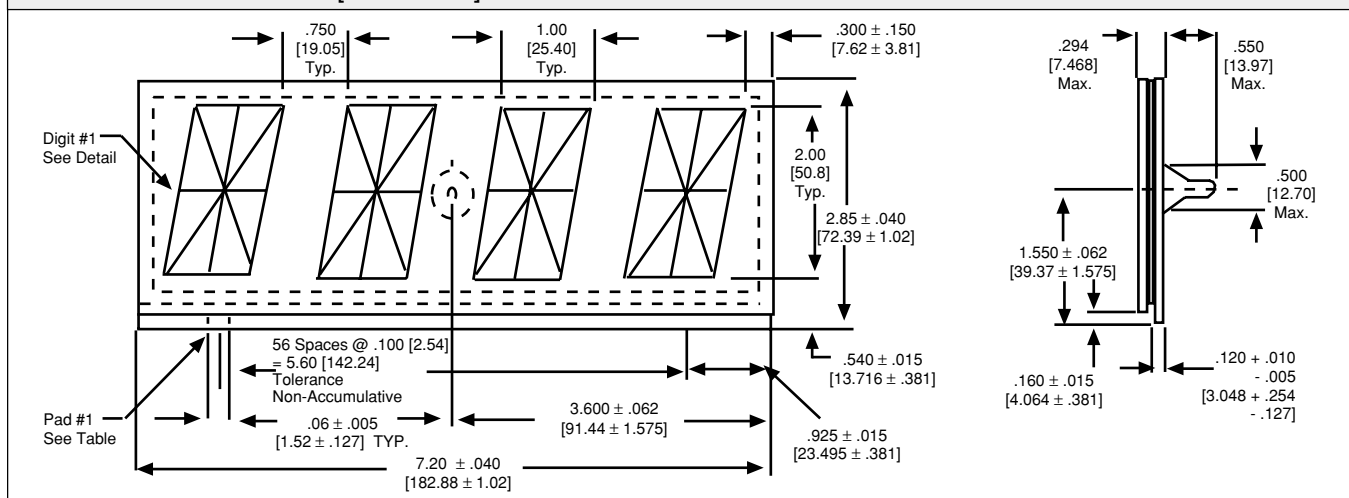
### FEATURES

- 200 foot lamberts brightness
- Designed for multiplexed operation
- Edgeboard connection (terminals available as PD-04A200-2)
- End stackable



STANDARD ELECTRICAL SPECIFICATIONS				
CHARACTERISTIC @ + 25°C	MINIMUM	TYPICAL	MAXIMUM	NOTES
Panel Voltage Drop (at typical cathode current)	130 VDC	145 VDC	170 VDC	
Initial Ionization Time (peak cathode voltage - 180)	—	—	5 sec.	
Cathode Segment Current (see drawing for cathode designation)				<b>Note:</b> At the specified current, a segment shall glow uniformly over its entire surface with no glow visible on any other part of the panel. † Recommended D.C. keep alive circuit: Use a 1 Megohm resistor in series with cathode and a 1 Megohm resistor in series with anode connected to a 200 VDC source.
Segments a, b, p, l, f and e	2.5 mA	4.3 mA	8.7 mA	
Segments c, d, g, h, i, j, k, m, n and o	5.0 mA	8.6 mA	17.5 mA	
Keep Alive †	25 µA	50 µA	75 µA	
Source Voltage *	- 180 VDC	- 200 VDC	- 220 VDC	* Voltage referenced to anode on voltage.
Anode Off Voltage *	- 35 VDC	- 100 VDC	- 120 VDC	
Cathode Off Voltage *	- 35 VDC	- 100 VDC	- 120 VDC	
Digit Period	80 µsec.	1250 µsec.	2500 µsec.	
Cathode Blanking Interval	20 µsec.	100 µsec.	—	
Cathode Blanking Overlap	10 µsec.	50 µsec.	—	
Display Scan Period	.32 msec.	5 msec.	10 msec.	<b>Note:</b> Operating limits do not apply simultaneously, e. g., operation at maximum current may require a longer blanking interval than the minimum specified.
Number of Anodes per Scan	—	4	—	

### DIMENSIONS in inches [millimeters]



### ORDERING INFORMATION

**DESCRIPTION**

Display with Edgeboard Type Connection ..... PD-04A200  
 Display with Attached Terminals (Solderable) ..... PD-04A200-2

**PART NUMBER**



## Disclaimer

All product specifications and data are subject to change without notice.

Vishay Intertechnology, Inc., its affiliates, agents, and employees, and all persons acting on its or their behalf (collectively, "Vishay"), disclaim any and all liability for any errors, inaccuracies or incompleteness contained herein or in any other disclosure relating to any product.

Vishay disclaims any and all liability arising out of the use or application of any product described herein or of any information provided herein to the maximum extent permitted by law. The product specifications do not expand or otherwise modify Vishay's terms and conditions of purchase, including but not limited to the warranty expressed therein, which apply to these products.

No license, express or implied, by estoppel or otherwise, to any intellectual property rights is granted by this document or by any conduct of Vishay.

The products shown herein are not designed for use in medical, life-saving, or life-sustaining applications unless otherwise expressly indicated. Customers using or selling Vishay products not expressly indicated for use in such applications do so entirely at their own risk and agree to fully indemnify Vishay for any damages arising or resulting from such use or sale. Please contact authorized Vishay personnel to obtain written terms and conditions regarding products designed for such applications.

Product names and markings noted herein may be trademarks of their respective owners.