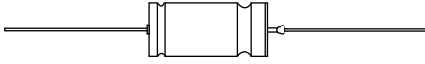
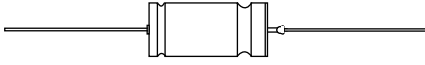
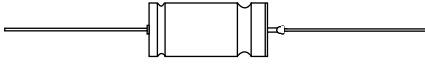
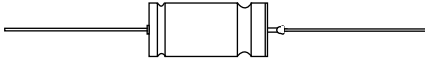

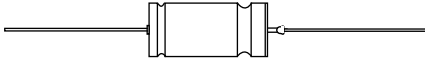









Wet Tantalum Capacitors

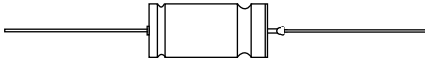
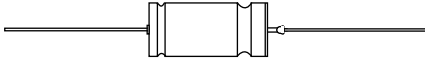


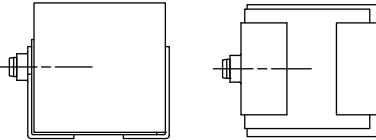
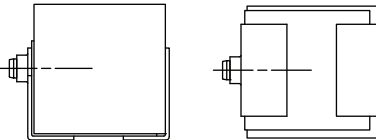
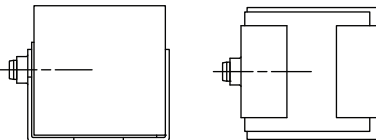
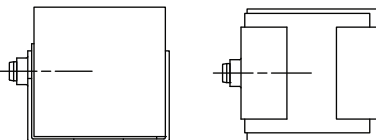
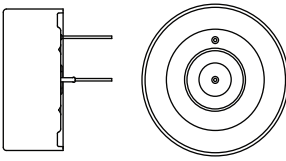
WET TANTALUM CAPACITOR CHARACTERISTICS				
MODEL	MIL SPEC. / TYPE	OUTLINE DRAWING	CAPACITANCE RANGE (μF)	WORKING VOLTAGES AT 85 °C (V _{DC})
109D ⁽¹⁾ Silver case			1.7 to 2200	6 to 125
138D Silver case	M39006/09/21 (CLR65 / CLR69)		1.7 to 2200	6 to 125
738D Silver case			3.3 to 1200	6 to 125
Military parts CLR65 CLR69 Silver case	M39006/09 M39006/21		1.7 to 1200 6.8 to 2200	6 to 125
135D Tantalum case	M39006/22 M39006/25 (CLR79 / CLR81)		1.7 to 2200	6 to 125
136D Low ESR Tantalum case	M39006/30 M39006/31 (CLR90 / CLR91)		1.7 to 2200	6 to 125
735D , CT79 , 735DE Tantalum case	CECC 30202-001 CECC 30202-005 CECC 30202-801		2.7 to 2200 3.9 to 2200 3.6 to 2200	6 to 125
Military parts CLR79 CLR81 CLR90 CLR91 Tantalum case	M39006/22 M39006/25 M39006/30 M39006/31		1.7 to 1200 6.8 to 2200 1.7 to 1200 6.8 to 2200	6 to 125
DLA 06013 Space level Tantalum case	M39006/22 (CLR79)		1.7 to 1200	6 to 125
DLA 06014 Space level Tantalum case	M39006/25 (CLR81)		6.8 to 2200	6 to 125
DLA 06015 Space level Tantalum case	M39006/30 (CLR90)		1.7 to 1200	6 to 125
DLA 06016 Space level Tantalum case	M39006/31 (CLR91)		6.8 to 2200	6 to 125

Note
⁽¹⁾ Not for new design

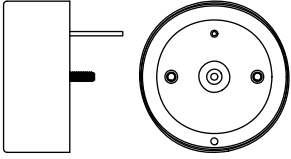
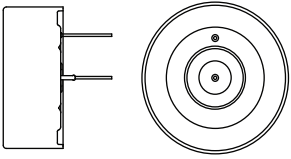
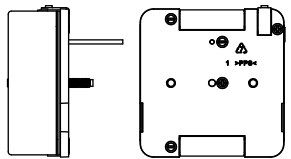
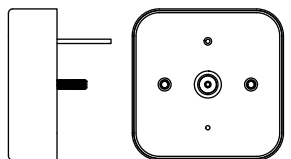
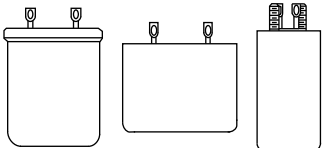
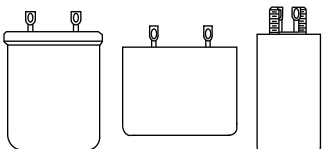
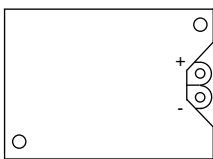
WET TANTALUM CAPACITOR CHARACTERISTICS				
MODEL	MIL SPEC. / TYPE	OUTLINE DRAWING	CAPACITANCE RANGE (μF)	WORKING VOLTAGES AT 85 °C (V _{DC})
ST Surface-mount options Tantalum case	DLA 93026		10 to 2200	25 to 125
DLA 93026 Tantalum case			10 to 2200	25 to 125
STA Tantalum case			150 to 4700	6 to 15
STE Surface-mount options Tantalum case	DLA 10004		22 to 10 000	10 to 125
DLA 10004 Extended capacitance Tantalum case			22 to 10 000	10 to 125
STH Surface-mount options Tantalum case			470 to 1500	75 to 125
T16 Tantalum case	M39006/33 (CLR93)		10 to 1800	25 to 125
DLA 13017 Extended capacitance Tantalum case			10 to 680	50 to 125
Military parts CLR93 Tantalum case	M39006/33		15 to 680	50 to 100
DLA 20001 Space level Tantalum case	M39006/33 (CLR93)		15 to 680	50 to 100
T18 Ultra high capacitance Tantalum case	DLA 15005		22 to 1200	50 to 125
DLA 15005 Ultra high capacitance Tantalum case			470 to 1000	75 to 100
135D High temperature (200 °C) Tantalum case			1.7 to 2200	6 to 125

Note

(1) Not for new design

WET TANTALUM CAPACITOR CHARACTERISTICS				
MODEL	MIL SPEC. / TYPE	OUTLINE DRAWING	CAPACITANCE RANGE (μF)	WORKING VOLTAGES AT 85 °C (V _{DC})
134D High temperature (200 °C) Tantalum case			10 to 1000	50 to 125
T34 High temperature (200 °C) High Performance Tantalum case			10 to 1500	50 to 125
T11 High temperature (230 °C) Tantalum case			47 to 220	50 to 125
285D High voltage, non-polar Ta foil replacement			1 to 410	6 to 300
T22 Surface-mount Tantalum case			10 to 110	50 to 125
T24 Surface-mount High temperature Tantalum case			10 to 33	75 to 125
DLA 19001 Surface-mount Tantalum case			10 to 68	50 to 125
DLA 20012 Surface-mount Tantalum case			10 to 68	50 to 125
HE3 High energy Ultra high capacitance	DLA 10011		1100 to 72 000	25 to 125

Note
⁽¹⁾ Not for new design

WET TANTALUM CAPACITOR CHARACTERISTICS				
MODEL	MIL SPEC. / TYPE	OUTLINE DRAWING	CAPACITANCE RANGE (μF)	WORKING VOLTAGES AT 85 °C (V _{DC})
HE5 High energy Ultra high capacitance			1100 to 72 000	25 to 125
DLA 10011 High energy Ultra high capacitance			1100 to 72 000	25 to 125
EP1 ⁽¹⁾ High energy Ultra high capacitance			2000 to 58 000	25 to 125
EP2 High energy Ultra high capacitance			2700 to 44 000	25 to 125
200D, 202D Array	DLA 04021 (CL55)		70 to 15 000	6 to 150
211D Array			70 to 14 000	10 to 150
MT2 Assembly or array			27 to 6000	6 to 375

Note

(1) Not for new design