



# DC BLOCKING CAPACITORS

## EFFICIENT SIGNAL COUPLING

### FEATURES

Resonance-free performance across the working frequency range

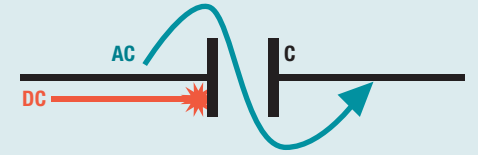
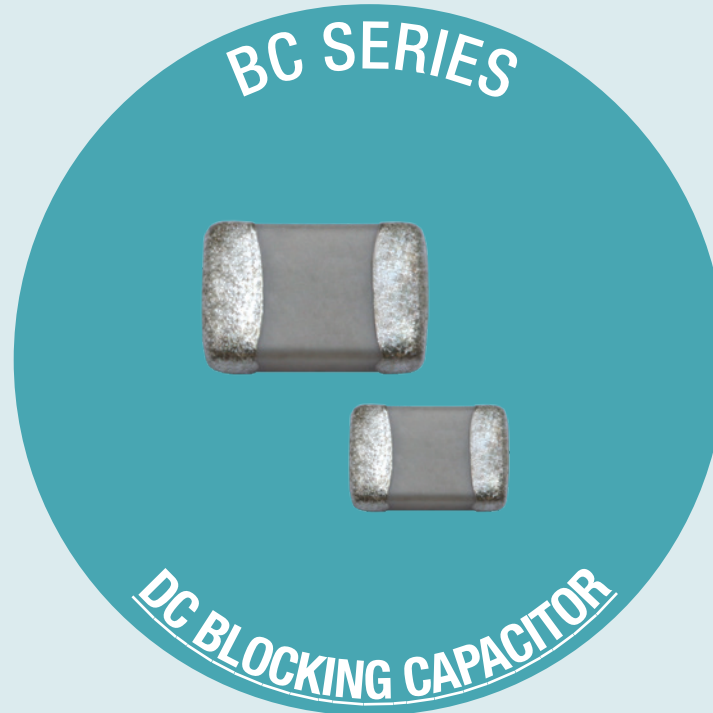
DC blocking, < 0.5 dB insertion loss across the frequency band

Custom frequency ranges available

Surface-mount standard EIA body sizes

Low loss, reliable noble metal electrode system

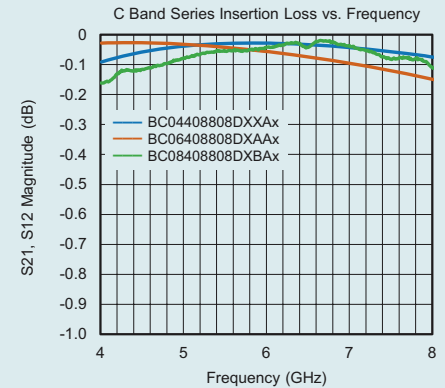
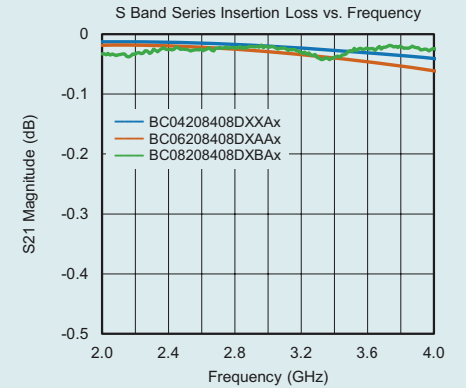
S-parameters available



DOWNLOAD S-PARAMETERS FOR THIS PRODUCT >>>



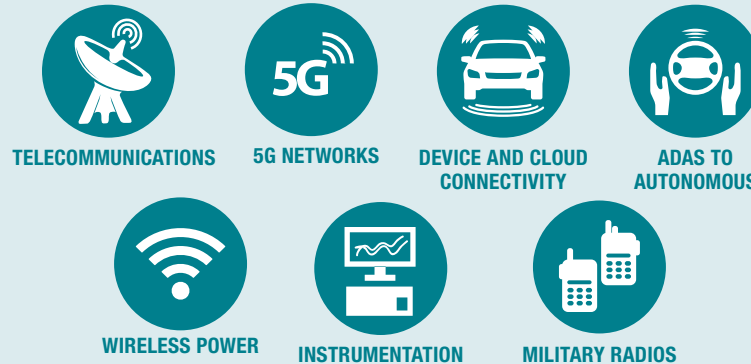
### TYPICAL ATTENUATION CURVES



### QUICK REFERENCE DATA

Frequency Band	Case Sizes	Max. Voltage (V)
HF (3 MHz to 30 MHz)	0402, 0603, 0805, 1210	500
VHF (30 MHz to 300 MHz)		
UHF (300 MHz to 3 GHz)		
L (1 GHz to 2 GHz)	0402, 0603, 0805	100
S (2 GHz to 4 GHz)		
C (4 GHz to 8 GHz)	0402, 0603	100
X (8 GHz to 12 GHz)		
Ku (12 GHz to 18 GHz)	0402	100
Custom (30 MHz to 6 GHz)		

### APPLICATIONS



For technical questions: [mlccrf@vishay.com](mailto:mlccrf@vishay.com)

© 2022 VISHAY INTERTECHNOLOGY, INC. ALL RIGHTS RESERVED.