



# R3T2FPHM3 2-in-1 Solution

## Standard Rectifier and TRANSZORB® TVS

Two different technologies in one FlatPAK 5 x 6 package saves PCB space

Automotive 2-in-1 solution for standard rectifiers (600 V, 3 A) and TRANSZORB® TVS (200 W,  $V_{BR}$  27 V)


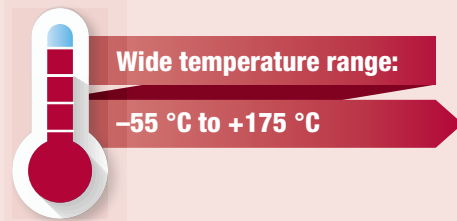
Oxide planar chip technology

Immunity to electrical static discharge

Can be paired in series with standard TVS to offer a complete > 24 V low clamping voltage ratio TVS product portfolio

Meets high reliability automotive requirements

Meets MSL level 1, per J-STD-020, LF maximum peak of 260 °C



### APPLICATIONS

Secondary protection for sensor units, distributed airbag modules, and low power DC/DC converters in distributed power systems



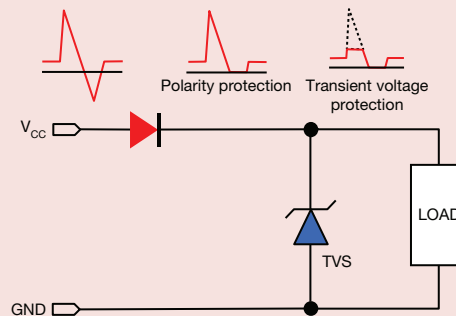
INDUSTRIAL



AUTOMOTIVE

### Primary Characteristics

R3T2FPHM3			
Standard Rectifier		Transient Voltage Suppressors	
$I_{F(AV)}$	3 A	$V_{BR}$	27 V
$V_{RRM}$	600 V	$V_{WM}$	23.1 V
$I_{FSM}$	40 A	$P_{PPM}$	200 W
$V_F$ at $I_F = 3$ A ( $T_J = 125$ °C)	0.86 V	$I_{PPM}$	5.3 A



For technical questions: [DiodesAmericas@vishay.com](mailto:DiodesAmericas@vishay.com), [DiodesEurope@vishay.com](mailto:DiodesEurope@vishay.com), or [DiodesAsia@vishay.com](mailto:DiodesAsia@vishay.com)