




WIREWOUND/METAL OXIDE RESISTORS

CA, CP, CPCC, CPCF, CPR High Volume

High Volume, Low-Cost, Axial Leaded, Wirewound/Metal Oxide, Commercial Power Resistors



KEY BENEFITS

- Low-cost wirewound/metal oxide resistors
- Fireproof construction required for UL-approved circuitry
- Wide range of wattage ratings (1 W to 20 W)
- Wide resistance value range (0.1 Ω to 50 K Ω)
- CPCC and CPCF models have vertical-mount construction for board space savings

APPLICATIONS

- Capacitance discharge
- Pulsing applications
- High power dissipation
- Voltage dividers
- DC/DC converters

RESOURCES

- Datasheet: CA High Volume - <http://www.vishay.com/doc?30114>
- Datasheet: CP High Volume - <http://www.vishay.com/doc?30113>
- Datasheet: CPCC/CPCF High Volume - <http://www.vishay.com/doc?30116>
- Datasheet: CPR High Volume - <http://www.vishay.com/doc?30261>
- For technical questions contact ww2aresistors@vishay.com

Resistors - High Power, Low Cost

One of the World's Largest Manufacturers of
Discrete Semiconductors and Passive Components





WIREWOUND/METAL OXIDE RESISTORS

CA, CP, CPCC, CPCF, CPR High Volume

High Volume, Low-Cost, Axial Leaded, Wirewound/Metal Oxide, Commercial Power Resistors



Resistors - High Power, Low Cost

Axial Lead (CA)

FEATURES

- High performance for low cost
- Auto insertable
- High temperature coating for environmental protection
- Compliant to RoHS Directive 2002/95/EC



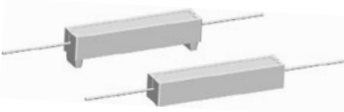
Revision 04-Feb-11

STANDARD ELECTRICAL SPECIFICATIONS				
GLOBAL MODEL	POWER RATING $P_{25^{\circ}\text{C}}$ W	RESISTANCE RANGE Ω	TOLERANCE $\pm \%$	WEIGHT (typical) g
CA0001	1.0	0.1 to 1K	5, 10	0.65
CA0002	2.0	0.1 to 1K	5, 10	0.80

Axial Lead (CP)

FEATURES

- High performance for low cost
- High power to size ratio
- Ceramic cases are available with circuit board stand-offs (designated with a ...3 model ending)
- Special cement potting compound and ceramic case provide high thermal conductivity in a fireproof package
- Compliant to RoHS Directive 2002/95/EC




Revision 10-Jan-11

STANDARD ELECTRICAL SPECIFICATIONS					
GLOBAL MODEL	POWER RATING $P_{40^{\circ}\text{C}}$ W	RESISTANCE RANGE Ω WIREWOUND	RESISTANCE RANGE Ω METAL OXIDE	TOLERANCE $\pm \%$	WEIGHT (typical) g
CP0002	2	0.1 to 100	101 to 30K	5, 10	2.0
CP0003	3	0.1 to 100	101 to 33K	5, 10	3.4
CP0005	5	0.1 to 100	101 to 50K	5, 10	3.6
CP0005...3	5	0.1 to 100	101 to 50K	5, 10	4.8
CP0007	7	0.1 to 100	101 to 50K	5, 10	5.0
CP0007...3	7	0.1 to 100	101 to 50K	5, 10	6.8
CP0010	10	0.1 to 100	101 to 50K	5, 10	9.5
CP0010...3	10	0.1 to 100	101 to 50K	5, 10	9.9
CP0015	15	0.1 to 100	101 to 50K	5, 10	16.8
CP0020	20	0.1 to 100	101 to 50K	5, 10	22.8

Vertical Mount (CPCC/CPCF)

FEATURES

- Space saving
- Direct mounting on printed circuit board
- High power to size ratio



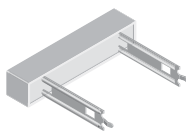
Revision 10-Dec-10

STANDARD ELECTRICAL SPECIFICATIONS					
GLOBAL MODEL	POWER RATING $P_{40^{\circ}\text{C}}$ W	RESISTANCE RANGE Ω WIREWOUND	RESISTANCE RANGE Ω METAL OXIDE	TOLERANCE $\pm \%$	WEIGHT (typical) g
CPCC02	2	0.1 to 100	NA	5, 10	4.7
CPCF02	2	NA	101 to 50K	5, 10	4.7
CPCC03	3	0.1 to 100	NA	5, 10	5.5
CPCF03	3	NA	101 to 50K	5, 10	5.5
CPCC05	5	0.1 to 100	NA	5, 10	6.9
CPCF05	5	NA	101 to 50K	5, 10	6.9
CPCC07	7	0.1 to 100	NA	5, 10	9.2
CPCF07	7	NA	101 to 50K	5, 10	9.2
CPCC10	10	0.1 to 100	NA	5, 10	14.3

Radial Terminals (CPR)

FEATURES

- Direct mounting on printed circuit board
- Circuit board lock-in mounting tabs
- High performance for low cost



Revision 25-Jul-11

STANDARD ELECTRICAL SPECIFICATIONS					
GLOBAL MODEL (1)	POWER RATING $P_{40^{\circ}\text{C}}$ W	RESISTANCE RANGE Ω WIREWOUND	RESISTANCE RANGE Ω METAL OXIDE	TOLERANCE $\pm \%$	WEIGHT (typical) g
CPR03...xx	3	0.1 to 100	101 to 30K	5, 10	5.5
CPR05...xx	5	0.1 to 100	101 to 33K	5, 10	6.5
CPR07...xx	7	0.5 to 100	101 to 50K	5, 10	9.5
CPR10...xx	10	0.5 to 100	101 to 50K	5, 10	10
CPR15...xx	15	1.0 to 100	101 to 50K	5, 10	20.3
CPR20...xx	20	1.0 to 100	101 to 50K	5, 10	25.5

Note
(1) The xx is for the two digit "special" number as specified in Global Part Number Information section. Standard part number without the two digit "special" is 10.5 mm length (15 mm for CPR20), 1 pin terminals.