


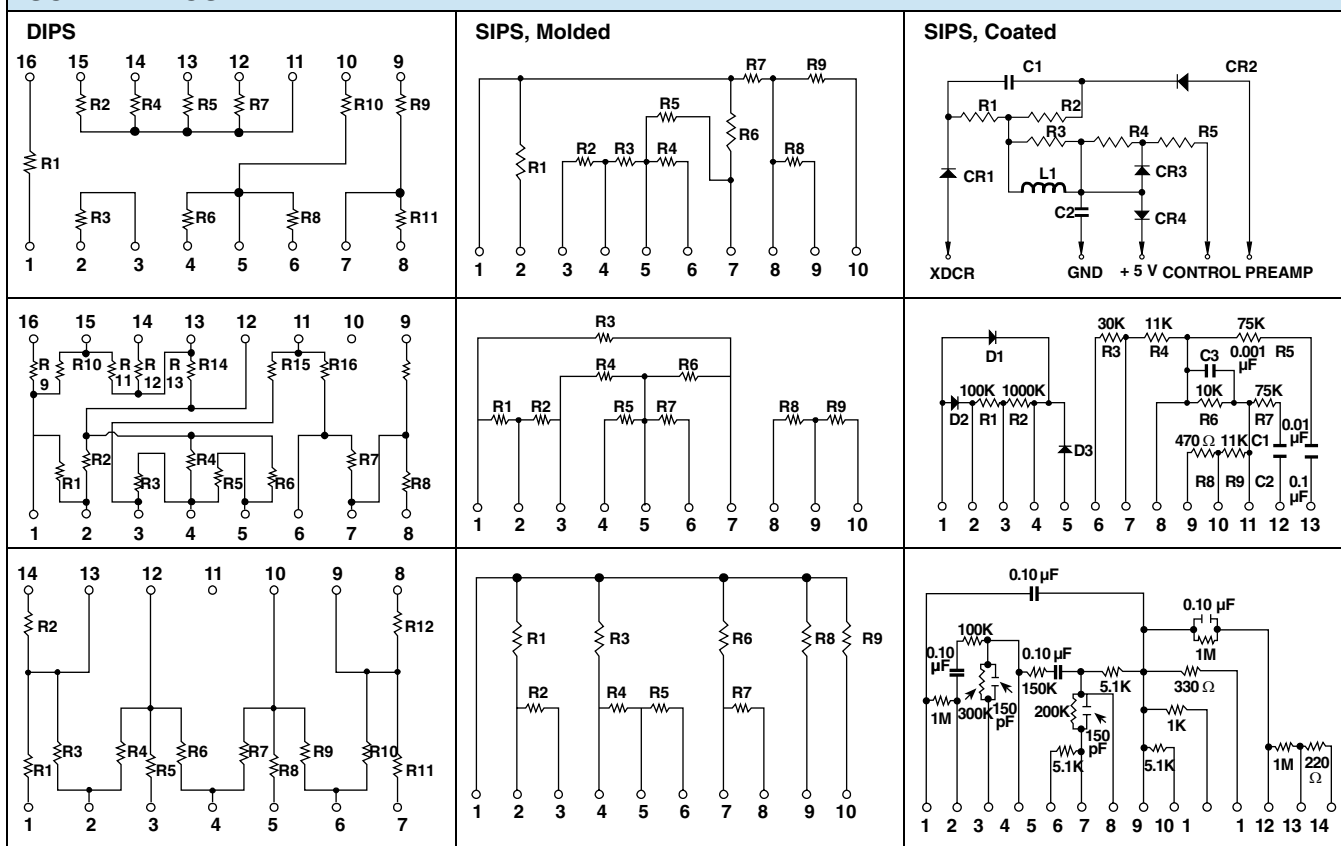
Custom Thick Film Resistor Networks, Single-In-Line (Molded or Conformal Coated SIPs) and Dual-In-Line (Molded DIPs)



FEATURES

- Custom resistor, capacitor, diode and inductor network combinations
- R, C, L, D multicomponent networks
- Processed to MIL-PRF-83401
- Fast turnaround time
- Unlimited schematics possible
- Design through production
- High temperature solder joints
- Wide resistance range
- Ultra high precision laser trimming
- Double sided printing and through holes/VIA's
- High density circuit designs
- Tighter parameters available
- High power ratings available

SCHEMATICS



ELECTRICAL SPECIFICATIONS

Resistance Range: 1 Ω to 50 M Ω
Tolerance: $\pm 0.5\%$ available
Temperature Coefficient: ± 100 ppm/ $^{\circ}\text{C}$ available
TCR Tracking: ± 50 ppm/ $^{\circ}\text{C}$ available
Ratio Matching: $\pm 0.5\%$ available
Power Rating (Element): 1/8 W at + 70 $^{\circ}\text{C}$ typical

ENVIRONMENTAL SPECIFICATIONS

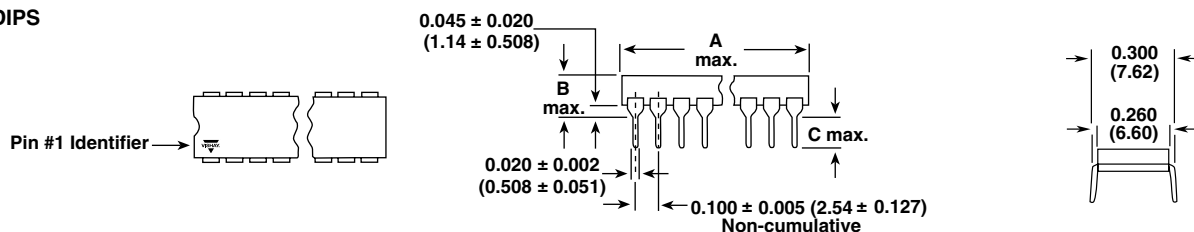
Temperature Limits: - 65 $^{\circ}\text{C}$ to + 125 $^{\circ}\text{C}$

MECHANICAL SPECIFICATIONS

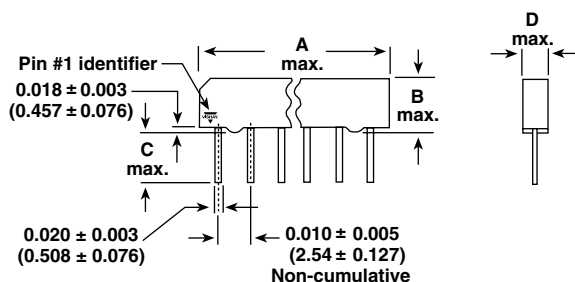
Resistive Element: Thick film
Solder Joints: High temperature Sn10
Encapsulation: Thermoset epoxy for molded. Epoxy for conformal coated
Lead Lengths: 0.060" (1.52 mm) to 0.190" (4.83 mm) molded, 0.060" (1.52 mm) to 0.290" (7.37 mm) coated
Substrates: 96 % alumina, Thicknesses: 0.020" (0.508 mm) to 0.040" (1.016 mm)
Resistor Coatings: Glass passivation, dielectrics for crossovers

DIMENSIONS in inches (millimeters)

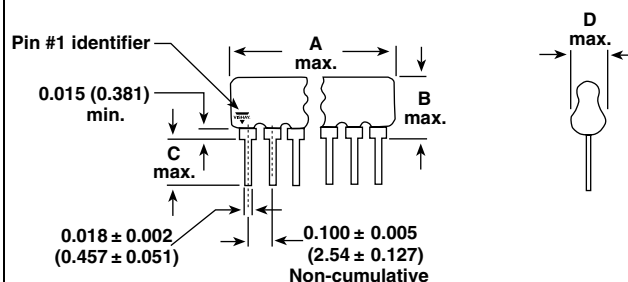
DIPS



SIPS, Molded



SIPS, Coated



MODEL	No. of Pins	A (max.)	B (max.)	C (max.)	D (max.)
DIPS	14	0.775 (19.69)	0.190 (4.83)	0.135 (3.43)	-
DIPS	16	0.875 (22.23)	0.190 (4.83)	0.135 (3.43)	-
SIPS, molded, low profile	6	0.598 (15.19)	0.192 (4.88)	0.190 (4.83)	0.088 (2.23)
SIPS, molded, low profile	8	0.798 (20.27)	0.192 (4.88)	0.190 (4.83)	0.088 (2.23)
SIPS, molded, low profile	10	0.998 (25.35)	0.192 (4.88)	0.190 (4.83)	0.088 (2.23)
SIPS, molded, high profile	6	0.598 (15.19)	0.340 (8.64)	0.190 (4.83)	0.088 (2.23)
SIPS, molded, high profile	8	0.798 (20.27)	0.340 (8.64)	0.190 (4.83)	0.088 (2.23)
SIPS, molded, high profile	10	0.998 (25.35)	0.340 (8.64)	0.190 (4.83)	0.088 (2.23)
SIPS, coated	2	0.200 (5.08)	0.200 (5.08)	0.290 (7.37)	0.100 (2.54)
SIPS, coated	3 thru 19	(1)	(1)	0.290 (7.37)	(1)
SIPS, coated	20	2.00 (50.80)	(1)	0.290 (7.37)	(1)

Note

(1) Depending on customer requirements

ENVIRONMENTAL PERFORMANCE

TEST ⁽²⁾	Maximum ΔR (TYPICAL TEST LOTS)
Power Conditioning (108)	$\Delta R < 0.10\%$
Thermal Shock (107)	$\Delta R < 0.10\%$
Thermal Shock Group C (107)	$\Delta R < 0.10\%$
Short Time Overload	$\Delta R < 0.03\%$
Low Temperature Storage	$\Delta R < 0.02\%$
Low Temperature Operation	$\Delta R < 0.02\%$
Low Temperature Exposure	$\Delta R < 0.06\%$
Moisture Resistance (106)	$\Delta R < 0.10\%$
Resistance to Soldering Heat (210)	$\Delta R < 0.10\%$
Shock (213)	$\Delta R < 0.04\%$
Vibration (204)	$\Delta R < 0.04\%$
Load life (108)	$\Delta R < 0.22\%$

Note

(2) Numbers in parentheses refer to test method MIL-STD-202 as modified by the detail specification

ORDERING INFORMATION

- For custom product information contact factory



Disclaimer

ALL PRODUCT, PRODUCT SPECIFICATIONS AND DATA ARE SUBJECT TO CHANGE WITHOUT NOTICE TO IMPROVE RELIABILITY, FUNCTION OR DESIGN OR OTHERWISE.

Vishay Intertechnology, Inc., its affiliates, agents, and employees, and all persons acting on its or their behalf (collectively, "Vishay"), disclaim any and all liability for any errors, inaccuracies or incompleteness contained in any datasheet or in any other disclosure relating to any product.

Vishay makes no warranty, representation or guarantee regarding the suitability of the products for any particular purpose or the continuing production of any product. To the maximum extent permitted by applicable law, Vishay disclaims (i) any and all liability arising out of the application or use of any product, (ii) any and all liability, including without limitation special, consequential or incidental damages, and (iii) any and all implied warranties, including warranties of fitness for particular purpose, non-infringement and merchantability.

Statements regarding the suitability of products for certain types of applications are based on Vishay's knowledge of typical requirements that are often placed on Vishay products in generic applications. Such statements are not binding statements about the suitability of products for a particular application. It is the customer's responsibility to validate that a particular product with the properties described in the product specification is suitable for use in a particular application. Parameters provided in datasheets and / or specifications may vary in different applications and performance may vary over time. All operating parameters, including typical parameters, must be validated for each customer application by the customer's technical experts. Product specifications do not expand or otherwise modify Vishay's terms and conditions of purchase, including but not limited to the warranty expressed therein.

Hyperlinks included in this datasheet may direct users to third-party websites. These links are provided as a convenience and for informational purposes only. Inclusion of these hyperlinks does not constitute an endorsement or an approval by Vishay of any of the products, services or opinions of the corporation, organization or individual associated with the third-party website. Vishay disclaims any and all liability and bears no responsibility for the accuracy, legality or content of the third-party website or for that of subsequent links.

Vishay products are not designed for use in life-saving or life-sustaining applications or any application in which the failure of the Vishay product could result in personal injury or death unless specifically qualified in writing by Vishay. Customers using or selling Vishay products not expressly indicated for use in such applications do so at their own risk. Please contact authorized Vishay personnel to obtain written terms and conditions regarding products designed for such applications.

No license, express or implied, by estoppel or otherwise, to any intellectual property rights is granted by this document or by any conduct of Vishay. Product names and markings noted herein may be trademarks of their respective owners.