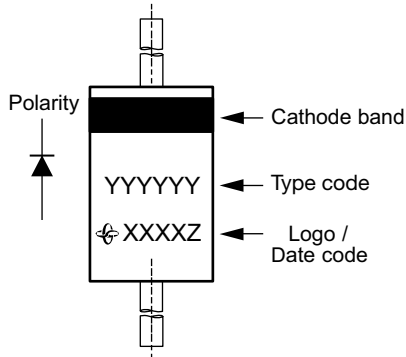


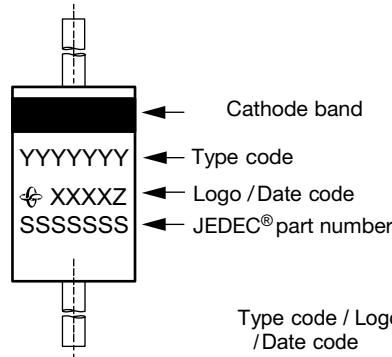
## Diodes Group Body Marking

### AXIAL MARKING

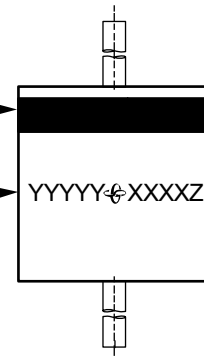
DO-41 (DO-204AL), DO-15 (DO-204AC), DO-201AD



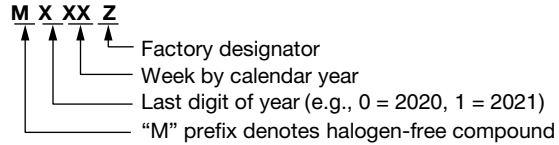
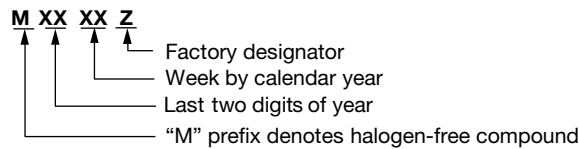
1.5KE



DO-15 (DO-204AC), DO-201AD, GP20, P600



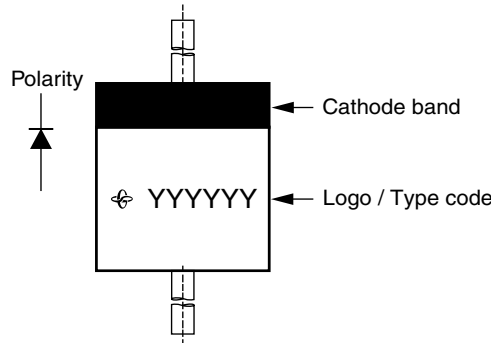
#### DATE CODE



#### Notes

- (1) No cathode band marking for TVS bidirectional type
- (2) Type code refers to individual datasheet

MPG06



### PART NUMBER MARKING CODE

TYPE	RoHS-COMPLIANT	HALOGEN-FREE
MPG06 series	MPG06A-M	M06A-M
RMPG06 series	RMPG06A-K	MR06A-K
UG06 series	UG06A-D	MUG06A-D
SB0x series	SB02-060	MSB02-060
TPMP06 series	T-10-43	MT-10-43

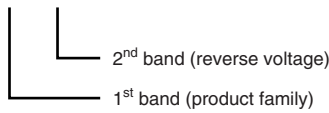
#### Note

- x - type code

## PLASTIC MELF AND MiniMELF MARKING

1. Package: GL41 (DO-213AB)

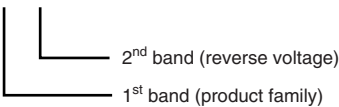
**MELF**  
2.5 mm x 4.9 mm



TYPE	1 <sup>st</sup> BAND	2 <sup>nd</sup> BAND	
BYM10 series	white	gray: 50 V	violet: 1000 V
GL41 series	white	red: 100 V	white: 1300 V
BYM11 series	red	orange: 200 V	brown: 1600 V
RGL41 series	red	yellow: 400 V	
BYM12 series	green	green: 600 V	
EGL41 series	green	blue: 800 V	
BYM13 series	orange	gray: 20 V orange: 40 V green: 60 V	
SGL41 series	orange	red: 30 V yellow: 50 V	
TGL41-xx	blue		
ZGL41-xx	red		

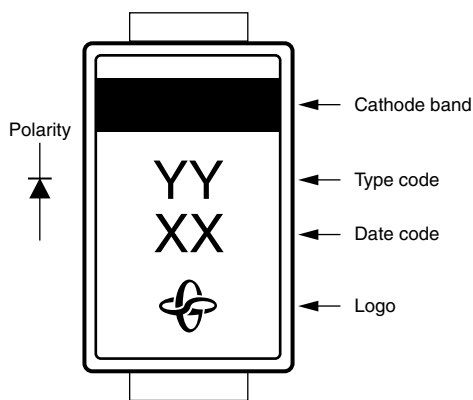
2. Package: GL34 (DO-213AA)

**MiniMELF**  
1.6 mm x 3.5 mm

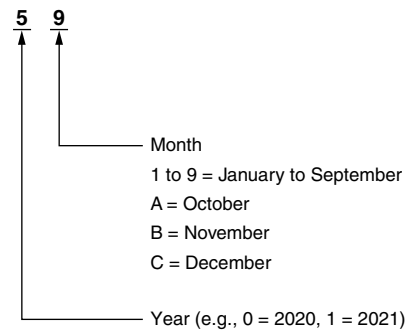


TYPE	1 <sup>st</sup> BAND	2 <sup>nd</sup> BAND	
BYM07 series	green	gray: 50 V	brown: 300 V
GL34 series	white	red: 100 V	yellow: 400 V
EGL34 series	green	pink: 150 V	green: 600 V
RGL34 series	red	orange: 200 V	blue: 800 V

## GF1 (DO-214BA) MARKING



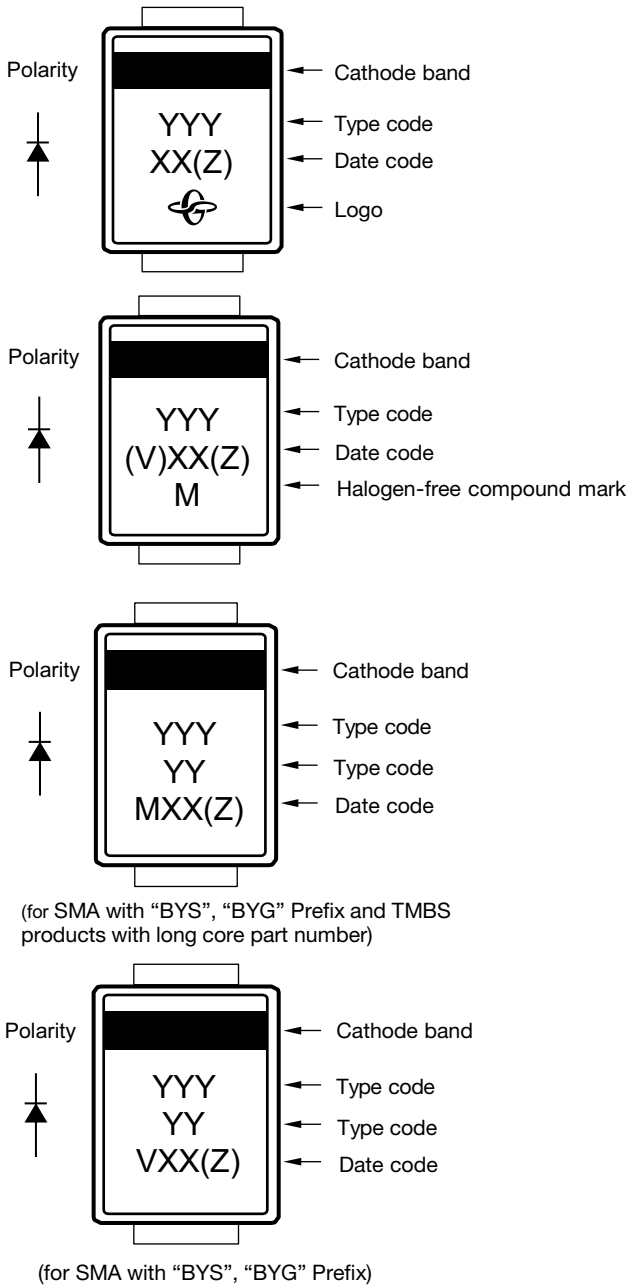
### DATE CODE



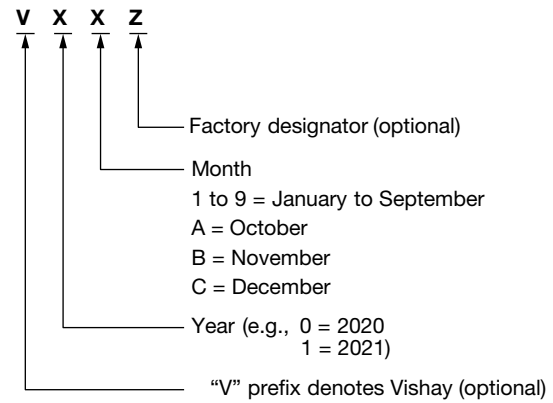
### Notes

- Type code refers to individual datasheet
- Cathode band: marked with one or more lines

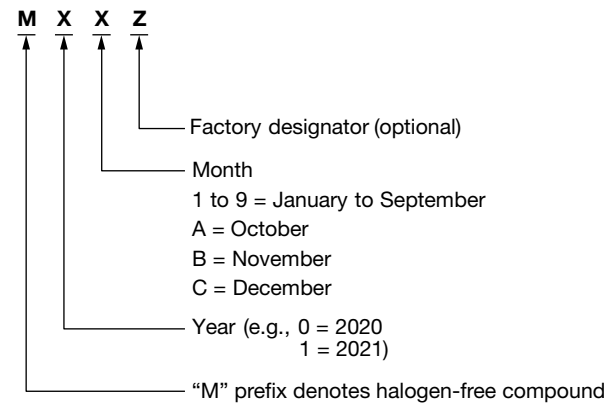
## SMA (DO-214AC) MARKING



### DATE CODE

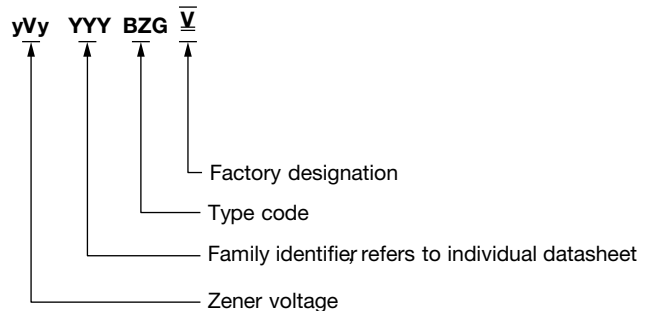
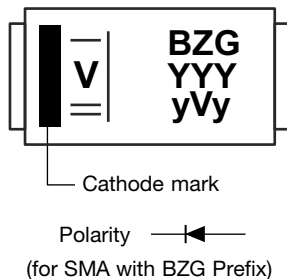


### DATE CODE

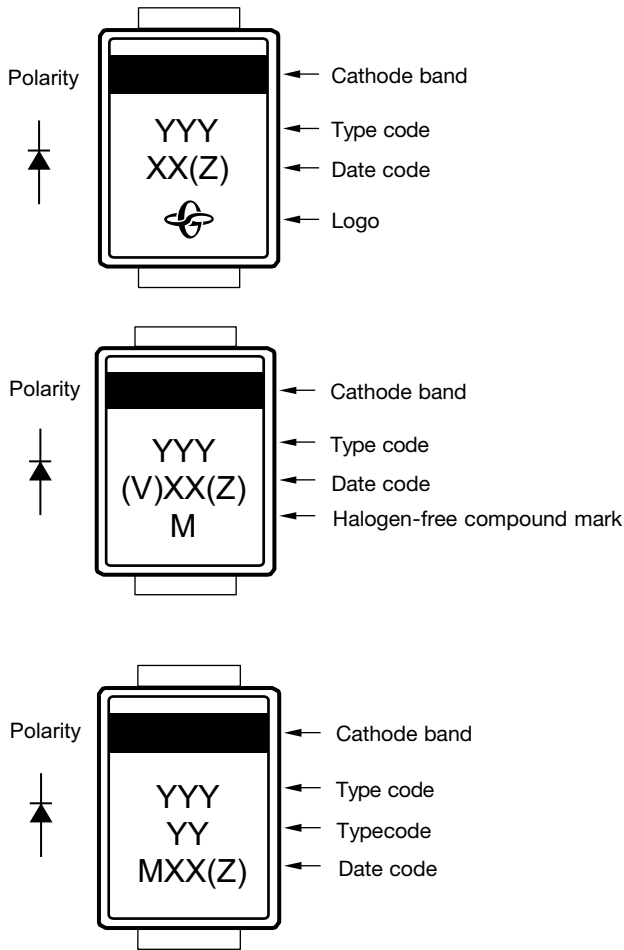


### Notes

- Type code refers to individual datasheet
- Cathode band: marked with one or more lines

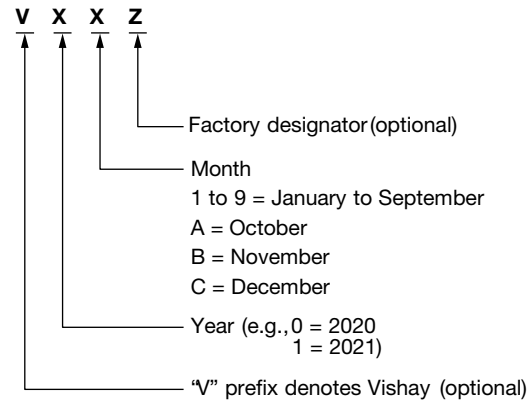


## SMB (DO-214AA) AND SMC (DO-214AB) MARKING

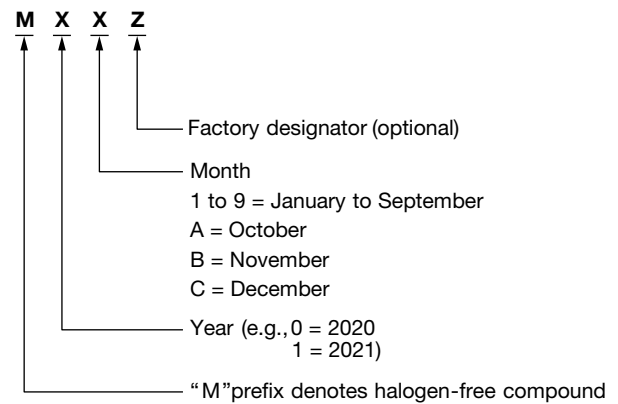


(for TMBS products with long core part number)

### DATE CODE



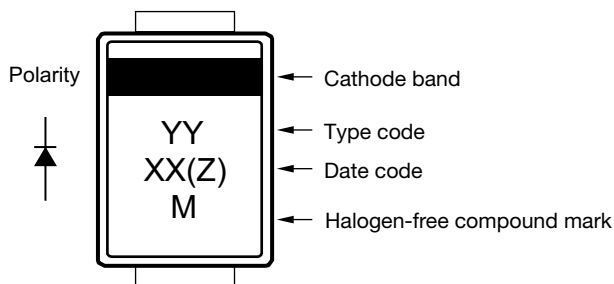
### DATE CODE



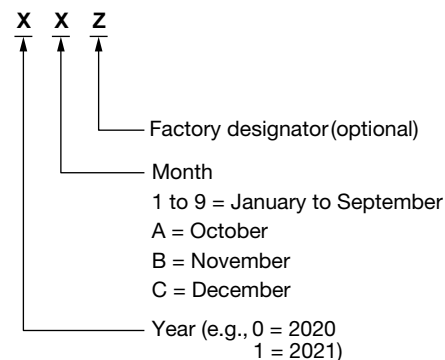
### Notes

- Type code refers to individual datasheet
- Cathode band: marked with one or more lines

## SlimSMA (DO-221AC), SlimSMAW (DO-221AD), AND SMPA (DO-221BC) MARKING



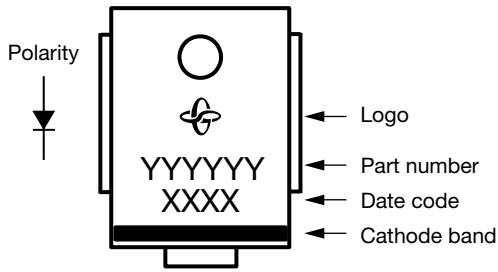
### DATE CODE



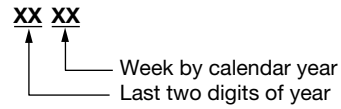
### Notes

- Type code refers to individual datasheet
- Cathode band: marked with one or more lines

## DO-218AB AND DO-218AC MARKING



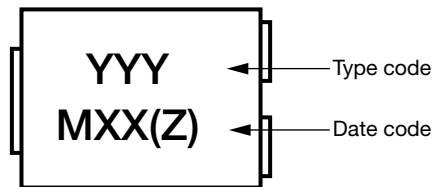
### DATE CODE



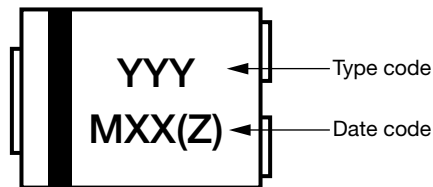
### Notes

- Type code refers to individual datasheet
- Cathode band: marked with one or more lines

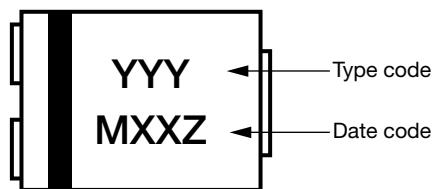
## SMPC (TO-277A) MARKING



Polarity → ← (for rectifiers)

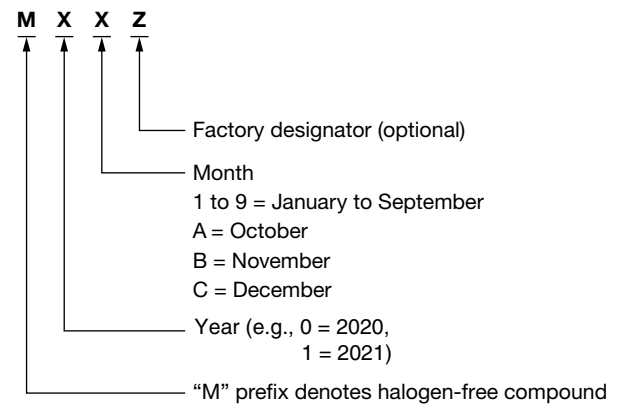


Polarity → ← (for TRANSZORB<sup>®</sup> TVS of SMPCxxAN)



Polarity → ← (for PAR<sup>®</sup> TVS and TRANSZORB<sup>®</sup> TVS of SMPCxxA)

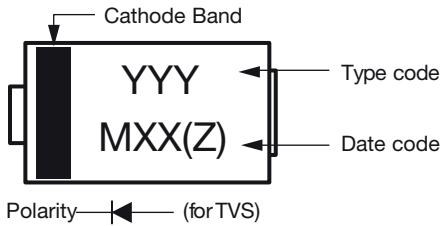
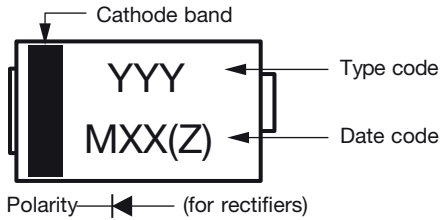
### DATE CODE



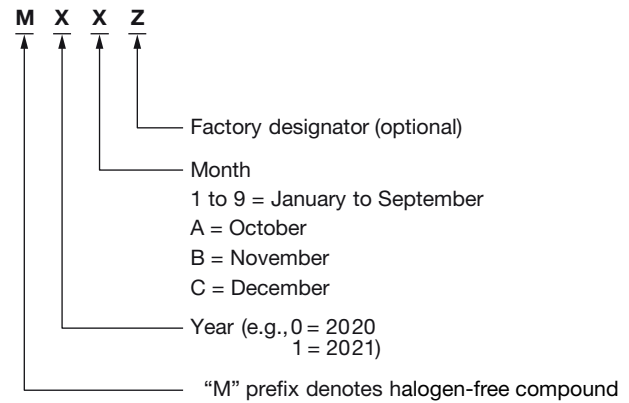
### Notes

- Type code refers to individual datasheet
- TRANSZORB<sup>®</sup> TVS: cathode band depends on actual polarity
- No cathode band marking for bi-directional PAR TVS type
- Cathode band: marked with one or more lines

## SMP (DO-220AA) MARKING



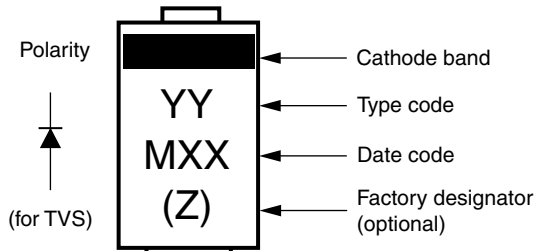
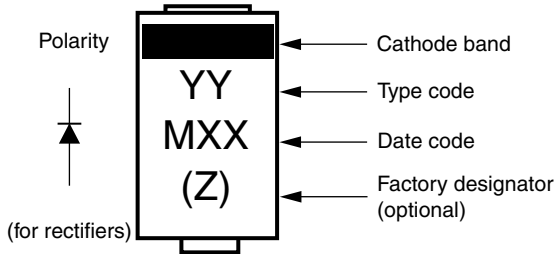
### DATE CODE



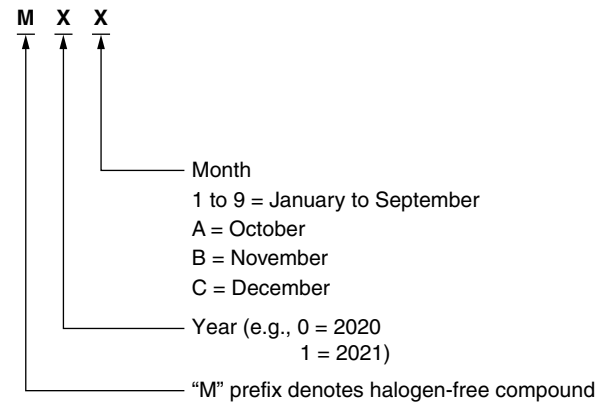
### Notes

- Type code refers to individual datasheet
- Cathode band: marked with one or more lines

## MicroSMP (DO-219AD) MARKING



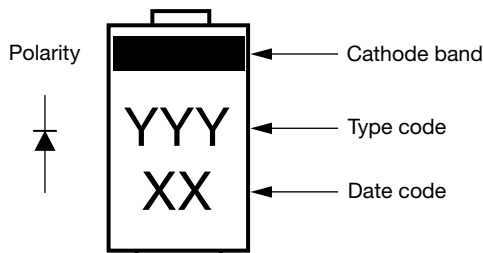
### DATE CODE



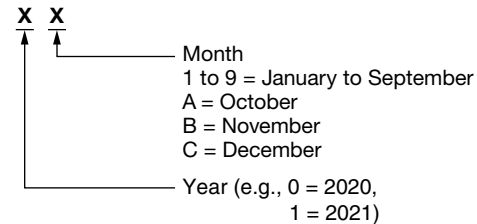
### Notes

- Type code refers to individual datasheet
- Cathode band: marked with one or more lines

## MicroSMF (DO-219AC) MARKING



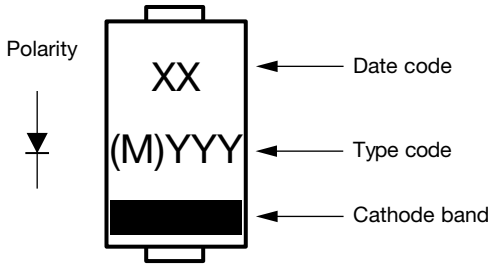
### DATE CODE



### Notes

- Type code refers to individual datasheet
- Cathode band: marked with one or more lines

## SMF (DO-219AB) MARKING

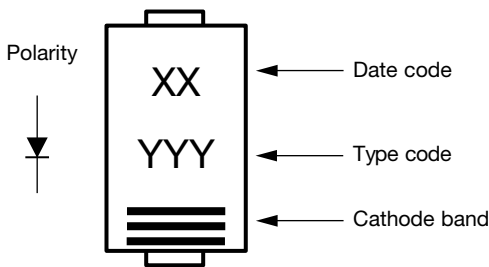


### DATE CODE



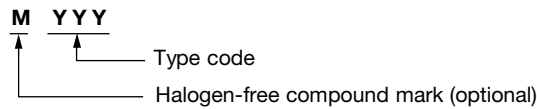
W ... 2008	G ... 2015	P ... 2022	X ... 2029
X ... 2009	H ... 2016	R ... 2023	A ... 2030
A ... 2010	I ... 2017	S ... 2024	
B ... 2011	K ... 2018	T ... 2025	
C ... 2012	L ... 2019	U ... 2026	
E ... 2013	M ... 2020	V ... 2027	
F ... 2014	N ... 2021	W ... 2028	

According to EN 600626



(for small signal product)

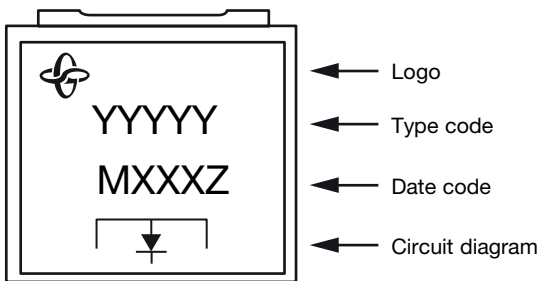
### TYPE CODE



### Notes

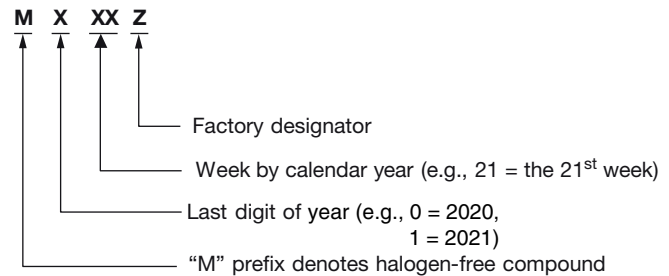
- Type code refers to individual datasheet
- Cathode band: marked with one or more lines

## SMPD AND SlimDPAK MARKING



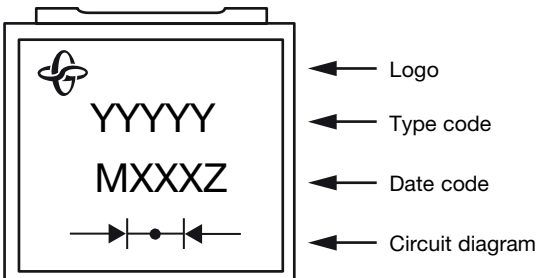
(for single die parts)

### DATE CODE



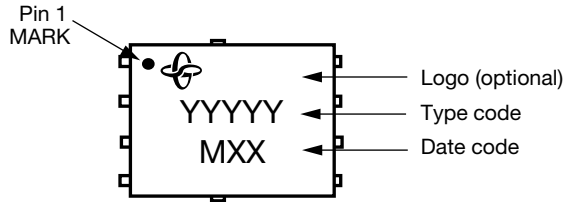
### Note

- Type code refers to individual datasheet



(for dual die parts)

## FlatPAK 5 X 6 MARKING



### DATE CODE

**M X X**

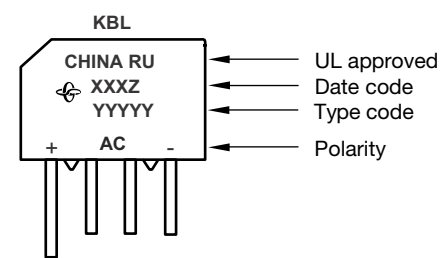
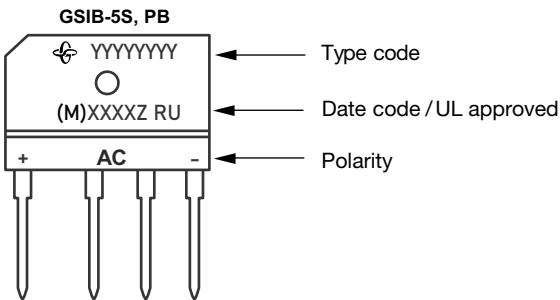
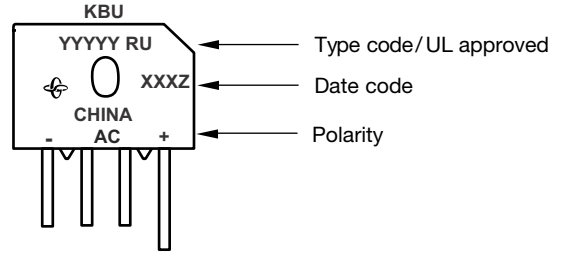
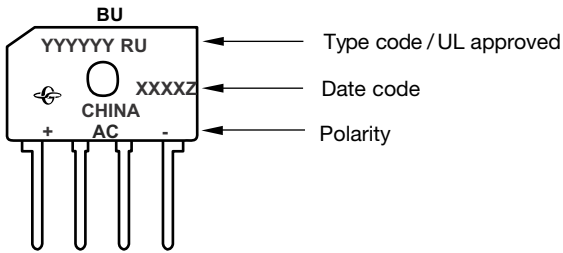
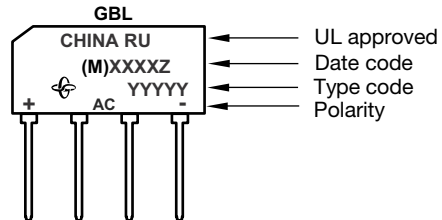
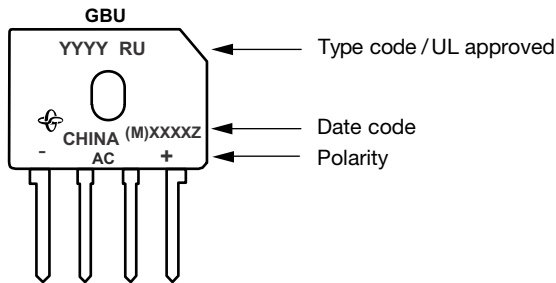
- Month  
1 to 9 = January to September  
A = October  
B = November  
C = December
- Year (e.g. 0 = 2020  
1 = 2021)
- "M" prefix denotes halogen-free compound

**Note**

- Type code refers to individual datasheet

## BRIDGE MARKING

Single in-line bridge marking



### DATE CODE

**X XX Z**

- Factory designator
- Week by calendar year
- Last digit of Year (e.g., 0 = 2020  
1 = 2021)

**XX XX Z**

- Factory designator
- Week by calendar year
- Last two digits of year

**Note**

- Type code refers to individual datasheet
- Logo :
- UL approved: RU
- Polarity: + Positive output terminal  
- Negative output terminal
- AC: Alternate
- Location: China

**M X XX Z**

- Factory designator
- Week by calendar year
- Last digit of Year (e.g., 0 = 2020  
1 = 2021)
- "M" prefix denotes halogen-free compound

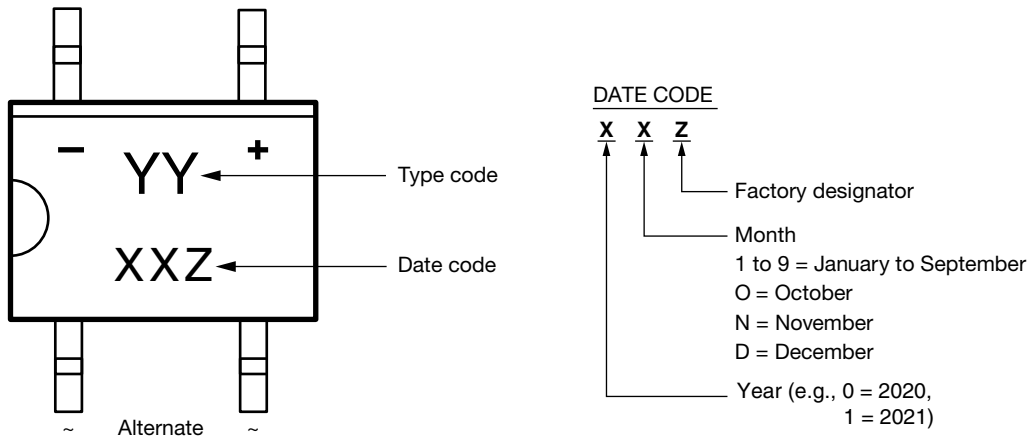
**M XX XX Z**

- Factory designator
- Week by calendar year
- Last two digits of year
- "M" prefix denotes halogen-free compound



## DUAL IN-LINE BRIDGE MARKING

MBS (TO-269AA) and MBM Mini-Bridge

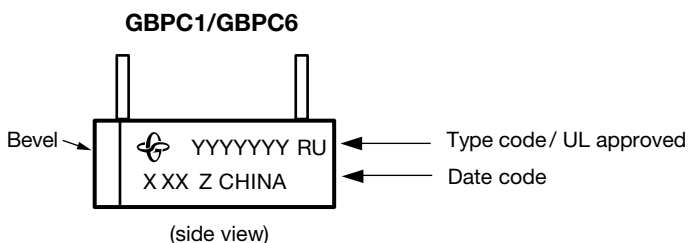
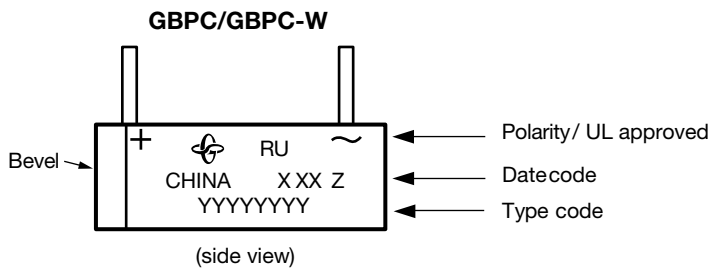
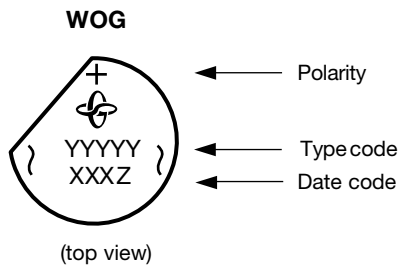
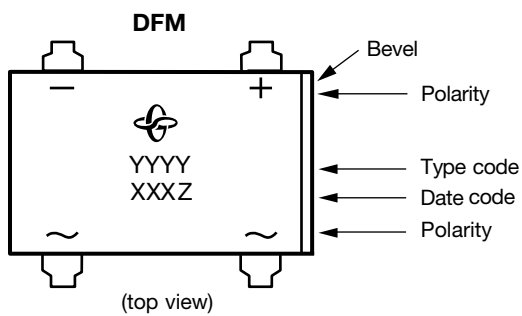
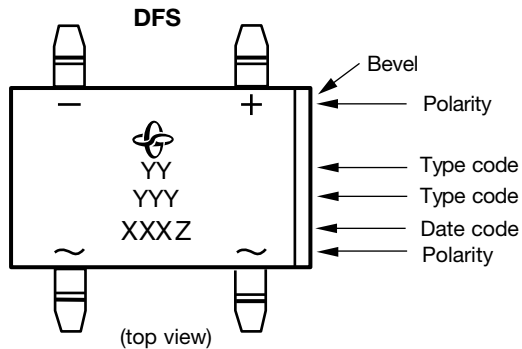


TYPE	TYPE CODE	TYPE	TYPE CODE
B2S, B2M	B2	MB4S, MB4M	4
B4S, B4M	B4	MB6S, MB6M	6
B6S, B6M	B6	RMB2S	2R
MB2S, MB2M	2	RMB4S	4R

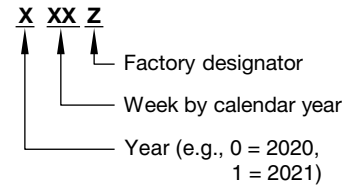
### Notes

- MB2(4,6)M and RMB2(4)S has type code only without date code
- Polarity: + Positive output terminal  
- Negative output terminal

DFS, DFM, WOG, GBPC/GBPC-W, and GBPC1/GBPC6



DATE CODE

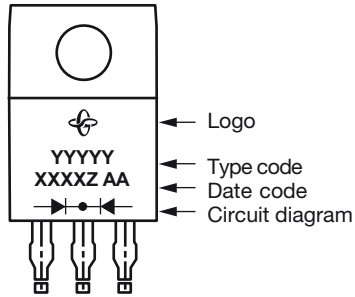


**Notes**

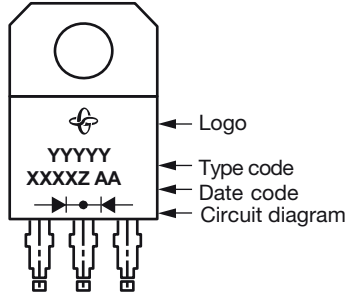
- Type code refers to individual datasheets
- UL approved : RU
- Polarity : + Positive output terminal  
- Negative output terminal  
~ Alternate
- Location : China
- Logo :

## POWER PACK MARKING

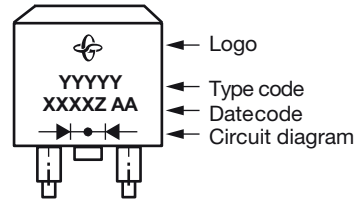
**TO-220AB**



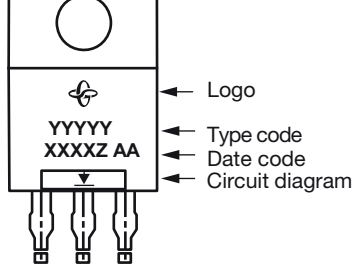
**ITO-220AB**



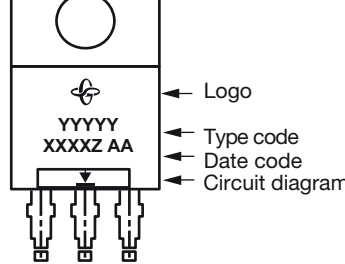
**TO-263AB**



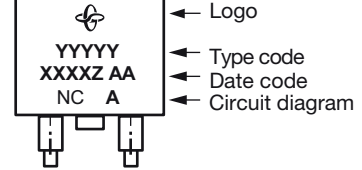
**TO-220AC**



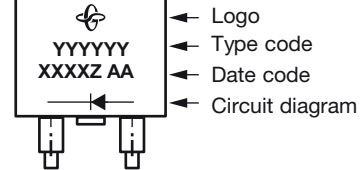
**ITO-220AC**



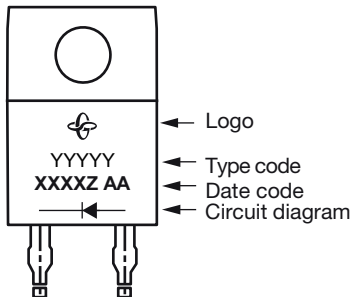
**TO-263AB**



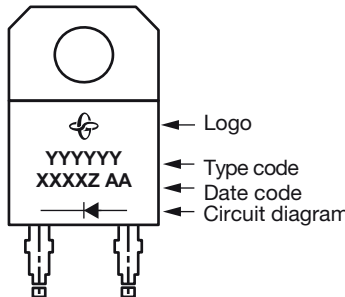
**TO-263AB**



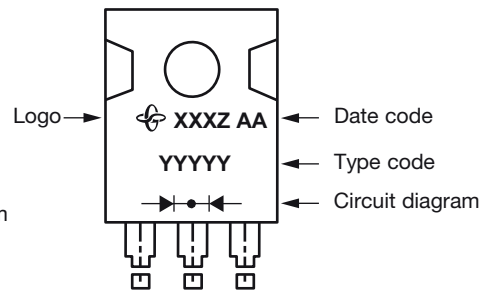
**TO-220AC**



**ITO-220AC**

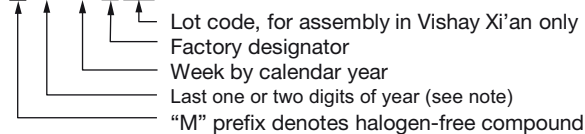


**TO-3P (TO-247AD)**



**DATE CODE**

**M XX XX Z AA**



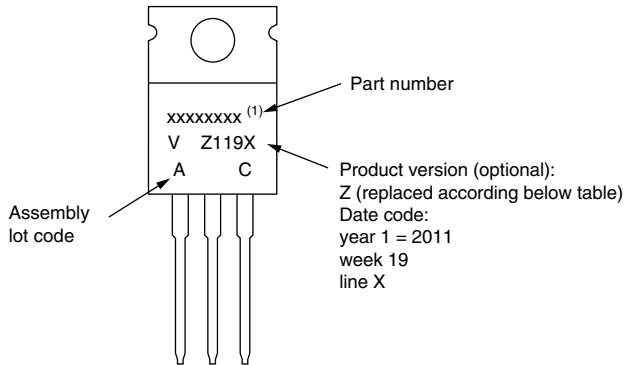
**Notes**

- Type code refers to individual datasheet
- Last one digit of year for TO-3P only (e.g., 0 = 2020, 1 = 2021)

## TO-220 MARKING

Examples: TO-220AB, TO-220FP, TO-220AC E, TO-220AC-N3

### TO-220AB E

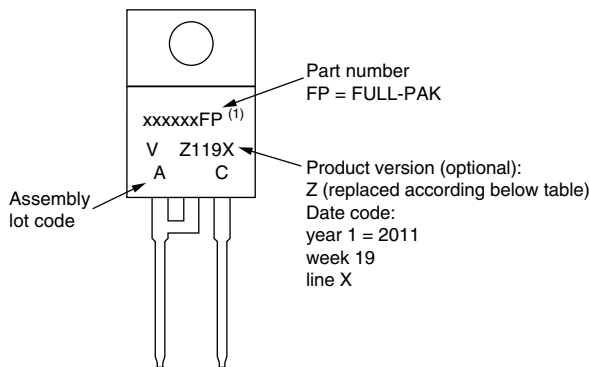


Example: This is a xxxxxx<sup>(1)</sup> with assembly lot code AC, assembled on WW 19, 2011 in the assembly line "X"

#### Note

<sup>(1)</sup> If part number contains "H" as last digit, product is AEC-Q101 qualified

### TO-220FP-N3

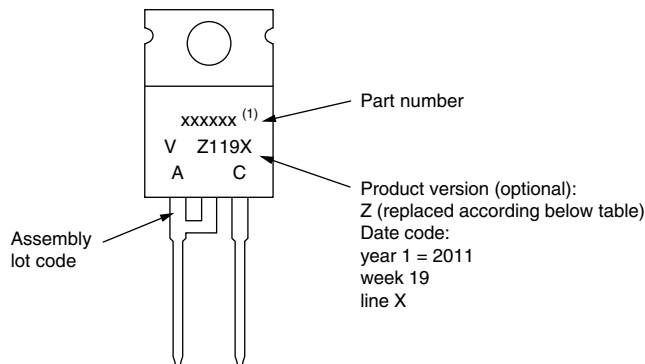


Example: This is a xxxxxxFP<sup>(1)</sup> with assembly lot code AC, assembled on WW 19, 2011 in the assembly line "X"

#### Note

<sup>(1)</sup> If part number contains "H" as last digit, product is AEC-Q101 qualified

### TO-220AC E, TO-220AC-N3

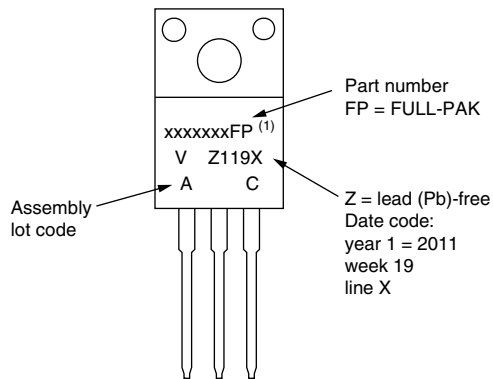


Example: This is a xxxxxx<sup>(1)</sup> with assembly lot code AC, assembled on WW 19, 2011 in the assembly line "X"

#### Note

<sup>(1)</sup> If part number contains "H" as last digit, product is AEC-Q101 qualified

## TO-220FP 2L

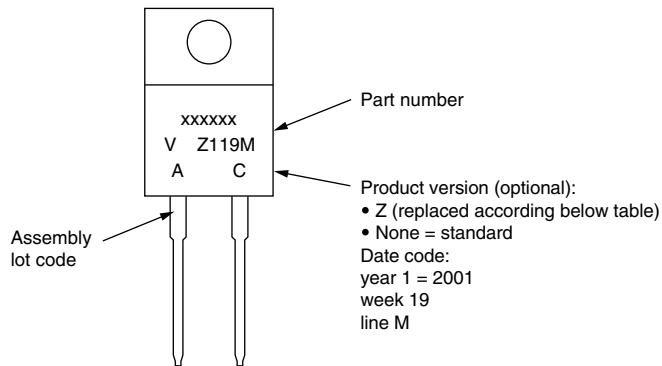


Example: This is a xxxxxxFP<sup>(1)</sup> with assembly lot code AC, assembled on WW 19, 2011 in the assembly line "X"

### Note

<sup>(1)</sup> If part number contains "H" as last digit, product is AEC-Q101 qualified

## TO-220AC 2L



Example: This is a xxxxxx with assembly lot code AC, assembled on WW 19, 2001 in the assembly line "M"

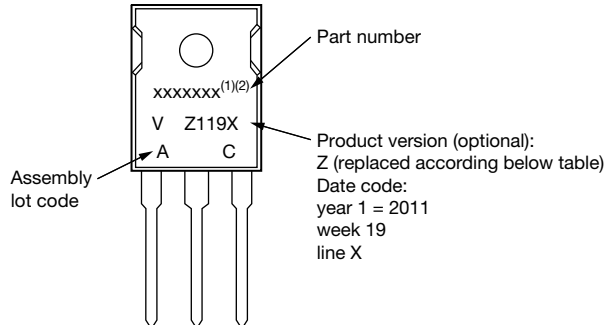
### Note

<sup>(1)</sup> If part number contains "H" as last digit, product is AEC-Q101 qualified

## TO-247 MARKING

Examples:

### TO-247, 3 pins long-lead

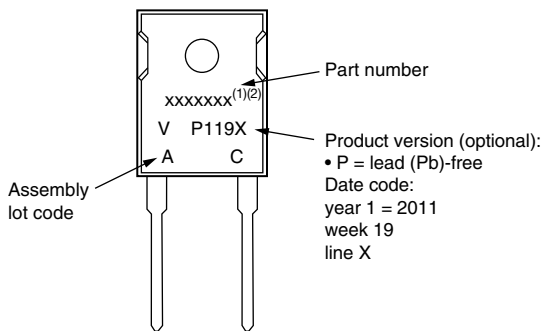


Example: This is a xxxxxx<sup>(1)</sup> with assembly lot code AC, assembled on WW 19, 2011 in the assembly line "X"

### Notes

- (1) If part number contains "H" as last digit, product is AEC-Q101 qualified
- (2) If part number contains "L", product is long-lead

### TO-247, 2 pins long-lead

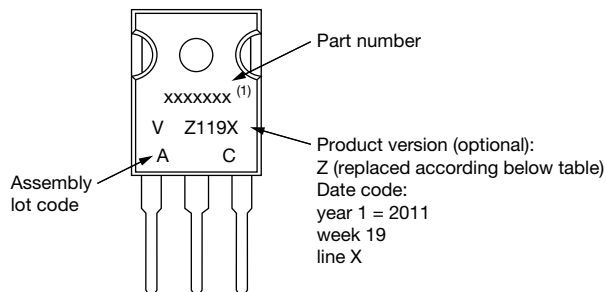


Example: This is a xxxxxx with assembly lot code AC, assembled on WW 19, 2011 in the assembly line "X"

### Notes

- (1) If part number contains "H" as last digit, product is AEC-Q101 qualified
- (2) If part number contains "L", product is long-lead

### TO-247AC-N3

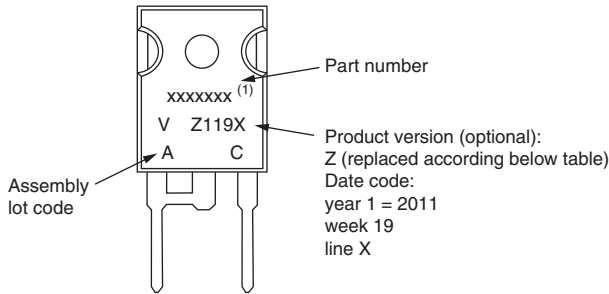


Example: This is a xxxxxx<sup>(1)</sup> with assembly lot code AC, assembled on WW 19, 2011 in the assembly line "X"

### Note

- (1) If part number contains "H" as last digit, product is AEC-Q101 qualified

## TO-247AC-N3 modified

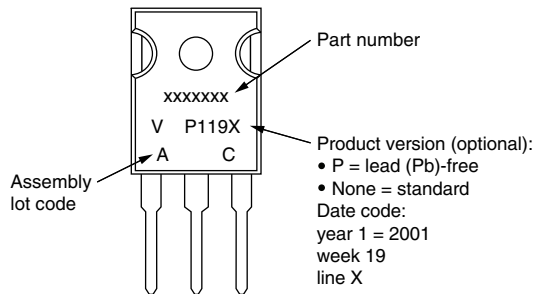


Example: This is a xxxxxx <sup>(1)</sup> with assembly lot code AC, assembled on WW 19, 2011 in the assembly line "X"

### Note

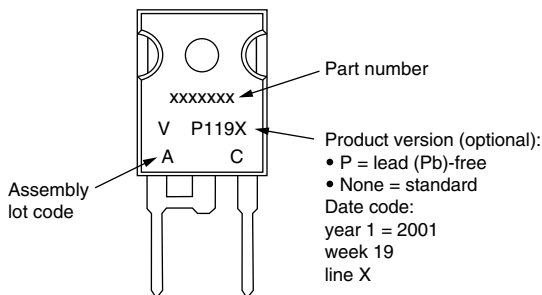
<sup>(1)</sup> If part number contains "H" as last digit, product is AEC-Q101 qualified

## TO-247 PbF



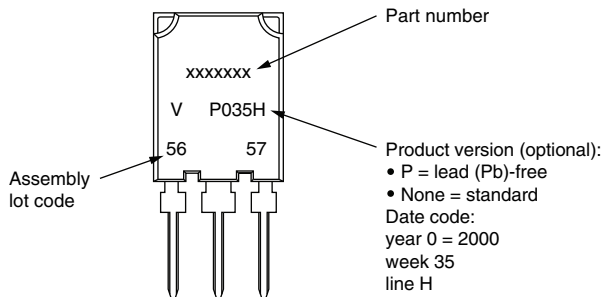
Example: This is a xxxxxx with assembly lot code AC, assembled on WW 19, 2001 in the assembly line "X"

## TO-247 PbF modified



Example: This is a xxxxxx with assembly lot code AC, assembled on WW 19, 2001 in the assembly line "X"

## Super TO-247

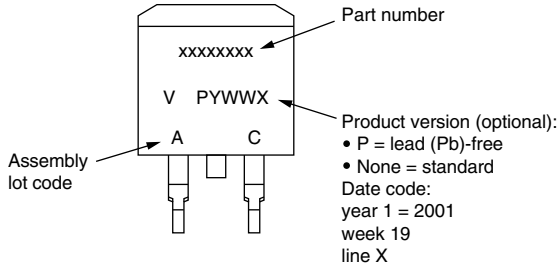


Example: This is a xxxxxx with assembly lot code 5657, assembled on WW 35, 2000 in assembly line "H"

## D<sup>2</sup>PAK (TO-263AA), TO-262 MARKING

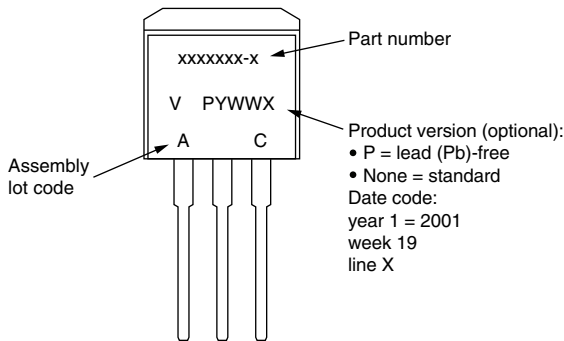
Examples:

### D<sup>2</sup>PAK E (TO-263AA)



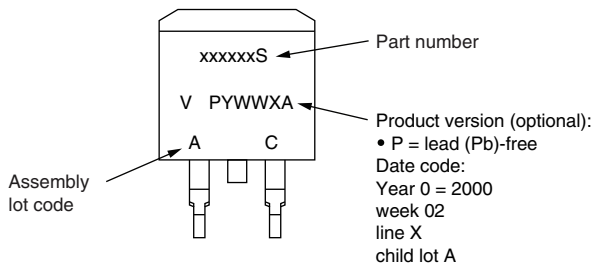
Example: This is a xxxxxxx with assembly lot code AC, assembled on WW 19, 2001 in the assembly line "X"

### TO-262AA



Example: This is a xxxxxx-x with assembly lot code AC, assembled on WW 19, 2001 in the assembly line "X"

### D<sup>2</sup>PAK (TO-263AA)



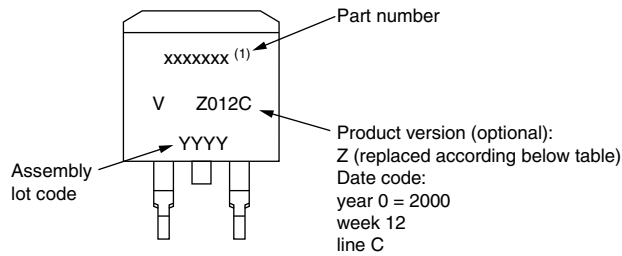
Example: This is a xxxxxxS with assembly lot code AC, assembled on WW 02, 2000



## DPAK (TO-252AA) MARKING

Examples:

### DPAK E

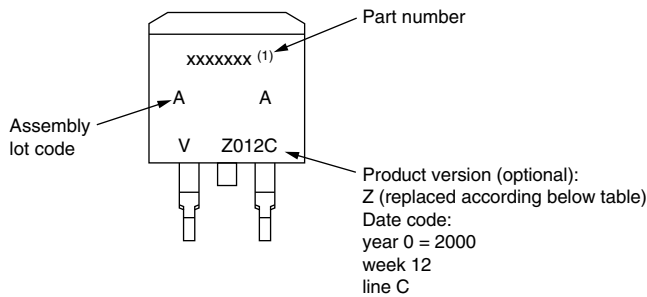


Example: This is a xxxxxxxx with assembly lot code YYYYY, assembled on WW 12, 2000 in the assembly line "C"

### Note

<sup>(1)</sup> If part number contains "H" as last digit, product is AEC-Q101 qualified

### DPAK



Example: This is a xxxxxxxx with assembly lot code YYYYY, assembled on WW 12, 2000 in the assembly line "C"

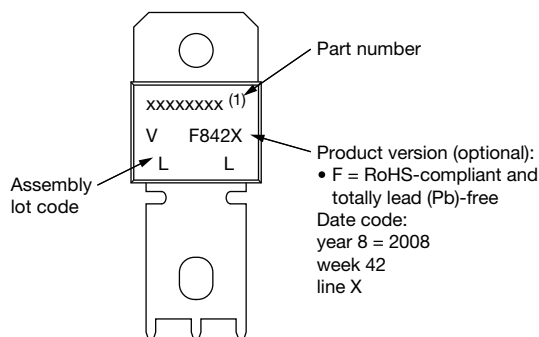
### Note

<sup>(1)</sup> If part number contains "H" as last digit, product is AEC-Q101 qualified

## PowerTab<sup>®</sup> MARKING

Examples:

### PowerTab<sup>®</sup>




Example: This is a xxxxxxxx <sup>(1)</sup> with assembly lot code LL, assembled on WW 42, 2008 in the assembly line "X"

### Note

<sup>(1)</sup> If part number contains "H" as last digit, product is AEC-Q101 qualified

## SMD MARKING

### CLP0603 MARKING

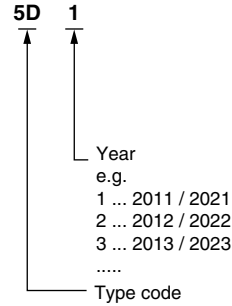


Cathode mark  
Opening of "C" indicates month,  
where wafer lot was started in fab,  
e.g. 3 o'clock means March

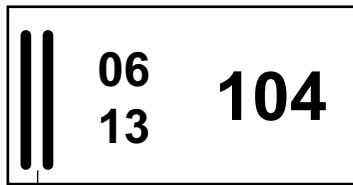
**Note**

- Type code refers to individual datasheet

#### DATE CODE



### CLP1608, CLP1006, CLP1406, CLP1007 MARKING

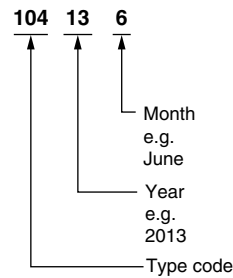


Cathode mark

**Note**

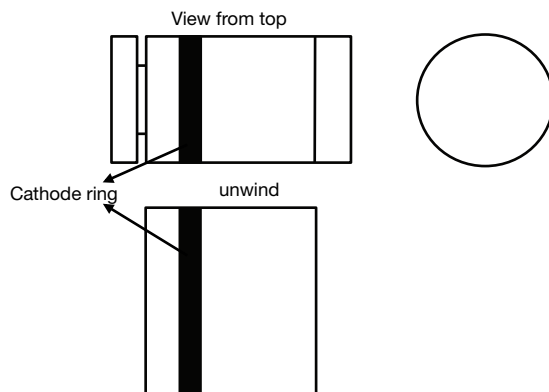
- Type code refers to individual datasheet

#### DATE CODE

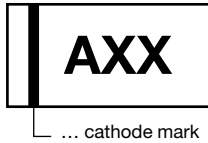


## DO-213 MARKING

Marking: cathode



## DFN1006 MARKING



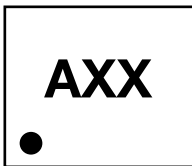
X or XX ... Type code (see allowed matrix)  
100% AOI to avoid wrong device

Only exemptions from that matrix: BAS40L: "A."  
BAS21L: "B."  
BAS16L: "D" ("D." turned by 180°)

### A...DATE CODE

Jan18-A; Feb18-B; Mar18-C  
Apr18-D; May18-E; Jun18-F  
Jul18-G; Aug18-H; Sep18-J  
Oct18-K; Nov18-L; Dec18-N  
Jan19-P; Feb19- $\leftarrow$ ; Mar19-R  
Apr19-S; May19-T; Jun19-U  
Jul19-V; Aug19- $\rightarrow$ ; Sep19-X  
Oct19-Y; Nov19-Z; Dec19- $\forall$   
Jan20- $\exists$ ; Feb20- $\ominus$ ; Mar20- $\ominus$   
Apr20- $\exists$ ; May20- $\ddagger$ ; Jun20- $\ominus$   
Jul20- $\Gamma$ ; Aug20- $\times$ ; Sep20- $\Gamma$   
Oct20-d; Nov20- $\rightarrow$ ; Dec20- $\exists$   
Jan21- $\downarrow$ ; Feb21- $\uparrow$ ; Mar21- $\Lambda$   
Apr21- $\rightarrow$ ; May21- $\times$ ; Jun21-1  
Jul21-2; Aug21-3; Sep21-4  
Oct21-5; Nov21-6; Dec21-7  
Jan14 = Jan18 = Jan22 ...

## DFN1110 MARKING



Production site: JCET

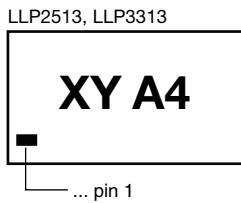
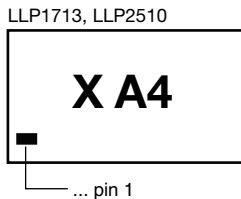
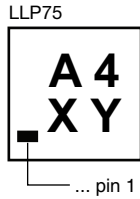
● Pin 1

X or XX ... type code

### A...DATE CODE

Jan18-A; Feb18-B; Mar18-C  
Apr18-D; May18-E; Jun18-F  
Jul18-G; Aug18-H; Sep18-J  
Oct18-K; Nov18-L; Dec18-N  
Jan19-P; Feb19- $\leftarrow$ ; Mar19-R  
Apr19-S; May19-T; Jun19-U  
Jul19-V; Aug19- $\rightarrow$ ; Sep19-X  
Oct19-Y; Nov19-Z; Dec19- $\forall$   
Jan20- $\exists$ ; Feb20- $\ominus$ ; Mar20- $\ominus$   
Apr20- $\exists$ ; May20- $\ddagger$ ; Jun20- $\ominus$   
Jul20- $\Gamma$ ; Aug20- $\times$ ; Sep20- $\Gamma$   
Oct20-d; Nov20- $\rightarrow$ ; Dec20- $\exists$   
Jan21- $\downarrow$ ; Feb21- $\uparrow$ ; Mar21- $\Lambda$   
Apr21- $\rightarrow$ ; May21- $\times$ ; Jun21-1  
Jul21-2; Aug21-3; Sep21-4  
Oct21-5; Nov21-6; Dec21-7  
Jan14 = Jan18 = Jan22 ...

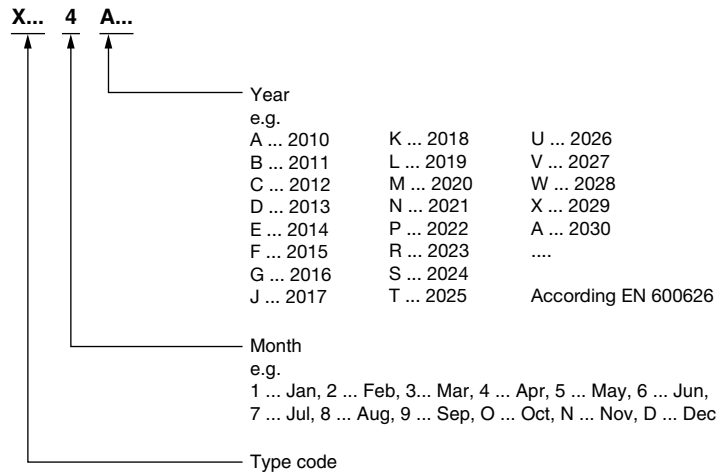
## LLP75, LLP1713, LLP2510, LLP2513, LLP3313 MARKING



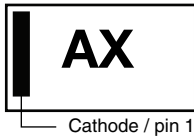
**Note**

• Type code refers to individual datasheet

DATE CODE



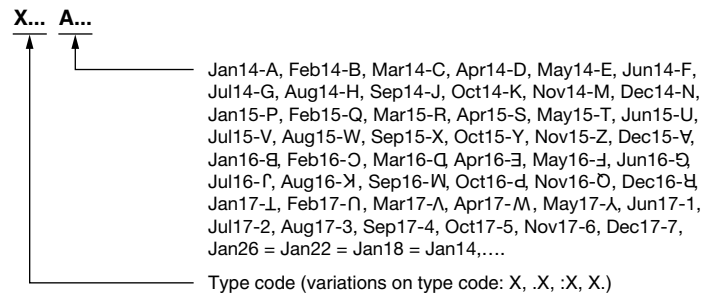
## LLP1006 MARKING



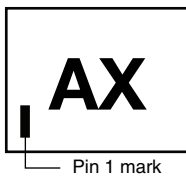
**Note**

• Type code refers to individual datasheet

DATE CODE



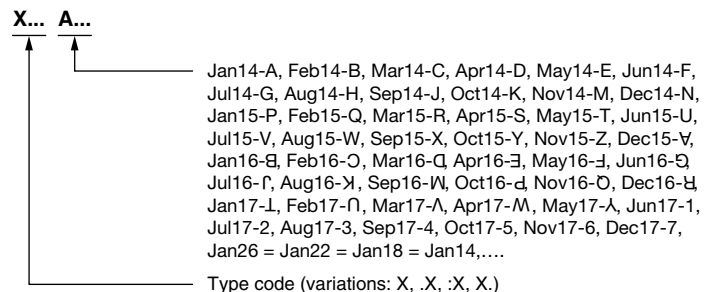
## LLP1010, LLP1110 MARKING



**Note**

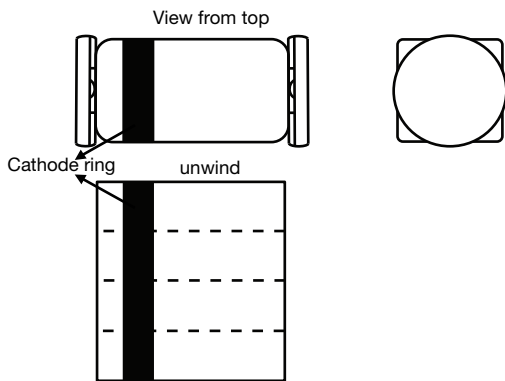
• Type code refers to individual datasheet

DATE CODE



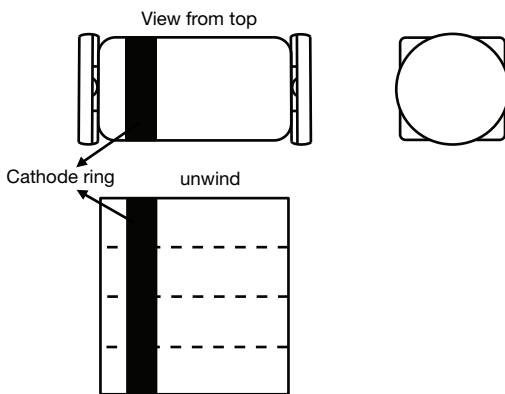
## MicroMELF MARKING

Marking: cathode



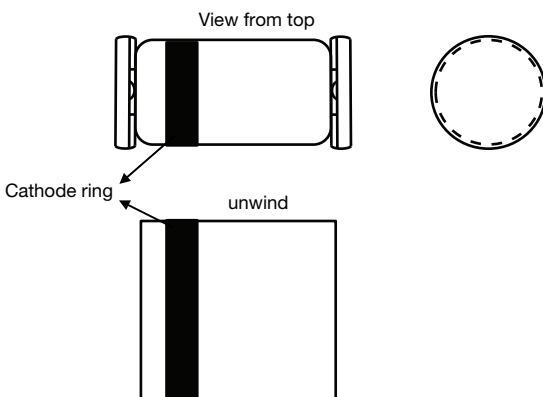
## QuadroMELF (SOD-80) MARKING

Marking: cathode



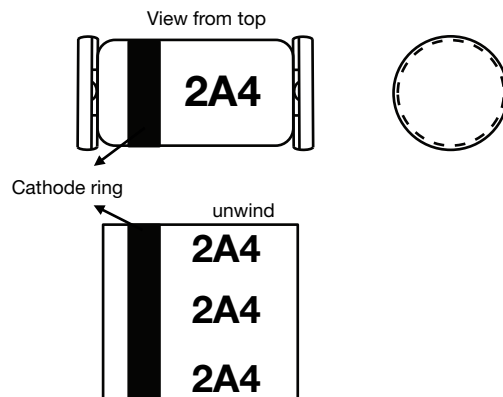
## MiniMELF (SOD-80) MARKING

Marking: cathode

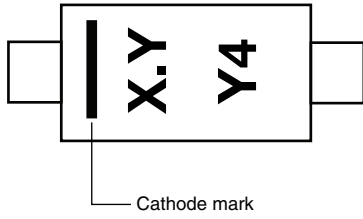


## MiniMELF (SOD-80) TLZ MARKING

Marking: type and cathode

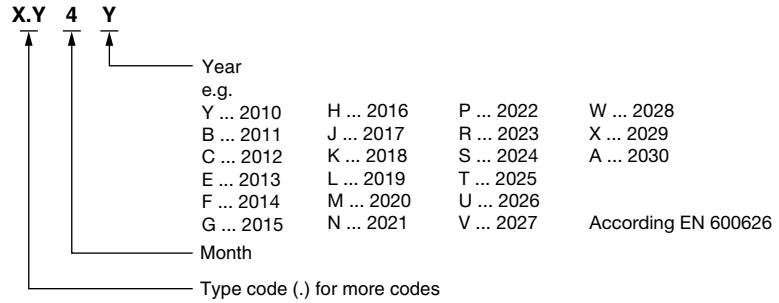


## SOD-123 MARKING

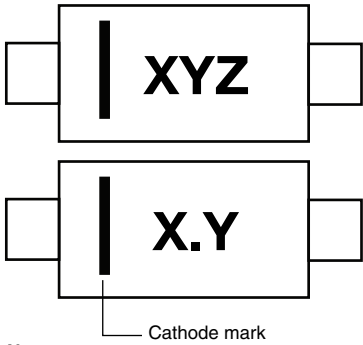


**Note**  
• Type code refers to individual datasheet

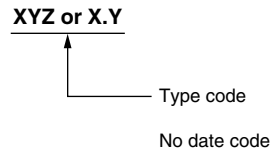
### DATE CODE



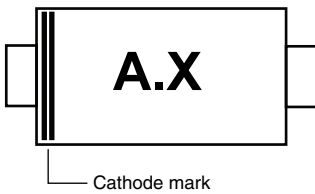
## SOD-323 MARKING



**Note**  
• Type code refers to individual datasheet

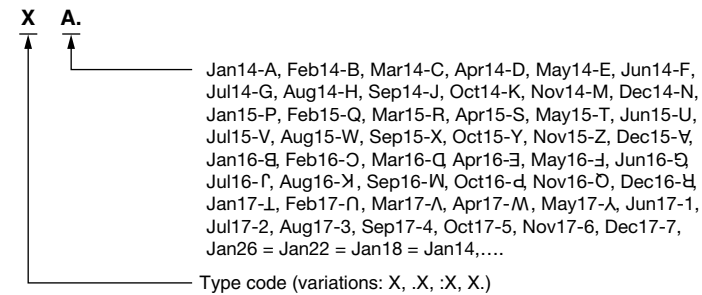


## SOD-523 MARKING



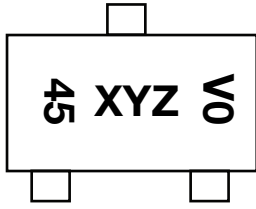
**Note**  
• Type code refers to individual datasheet

### DATE CODE





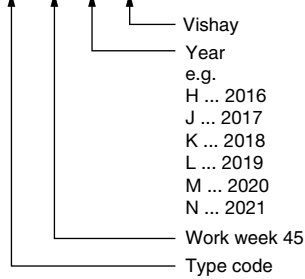
## SOT-23 MARKING



**Note**  
• Type code refers to individual datasheet

### DATE CODE

XYZ 45 0 V



Vishay  
Year

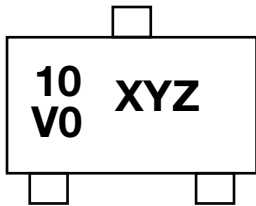
e.g.  
H ... 2016  
J ... 2017  
K ... 2018  
L ... 2019  
M ... 2020  
N ... 2021

P ... 2022  
R ... 2023  
S ... 2024  
T ... 2025  
U ... 2026  
V ... 2027

W ... 2028  
X ... 2029  
A ... 2030

According to EN 600626

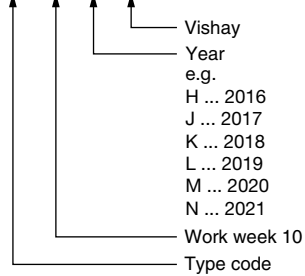
## SOT-3xx MARKING



**Note**  
• Type code refers to individual datasheet

### DATE CODE

XYZ 10 0 V



Vishay  
Year

e.g.  
H ... 2016  
J ... 2017  
K ... 2018  
L ... 2019  
M ... 2020  
N ... 2021

P ... 2022  
R ... 2023  
S ... 2024  
T ... 2025  
U ... 2026  
V ... 2027

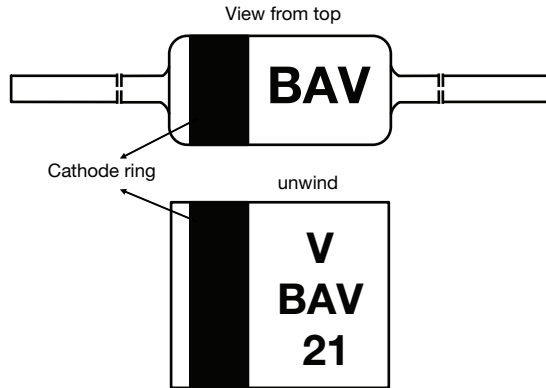
W ... 2028  
X ... 2029  
A ... 2030

According to EN 600626

## AXIAL MARKING

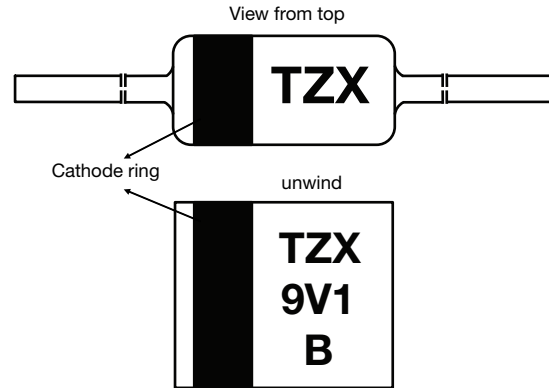
### DO-35 (DO-204AH) BAV, BAW, BAS MARKING

Marking: type and cathode



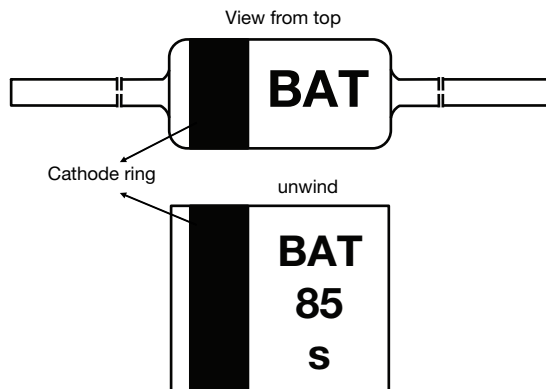
### DO-35 (DO-204AH) ZENER TZX MARKING

Marking: type and cathode



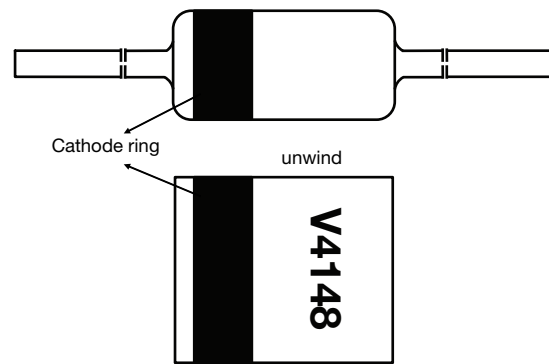
### DO-35 (DO-204AH) SCHOTTKY BAT, SD MARKING

Marking: type and cathode



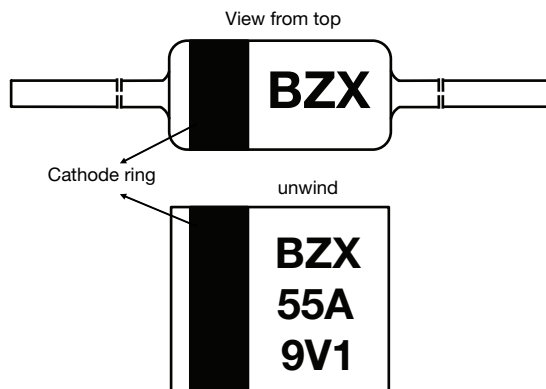
### DO-35 (DO-204AH) 1N4148 MARKING

Marking: type and cathode



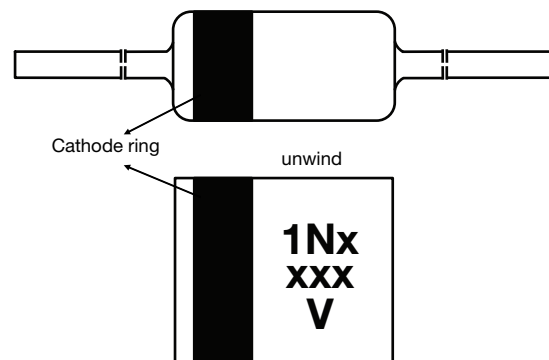
### DO-35 (DO-204AH) ZENER BZX55 MARKING

Marking: type and cathode



### DO-35 (DO-204AH) 1N4xxx -SERIES (without 1N4148) MARKING

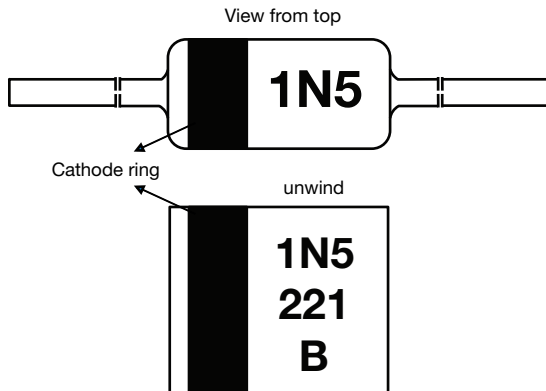
Marking: type and cathode





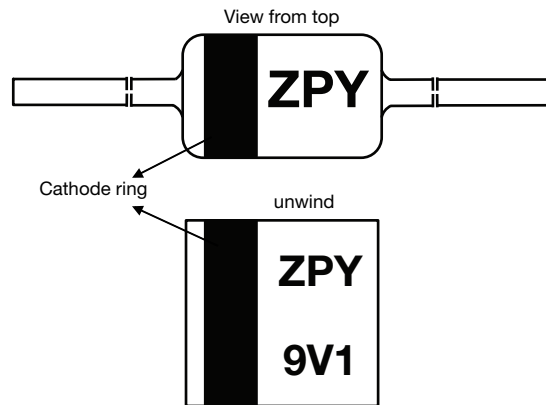
## DO-35 (DO-204AH) ZENER 1N52 MARKING

Marking: type and cathode



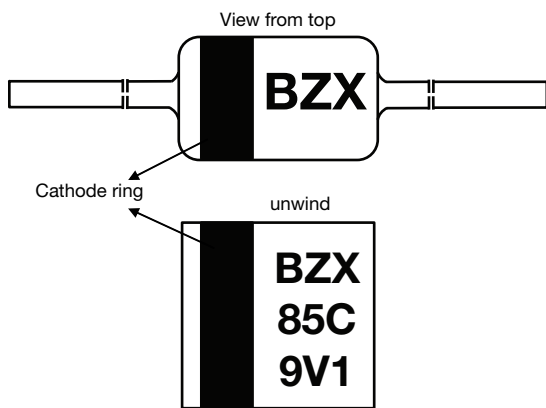
## DO-41 (DO-204AL) ZPY MARKING

Marking: type and cathode



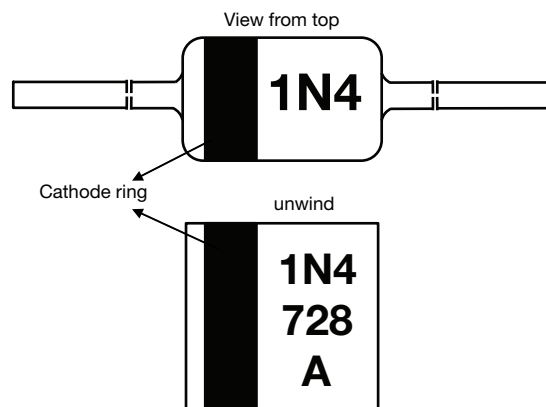
## DO-41 (DO-204AL) BZX85 MARKING

Marking: type and cathode

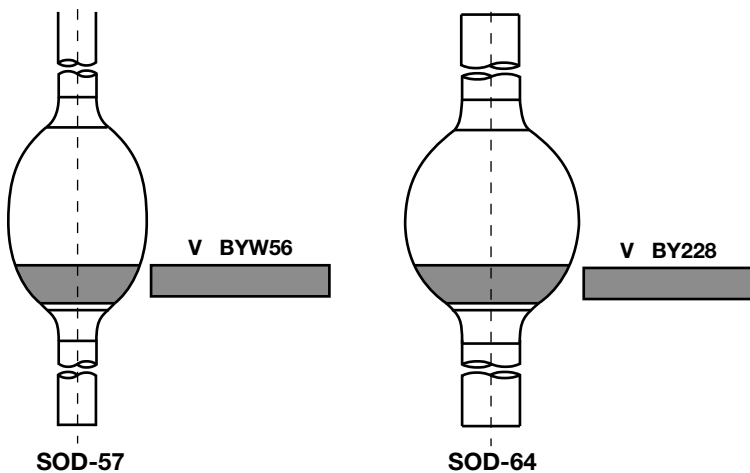


## DO-41 (DO-204AL) 1N47xx MARKING

Marking: type and cathode



## SOD-57, SOD-64 MARKING CODE



### SOD-57 and SOD-64 Avalanche diodes

The unique part number is followed by letter "V", means Vishay  
e.g. BYT62 V; SF1600 V or BYW83 V

### SOD-57 Zener diodes

BZT03Cxx - where "xx" means the Zener voltage (no "V" after the part number)

### SOD-64 Zener diodes

BZW03Cxx - where "xx" means the Zener voltage (no "V" after the part number)